



This is a digital copy of a book that was preserved for generations on library shelves before it was carefully scanned by Google as part of a project to make the world's books discoverable online.

It has survived long enough for the copyright to expire and the book to enter the public domain. A public domain book is one that was never subject to copyright or whose legal copyright term has expired. Whether a book is in the public domain may vary country to country. Public domain books are our gateways to the past, representing a wealth of history, culture and knowledge that's often difficult to discover.

Marks, notations and other marginalia present in the original volume will appear in this file - a reminder of this book's long journey from the publisher to a library and finally to you.

Usage guidelines

Google is proud to partner with libraries to digitize public domain materials and make them widely accessible. Public domain books belong to the public and we are merely their custodians. Nevertheless, this work is expensive, so in order to keep providing this resource, we have taken steps to prevent abuse by commercial parties, including placing technical restrictions on automated querying.


We also ask that you:

- + *Make non-commercial use of the files* We designed Google Book Search for use by individuals, and we request that you use these files for personal, non-commercial purposes.
- + *Refrain from automated querying* Do not send automated queries of any sort to Google's system: If you are conducting research on machine translation, optical character recognition or other areas where access to a large amount of text is helpful, please contact us. We encourage the use of public domain materials for these purposes and may be able to help.
- + *Maintain attribution* The Google "watermark" you see on each file is essential for informing people about this project and helping them find additional materials through Google Book Search. Please do not remove it.
- + *Keep it legal* Whatever your use, remember that you are responsible for ensuring that what you are doing is legal. Do not assume that just because we believe a book is in the public domain for users in the United States, that the work is also in the public domain for users in other countries. Whether a book is still in copyright varies from country to country, and we can't offer guidance on whether any specific use of any specific book is allowed. Please do not assume that a book's appearance in Google Book Search means it can be used in any manner anywhere in the world. Copyright infringement liability can be quite severe.

About Google Book Search

Google's mission is to organize the world's information and to make it universally accessible and useful. Google Book Search helps readers discover the world's books while helping authors and publishers reach new audiences. You can search through the full text of this book on the web at <http://books.google.com/>

Homœopathic news



Amoebae Penne

H 610.5

H 77 H

N 55

North. W. M. B. C. U.

L. R. P. S.

THE

58712

HOMŒOPATHIC NEWS.

VOL. 9.

JANUARY-FEBRUARY 1880.

No. 1.

To insure publication, articles must be *practical, brief* as possible to do justice to the subject, and carefully prepared so as to require little revision.

The Editor reserves the right to further condense all articles sent, so as to fill as little space as possible without interfering with the ideas expressed.

Readers of the News will oblige the Editor by sending copies of local newspapers, pamphlets, short articles, etc., which will be promptly acknowledged.

No Apology Necessary.

Our readers have heard the story of the young doctor who, a short time after removal to a new place, was asked how he was progressing, replied: "Doing well; just had a case of obstetrics: the mother died, so did the baby, but I hope by hard work to pull the old man through yet."

We have been behind the past two months—late in December, deferred in January—but we hope to pull the NEWS through in the future, strictly on time. Nobody has had a row, that we know of, but the delay has brought us so many letters of solicitude that we begin to think the NEWS has taken quite a hold on our subscribers—particularly those who don't pay their subscriptions. This double number will give some idea of the amount of material gone over to prepare an issue. We believe our readers appreciate the field the NEWS aims to occupy—simply that of a record of current literature. Many have urged longer articles and freer extracts from the Journals. We have no idea of monopolizing their contents to any such degree. We can give no more than an outline and a reference to the journal where fuller accounts can be had than we have room for. This would be transgressing the field we propose to occupy, and make us a greedier "vampire" than we now are. Henceforth we will be prompt with our journal, and earn our right to the title of "HOMŒOPATHIC NEWS."

A Homœopath Regular-ated.

Dr. W. H. Blakely, of Bowling Green, Ky., has been legitimized—made whole. His examinations for the Mutual Insurance Company, of Kentucky, were refused on account of irregularity. He protested to the Board. They rose up and confirmed him, and put him on the same basis as any other—as he ought to be.

New Journals.

The Physician's and Surgeon's Investigator, a monthly journal devoted to the best interests of the Profession. Edited by the Faculty of the College of Physicians and Surgeons, of Buffalo, N. Y. S. W. Wetmore, M. D., Editor-in-Chief; S. N. Brayton, M. D., Managing Editor. \$1.00 per year. Notice next month.

The Homœopathic Expositor. E. J. Morgan, Jr., M. D., Editor. Ithaca, N. Y. 50 cts per annum. Not a new, but enlarged people's Journal.

Editorial Change.

The Hahnemannian Club of Philadelphia having acquired the proprietorship of the *Hahnemannian Monthly*, it will hereafter be issued under the editorship of Drs. Farrington, Dudley and James.

Western Academy of Homœopathy.

We would urge our readers to bear in mind the annual meeting of this body at Minneapolis, this coming June. Extensive preparations are being made for a grand time, and we hope to have a rousing time. It is proposed to have this one of the most successful "meets" of the season. Prepare your papers.

C. H. GOODMAN, M. D.,
Secretary W. A. H.

THE third annual banquet of the Alumni Association of the Homœopathic Medical College of Missouri will be held on the evening of the College Commencement, March 11.

Desired information may be obtained of the Secretary,

W. B. MORGAN,
3726 N. Tenth Street, St. Louis, Mo.

We would call the attention of the Alumni of our college to the above notice. These reunions are very interesting, and afford a good time for relaxation and renewal of old acquaintance and interest in the college. We say come one come all.

JOURNALS OF THE MONTH.

AM. HOM., NOVEMBER.—Dr. J. M. Schley has no faith in the mercurials in the inception of and height of diphtheria. After stating how physicians disagree in the remedies prescribed for disease, he gives an outline of the poisonous effects of mercury as a preliminary to his reasons why he has lack of faith, which are to be stated in the December number. (This has not arrived.)

Dr. Osborn thus describes his new bandage for fracture of the clavicle: "The usual axillary pad is adjusted and the arm flexed across the chest. A flannel bandage three inches wide is then carried from the side of the neck opposite the injured bone across the chest to the elbow, under the elbow in a straight line in front of the chest to the back of the neck, where it is joined to the initial end of the bandage. From this point it is made to pass down to the wrist from where, after three turns, it is again carried across the chest to the opposite side of the neck, across the back of the neck, passing in front of the chest to the elbow, from where, by reverse turn, the bandage is carried to the wrist, at which point it terminates."

- ✓ Colic; female child of 6 mos.; agg. at 4 o'clock. *Lycop. m. m.*
- ✓ Scalp very sensitive; could not bear to have her hair combed. *Hepar Sulph.*, few doses cured.—From Dr. Chase.

The case of copperhead poison was noticed in the *Clin. Review*.

Dr. Sherman, of Boston, says in miscarriage tampon at once for hemorrhage, waste no time with forceps, hooks, etc. He uses a number of small sponges, two or three inches in diameter, immerse in warm carbolized water, and pack them in the vagina hard up against the os. Large sponge outside at the vulva held by a bandage. No *Ergot*, *Trillium*, *Arnica* or *Ipecac* necessary.

Dr. Adriance defines the limits of the malarial region about Watkins, N. Y., and thinks in general, malarial poison invades the system when nature is trying to throw off other inimical conditions.

Dr. Taylor writes on diseases of the pelvis and its organs; the method of cure he proposes later.

- ✓ Dr. Viehe finds *Merc. Sol.* 2x most frequently indicated in mumps and the external use of a poultice made of *Sambucus*

Nigra flowers, heated and wet with vinegar. Flowers used in dry state. N. B. says the flowers are those of the common elder.

AMERICAN HOMŒOPATHIST, JANUARY.—Complicated case commencing with diphtheria, followed by symptoms of rheumatism, angina pectoris, nephritic colic, albuminuria, uræmia, giving rise to epileptiform convulsions and transient paralysis. *Salicylate soda* for rheumatism, four grains crude; angina pectoris, *Cactus g.*, *Amyl nit.* and *Arsen.*; *Stram.* 2^o and *Terebinth* ✓ 1^x for colic; *Helonias* cured this; *Calc. ars.* for nephritic pain.—E. C. Price, M. D.

Peri-uterine cellulitis; all troubles confined to pelvic cellular ✓ tissue; no abnormalities in any other direction. *Ars.* 200, and ✓ *Bryon.* 200 gave most relief.—M. S. Carr, M. D.

New prophylactic for scarlet fever.—G. M. Ockford, M. D. ✓ *Ailanthus gland.* for the miliary form.

Intermittent fever. W. S. Mullins, M. D., advises "Lord on Intermittent Fever" for study. Four cases cited cured by various potencies.

Hour-glass contraction of the womb.—A. B. Rice, M. D. Case, second confinement, placenta retained by above condition. Introduced right hand into lower segment; constriction dilated with the fingers; placenta, which was separated but held firmly by the upper part of womb, grasped and whole expelled by regular pain. Can remedies do any more?

Relations of Minor Surgery to General Practice. M. H. Waters, M. D., insists on the necessity of a thorough knowledge of minor operations, etc., as belonging to every skillful homœopathist,

Pericardial Murmurs, W. P. Armstrong, M. D.—Directions how to recognize, and differential diagnosis.

Physiology and pathology of disease essential aids to symptomatology, G. W. Bowles, M. D. The true physician anticipates as well as provides for the present. Select the remedy according to the law of similars, but not at the expense of loss—in fact, to what is required by nature's demand to the *causam*.

Potencies, by F. R. Schmucker, M. D., discusses the rationale.

Mercury and its compounds in diphtheria. J. M. Schley, M. D., quotes: Never give *Mercury* in any form during the acute stage

when the fever is high, deposit increases, headache lasts, etc.; but when it is all over exudation follows, etc. In albuminuria *post hoc*, *Mercury* a good remedy. In acute inflammation not applicable, but in those of phlegmonous character.

Is smoking hurtful? Von Scherzer, M. D.—The great danger lies in the slow and insidious action on the system.

HAHNEMANNIAN, DECEMBER.—Dr. Smith's article on blood micrometry contains some facts of interest. He finds the mean diameter of a blood corpuscle is $\frac{1}{8128}$ inch.

Dr. Hall prefers straps to sutures in cases of amputation of the breast. The porous rubber strap of Seabury & Johnson is best. During sloughing and granulation he uses a dressing composed of *Gypsum*, 2 lbs., *Oil of Tar*, 1 ounce, of which mixture he uses a small quantity, reduced to the consistency of thin paste, with *Olive oil*. He directs attention to the proper protection of the cicatrix.

Dr. Childs reports a case of hypertrophy and eburnation of the femur, saved from amputation by proper treatment and internal remedies.

Dr. M. M. Walker presents a case of fracture of left humerus, with dislocation, in a patient aged 79, who ultimately died of pneumouia. The union was very complete as shown by post mortem.

The report of the Hahnemann Club contains some good points on enteritis, pulmonary abscess, poisoning from Carb. oxide gas, pruritus. For the last, to decide if it be due to uterine or vaginal discharges, a piece of absorbent cotton in the vagina for twenty-four hours will decide. For that due to parasites, *Oil of Lavender* and solution *Merc. cor. sub.* 2 grs. to the oz. would relieve. Dr. McClatchey reported a case of labor, two left hands presenting. These were replaced and a child born in left occipito-iliac position, placenta followed and the twin child succeeded. Dr. B. W. James reported the Ophthalmoscope made by Edw. C. Loring, of New York, price \$35.00, as the best made. The Knapp large, \$30.00 is a late improvement, and Miller Brothers', price \$22.00, the lightest and always ready for use.

✓ Dr. Rubini writes that *Camphor* should prove a valuable remedy for yellow fever from a study of its symptoms and those of the disease. He claims for it an abortive power equal to that in cholera.

Dr. Lee advises a mixture of barley water with condensed milk in preference to oatmeal gruel, and the Osprey brand as preferable to others.

✓ Dr. Dinsmore reports a case of neuralgia cured with *Spigelia*. Pains came at 10 a.m.; height at 3 p.m.; sharp and cutting, extending over the temples and forehead, with profuse flow of water from the eyes. Better in dark room, when quiet, and nearly well at night.

HAHNEMANNIAN, JAN. — Diagnostic Signs and Symptoms of Peritonitis, by C. S. Middleton, M. D. Given clearly and well defined. Symptomatology of Remedies given by Dr. Farrington *Acon.*, *Verat vir.*, *Bell.*, *Canth.*, *Bry.*, *Merc. Corr.*, *Apis*, *Rhus*, *Bapt.*, *Laches*, *Lycop.*, etc. Attention directed to *Raphanus*.

Surgical Clinic, C. M. Thomas, M. D. Recurring case of epitheliomatous carcinoma of lower lip. V-shaped incision. *Calandula* dressing. (2.) Rodent ulcer of nose, cheeks and lower eyelids. In this case recommended extirpation with the knife, with careful cauterization of whole surface with thermo cautery at high heat. (3.) Epithelioma of the nose. Removal by knife. (4.) Sarcoma of thigh. (5.) Impacted fracture of thigh. Symptoms given. Liston splint and rest.

Diphtheria, Pathology and Treatment. G. Hosfield, M. D., and Geo. Parker, M. D. Compilation chiefly, but clearly put.

Parasitic Diseases of the Skin. M. S. Williamson, M. D. Pityriasis. Wash thoroughly with 5 per cent. solution *Carb. Acid* and follow with hot bath. Bites of cimex and flea; lotion of *Glycerine* and water, each 2 oz. to one dr. *Calend.* For the forms of tinea, externally, *Soda hypos.* 2 dr. to one oz. water, or *Merc. bichlr.*, gr. j to ij to oz. water.

Germ Theory of Disease. C. R. Norton, M. D.

Typho-Malarial Fever, by W. C. Goodno, M. D. Characteristics of centennial period. Temperature 102 and 104, first or second day. Heart symptoms, mitral regurgitation, digestive apparatus, symptoms of continued fever, with violent pain, neuralgia of solar plexus. Cerebro spinal system chiefly affected, spinal cord, particularly posterior columns.

Cases Illustrating the Remedy in Intermittent Fever, by W. R. Ingersoll, M. D. 22 cases cured with homœopathic remedies, e. g., baby, aet. 1 mo. Mother had intermittent fever before and after birth of child. Tertian, beginning at 7 A. M. and lasts one to two hours. Heat until noon, diarrhœa, dark green slimy,

stringy stools, most frequent in afternoon, and smelling like decayed meat. Starts in sleep. *Pod.* 200. In four days no better. ✓ *Elaeterium* 200, three doses. Cured.

From the Pennsylvania Medical Society.—Seminal Emissions, nocturnal, with vivid dreams. The patient feels played out, mad and disgusted with himself. *Viola tricolor*. In typho malarial and typhoid fever for the violent pains, particularly in the thighs, *Taraxacum* almost specific. *Crusta-lactea*; eruption begins in small spots which spread and involve whole surface with a watery discharge from under the scabs. *Cantharides*.

NEW ENGLAND MEDICAL GAZETTE, DECEMBER. — Dr. ✓ Tompkins reports two cases showing the effect of *Borax* in dysmenorrhea. First case was relieved by Hale's method—5 grs. crude powder in a tablespoon of water three times a day until next menses. Between that and next period, the same dose once a day the first week, twice a day the second, then three times a day till the flow appeared and so on. The second was relieved by same remedy. 2x trit. given same way.

Errors in Hom. Pharmacy are ventilated by Dr. Whitney.

Dr. Phillips treats cervical endo-metritis by means of suppositories of cocoa-butter medicated with *Hydrastin*, etc., 1½ inch in length, ¼ inch in diameter. These are covered with a film of cotton to which a thread is attached. To cleanse the cervical canal he uses absorbent cotton carefully wound on a flexible sound.

Dr. Kershaw reports a case of vertigo, with hemorrhagic flow ✓ after labor, for some months, entirely relieved by *Rhus tox.* 3, (in water, we presume), 2 teaspoonsfuls every half hour, five doses; then every two hours. Symptom deciding was, relief of vertigo by walking, which appeared only when sitting or lying down.

NEW ENGLAND MED. GAZETTE, JAN.—Therapeutic Nihilism. Advocates therapeutical knowledge as well as accurate diagnosis. A decided change of base, thinks the tendency of medicine is towards a knowledge gained by drug provings.

A Ballad of the Sixteenth Century comes from Dr. Hel-muth's Scratches of a Surgeon. We hope "Ye prettie serving maide" is in nowise responsible for the scratches aforesaid of our distinguished surgeon.

The Rationale of Similia comes from Dr. Dunning. He asks, How do remedies act and how do diseases act?

Local applications are advocated by Dr. H. C. Angell. Thinks the skin is to be treated in as independent a way as any other organ or the body.

Medical Education by J. G. Gilchrist, M. D., gives a curriculum of study, illustrated by his own branch, surgery.

The British Homœopathic Congress is outlined.

Studies in Therapeutics, leaves from a clinical index, by Sam'l. Potter, M. D. Gives a comparison between the treatment of the Allopathic and Homœopathic Schools, in scarlet fever and dysentery. It presents a startling similarity as well as noting the great change in the therapeutics of the dominant school.

More About Climatology.—Luther Clark, M. D., cautions against much-praised watering places and health resorts without proper consideration.

HOM. JOUR. OBSTETRICS, NOV.—Through some misunderstanding, this number did not reach us in time for earlier notice.

The legal status of the accoucheur where death occurs with an unligatured cord. A. M. Piersons, M. D.—Rarely ever ligates. Many authorities quoted to show it is unnecessary. It is a matter of habit entirely. Can the physician be held accountable when the death occurs from hemorrhage from non-ligation?

Dilatation and Dilatability of the Os Uteri. S. Leavitt, M. D.—One the condition, the other the result of the condition. Causes considered, and advantages from a knowledge of them, particularly in cases demanding podalic version, and requiring an early use of forceps. The proper recognition of the two conditions is also necessary.

The Curette for Removing Portions of Retained Placenta. W. B. Garside, M. D. Case given in which this was successfully accomplished, and suggests a procedure for future emergencies of a similar kind. Skewes' curette preferred to Sims, or Thomas, for general use.

Sponge Tent in Dysmenorrhœa. W. H. Taylor.—Cases given where it was used with success after the failure of remedies. In one an obstinate pruritus vulvæ disappeared. In another the tent remained five days. It was carbolized.

Conditions Requiring Artificial Feeding. H. L. Waldo, M. D.

It is necessary to know whether the child gets all it wants in the shape of food from the breasts. At the end of four months it ought to weigh twice as much as at birth; at the end of sixteen months, again, twice the last weight. To ascertain how much milk the infant has obtained is to weigh it just before and after nursing. It should increase three to six ounces, according to the child's age. On the analysis of Dr. Parker, an infant at birth, average weight 7 lbs., would require 1.05 ounces water-free food. Child of 20 lbs., 3 oz. Of breast milk a child under ten days needs a little less than 17 oz. This quantity increased until three pints per day, or more, are supplied by a healthy mother to her child. Existence of scrofula, consumption, marked mental disease, syphilis, pregnancy, colostive condition of the milk, abscesses in breast, violent emotions, are conditions requiring whole or partial artificial feeding.

The statistics of the Brooklyn Maternity Hospital are full of interest. Up to Sept. '79, not a patient was lost during, nor directly because of, labor. Five hundred and forty-six confinements.

S. E. Stiles records a case of dermoid cyst. Aspiration, death.

Pseudo cystis. B. F. Betts, M. D.—All symptoms disappeared under an anæsthetic. Reappeared after. *Puls.* cured all symptoms.

A case of anæmia, after child-bearing, was greatly relieved by *Causticum*. E. A. Farrington, M. D. Fainting after labor. Child delivered, as well as secundines. No hemorrhage, but suppression of lochia. *China*, *Ipecac.*, *Nux*, failed to cure. Full bladder, no uneasiness from it or desire. Unable to void urine, ✓ itching around waist, left side; agg. after midnight. *Rhus* 2 m. ✓ cured promptly.

Dr. H. N. Martin records his experience with *Anacardium*. Numerous cases of dyspepsia cured on the symptom; agg. when ✓ the stomach is empty, better on eating any food. Cases of morning sickness cured on same indications.

Ecchymosis. C. Ormes, M. D.—What nourishes in place of placenta and umbilical cord?

Fatal case of ovarian dropsy recorded by C. N. Conant, M. D. Post mortem revealed a tumor, 25 lbs. Multilocular. Not less than 300 cysts.

Attention is called in the "Abstracts" (*Medical Record*) to in-

discriminate giving of beef tea in children's diarrhœa. In acute cases do not give it.

In the report of the Bureau of Obstetrics of the New York County society, discussion on ligation brought out a variety of opinions.

✓ In prophylactic treatment of post partum hemorrhage, Dr. Blumenthal finds *Caulophyl* 100th decimal, takes the place of *Ergot*. He gives it three times a week until the beginning of labor.

The New Jersey Homœopathic Medical Society received twenty-two answers to its circular on the nature, cause and treatment of after pains. They varied like the course of leaves in a high wind. They are interesting studies.

COUNSELOR, DECEMBER.—Dr. Arndt gives an interesting account of the life of the late Dr. Hempel.

The action of the muscles of the eye is discussed by Dr. Schell.

Dr. Dorris writes on laceration and eversion of the uterine cervix. There was bi-lateral laceration with eversion and an abraded surface large enough to fill the entire field of a speculum. Injections of *Iodine* and *Glycerine*. *Ars. iod.* internally. Cured. Second case cured by same treatment.

Case reported dysentery. Whenever she turned over in bed on left side, immediate desire for stool. Temperament sanguine. *Phos.* 30 cured. Lying-in woman. Constant desire for stool; none voluntary; passes round hard lumps with difficulty. ✓ *Plumb. ac.* 7x. Vertigo, so she could not turn over in bed. ✓ *Conium* 3. Yellow, ropy leucorrhœa in tough strings. *Kali bich.* 1 m.

Two cases of senile gangrene treated by amputation come from Dr. Adams. In neither case was there a line of demarkation formed, and both cases recovered.

✓ Dr. Hawley records his experience with *Rhus Venenata* Rheumatism of left ankle, so swollen that he could with difficulty get his boot on. Handling two sticks of *Rhus. Ven.*, procured for making tincture, caused a tingling in his hands, with sensation of an electric current running through his body. Tasting some of the sap caused similar sensation, dry pricking sensation of the lips, twitching of the corners of the mouth, suffusion of the sclerotics as if in high state of inflammation, head,

face, neck and hands covered with beads of sweat. These symptoms were repeatedly produced under the same conditions.

Dr. Hoffman gives the details of a case of morbus Brightii, post mortem. There was tuberculosis of both lungs.

- From Dr. Mitchell's clinical lecture we learn *Baryta carb.* is adapted to cases of enlarged tonsils when there is dryness of the mucous membrane; *Merc Iod.* when the cervical and salivary glands are enlarged, and inflammation of the mucous membrane of the mouth and pharynx. *Calc. carb.* is useful in incipient phthisis where there is a scrofulous tendency in children. *Bryonia* is a good remedy for chronic liver disorders, when there is despondency and dejection of spirits. It is not a spitfire remedy. It acts slowly but surely.
- ✓ Flatulence and its cure. Diet: An hour before each meal and one hour before retiring a half pint of water as hot as can be swallowed. No milk, sugar, vegetables or fruits which are fermentive. No pastry. No corn in any shape. Eat fresh lean beef, mutton broiled, with small portions of stale white or Graham bread raised with hop yeast; beef tea in place of tea and coffee; cracked wheat, oat meal and small quantities of rice.
 - ✓ Fresh air, exercise, baths. *Carb. Veg.* and *Lycop.* most indicated.

Some clinical cases are instructive.

- On diseases of the throat and nose, Dr. Peiro writes, chronic catarrh being the subject. He urges the more frequent use of handkerchiefs, less hawking, no smoking, no so-called specifics.
- ✓ *Merc. Sol.*, 3 x., three or four doses per diem, for the raw feeling in the post nasal region, and the glairy, stringy, tenacious mucus.
 - ✓ *Sub. Nit. Bismuth* for insufflation. If the discharges are of long continuance, and have become crust-like, equal parts of warm Water and *Glycerine*, applied with a small brush.
 - ✓ *Nux* and *Puls.*, 6 x. For ozena, as a topical application, *Aloes*, 1 dr., *Glycerine*, two oz., and a gallon of warm water. Inject daily a teacup full of this. In insufflation equal parts *Bismuth* and *Ferri Carb.* (Of all remedies, *Aurum met.*, 3 x, and *Calc. Phos.*, 6x., the best.)

HOM. TIMES, DEC.—Dr. Wanstall gives a good essay on color-blindness and its theory. Numerous authorities are consulted, and the latest views presented.

Dr. King presents the differential diagnosis of croup, catarrhal

and membranous. In the former he prefers the steaming process and hot applications to cold. *Acon.*, *Spong.*, *Bry.*, *Phos.*, and *Chloral* advised. Dose, one gr. for each year of the child's age, every six hours. Tracheotomy must be performed before asphyxia has set in, if at all. In the diphtheritic form *Merc.*, *bij.* the best remedy; *Alcohol* and dilute; *Chlorine water* next. *Chlorine water* given with port wine.

Dr. Muir records a case of ovariectomy, successful. No pedicle. Enucleation.

Dr. Smith reports a case of constipation cured with *Æsculus L.*, 1 x, *Collins c.*, 1 x. *Sulph.* 3, as intercurrent. Hæmorrhoids all disappeared. Gall stones. *China*, 3 x., three or four times daily.

Dr. Shaw cured a case of retention of urine in a patient æt. 50, after fracture of femur, with a small piece of ice introduced into the rectum.

Dr. Gøwey presents a valuable paper on a review of gynecological literature, which is serviceable for reference.

HOM. TIMES, JAN.—Medical Progress. E. C. Price shows the similarity between the uses of our remedies and those of the Old School, the latter claiming many discoveries.

Dr. Mott goes on to prove that fungoid growths are the cause of whooping-cough, and *Quinine* is the remedy, because of its poisonous effects on fungoid growths.

Dr. Navarro reports a remedy for yellow fever, which, for want of a better name, he has called *Fiebre Amarilla*. He used it in the various dilutions.

A surgical clinic at Ward's Island, by Dr. Helmuth, is interesting. Spurious ankylosis of the hip, cheiloplasty, and removal of a large epithelioma, and using calcium light for illumination.

Dr. Baldwin gives the details of a case of uterine fibroid, treated with the earth-poultices of Dr. Hewson of Philadelphia, with great success. No particulars given.

Dr. Goodno replies to Dr. Von Tagen's criticism of his paper on fractures of the femur.

Dr. Von T. presents a paper on dislocation of both sacro iliac synchondrosis, with laceration of the ligaments, and extensive contusions.

Dr. Samuel Potter writes on particular visibilities. Society reports fill up the remainder of the journal. Retrospect continued.

MONTHLY HOM. REVIEW, DEC.—Success in Medicine, the Editor thinks, is acquired in two directions: scientific and social, and rarely is it gained in both by the same person. The acquisition of wealth by purely professional means is rare. Tact is necessary to success.

Dr. Blackley writes on the difficulties in the study of homœopathic therapeutics.

In his dispensary experience, Dr. Cooper calls attention to
✓ *Capsicum* as a remedy for neuralgia (vide symptoms.) It is
suitable to those muscles in which all capillary activity is lost;
an absolute impairment of muscle force, due to deprivation of
✓ nutrition, not to perversion of nutrition, as *Arnica*. He gives it
in tincture. The same reports a case of tertian ague, recurring
✓ in the warm seasons, cured with *Sulph. Acid*, 2 x dil. This reme-
dy he considers as suitable for.

Dr. Sharp writes on organopathy.

Dr. Purdom cured a case of lupus exedens, left ala of the nose affected, septum eaten away. *Hydrastis*, m. $\frac{1}{2}$, thrice daily, ext., ointment of *Ars. Alb.* 1 x., *Hydrast. Canad.*, one drachm, and *Unguent Petrol.*, one ounce. Same records a cure of carbuncles, on false ribs, swelling as large as a dessert plate, relieved by tight strapping; *Hep. Sulph.* 1 x.; *Kali. Hydr.*, grs. j-ij., *Silicea*, 3-12 dilution, internally.

Dr. Stokes found success in a case of impaired nutrition and constipation with an infusion of *Coca* leaves, a small coffee-cup full after each meal.

MEDICAL INVESTIGATOR, DEC. 1.—Dr. DeVoe records a case of diphtheria, which afterwards developed an erysipelas on the knees, hands, palmar and dorsal surface, back, breast, abdomen, legs, feet, neck, face, eyes, and about mouth and nose; color deep red. As the eruption developed more, the diphtheria improved. Convalescent in six days.

Dr. Lowe finds the true similimum *the sine qua non*. *Vaseline* is recommended in labor to make the parts dilatable; for uterine erosions, to remove the vernix caseosa, excoriations of infants and snuffies.

Dr. Fellows' essay on brain syphilis repays careful reading. He prefers *Merc. Sol.* 3 x., *Nit. Acid.* 2 c., *Aurum*, 2 c., *Sulphur*, high, *Potassa*, low, etc.

Dr. Duncan's account of his trip to "Bosting" is bright and spicy, and snaps like his own black eyes, (we believe they are black, Doctor?) It is interesting reading.

Dr. Kershaw reports a case of cracked nipples cured with *Quinine*, grs. 40, in five days. Constitutional treatment, patient cured.

Dr. B. P. Brown greatly benefited a case of intra-uterine submucous filroid with *Electrolysis*, 18 cells to begin with, and increased to 30.

DEC. 15. Dr. Steingraver writes of milk-sickness, which affects men, cattle, dogs and hogs, never horses or sheep. In animals it is called the trembles. Wood pastures, and newly cleared land are the only places where it is incurred. *Arsen.* and *Ipecac* the main remedies. In short, the treatment is similar to gastritis.

Dr. Armstrong reports a fatal case of mitral disease, He calls attention to the frequent entire disappearance of the murmur of mitral regurgitation shortly before death, this being due to the increasing debility of the heart-walls. Mitral regurgitation is never cured.

Dr. Hoffman reports a case of convulsions cured with *Physostigma*, 2 x., dil. It seemed as if every muscle of the body was in the most rapid and active contortion, which would succeed one another until nature became exhausted, and then a return. Diagnosis: due to gastric irritation. *Bell.* and *Cina.* *Physostigma* later.

Dr. Pittman records a case of supposed cancer of the stomach, which was, in reality, inflammation, as shown by post-mortem. Such cases are often obscure.

✓ Dr. T. D. Williams affirms that strawberries are constipating, due to the action of the berry, and increased by the excessive waste of water by perspiration, which occurs at the season of ripening. Dr. W. reports two cases, one supposed, and one ✓ genuine ease of cholera infantum, cured with a ripe strawberry in one, and a half one in the other, every hour.

Calc. vs. Cham., cough, comes from the Bib. Hom., and the difference between gout and rheumatism from Von Grauvog's law of similarity.

Jennison's exploring sound is a new instrument, so devised (see *Investigator*, p. 442,) that it adapts itself to any curve, normal or abnormal, which is reproduced at the opposite end by the flexible rod. It can be had of Duncan Bros.

"Around the College World" is an account of the New York Medical clubs, schools, hospitals, &c. It shows what is going on in the world of homœopathic medicine.

✓ Dr. Beckwith has been using *Lactic Acid* with success for phosphatic urinal deposits, and in several instances he thought he detected stone in the bladder with the sound. He uses the acid for alkaline urine, accompanied with symptoms of stone and deposits in the urine of lime phosphates. He reports a case cured, using *Lactic Acid* 1.02, water 4.02, dessert-spoonful three times a day. In two months he passed the nucleus of a stone measuring $\frac{1}{4}$ inch by 2 lines.

INVESTIGATOR, JANUARY 1.—Peculiar Experiences in Obstetrics, by Dr. Heath, gives a run of bad cases skilfully managed. They came mostly from the hands of midwives.

Gynæcological Postural Manipulations, gives the outline of the treatment of a certain Dr. S., who, with his middle and third finger, explores per vaginam the entire abdominal contents of every female patient he has. He runs his fingers up and down the spine, over the ovaries, heart, stomach, and even reaches to the throat, so some say. Every day he replacés the uterus, rubs the back and ovaries, rubs across the stomach, puts the patient on face or back, *pro re nata*, and slaps the back. He insists on walking. Treatment same through menses. Very successful.

Dr. Morley writes on new formations, peri utero vaginal.

On Preparing Women for Labor, W. D. Stillman.—Useless to give all same remedy. Must be indicated.

"Around the College World" illustrates Philadelphia.

"Scientific Climatology." L. D. Coombs, M. D., urges physicians sending patients to Colorado to instruct them their cure will be slow, and not to approach high altitudes too suddenly. Every physician should know the constitution and temperament of his patient.

"The Modern City Healthier than the Country," P. G. Valentine, M. D., urged, because of the better sewage and absence of malarial influences.

Indiscriminate corporal punishment is written against by Dr Marsh. Better use, if anything, a rubber strap with round edge.

Spinal curvature nipped in the bud by proper food, exercise and *Bell.* 6^x.

Effects of tobacco on children; remedy, *Ignatia* 30, for those exposed to the fumes of tobacco where fathers will smoke in the rooms where their children are.

In Cuba they feed babies who do not nurse from the breast on cow's milk, goat's milk, corn starch and arrow root, half and half at first. From four to fourteen months, pure cow's milk every three hours.

Croups compared, from Part V of "Duncan's Diseases of Children." See book.

Lateral Curvature of the Spine, by J. M. Kershaw, M. D. Treats by gymnastic exercise, swinging back and forth, side to side, and rotary.

Clinical case, E. Campbell, M. D.—Large sore, right thigh, covered by an irregular, grayish scab, one-eighth inch thick. Surface scab composed of whitish scales. *Graphites* 4 cured.

✓ Tape-worm Disease curable, A. D. Lippe, M. D.—Case recorded cured by *Kali carb.* Advocates eradication of the element which affords a suitable home for the worm, and it will be expelled. Treatment by the symptoms.

Dr. J. C. Morgan uses adhesive strips for counter-extension of fractured thigh. (See method of applying, page 58.)

Wm. D. Foster, M. D., stricture of oesophagus. Case cured by gradual dilatation with bougies.

JANUARY 15.—New Views on Scrofula, Syphilis, etc. Scrofula is essentially the outcome of syphilis.

Ring-worm and Fatty Food. Dr. Fox states many children affected by ring-worm of the scalp have a great aversion to fat in any shape, and that the avoidance of it favors a condition favorable to the occurrence of obstinate ring-room.

Croups Compared. Continuation from article in January 1, from "Duncan's Diseases of Children." The various forms with remedies are considered.

A spasm of the throat from a feather in the rectum is reported in a child aged five months. On removal of the feather all signs of croup disappeared.

From several cases of constipation cured by J. H. Cheeseman, we have one cured by *Calabar bean*, mother tincture, one drop to one oz. of glycerine. Of this, patient took four drops three times daily.

Can Tape-worm be Managed?—Dr. A. M. Pierson replies to Dr. Lippe. He maintains the expulsion of the worm is essential to the cure, and that by means which act promptly.

A successful physician gives the points necessary to success, to-wit: Qualification, a taste for the practice, fitness in office, dress, etc., honesty in dealing, and lastly force.

From Herschels Zeitschrift we have whooping cough therapeutics. *Merc. sub.*, 1 to 3d trit., in alternation with the appropriate homœopathic remedy, later *Lactuca virosa* 1_x dil.

J. G. Gilchrist gives some valuable directions on the performance of tracheotomy in croup. He does not use the tube but exposes the opening direct.

Corneal Ulceration, by C. H. Vilas, M. D. Two cases cured. 1. *Aconite* 3^x, compresses of *Calendula* and a two-grain solution, of *Atropine* several times daily in the eye, later *Bell.* 2. Hot fomentations, *Aconite* 3^x, *Silicia* 6^x and 200.

Crescentic Ulcer.—D. S. Oliphant, M. D., finds a handkerchief stretched over a rubber band (we presume half-circle form), forming a diaphragm, a convenient way of administering *Chloroform*.

Dilatation of the urethra by compressing the glans, allowing urine to escape slowly, is recommended in strictures.

J. C. M. gives some criticisms on Dr. Armstrong's heart case, reported in December 15.

Dr. Cassel thinks when two remedies are given in alternation, which antidote one another, one has a chance to act before the other is taken.

Dr. Chase calls attention to *Sulpho cyanide pot.* as a remedy for coryza.

AMERICAN OBSERVER, DECEMBER.—Dr. De Muth reports three cases of myalgia of the diaphragm cured with *Cimicifuga tinct.* 1^x. The sharp pains generally follow the direction of the muscular fibres towards the central tendon, while the cramp-like pain generally appears to be in the vicinity of the central tendon. The main difficulty would appear to be the diagnosis.

Dr. Price records some apparent cures of uterine fibroids

with *Rana bufo* 33^x dil. One case was undoubtedly cured. Two others not much benefited permanently. He gave three doses per diem.

✓ Dr. B. gives *Caulophyllum* in labor always, to expedite matters and anticipate difficulties.

Dr. Paine replies to Dr. Taylor on his reasons why homœopathsists should formally renounce the theory of dynamization.

Dr. Mitchell's lecture on the clinical significance of the urine and its normal constituents, will be of service as a study.

The plans for the surgical treatment of lupus are as follows : acupuncture or pricking the surface of the lupus with needles, either in bundles or in the same handle, heated red hot. Volkman's scraper and the linear scarification, once or twice a month is necessary. Volkman and Hebra recommend cauterization of the scraped surfaces. Linear scarification is produced with a needle slightly flattened, with sharp edges. The hæmorrhage is checked with *Ferri persulph.*

Excision of scapula, case recorded; E. B. Walcott, M. D., operator.

Doctress Edwards describes how the rawhide jacket may be made and applied for spinal disease.

AMERICAN OBSERVER, JAN.—Diseases of the air passages

✓ C. P. Hart, M. D. Tonsillitis. *Bell., Merc., Baryta c.*, specifics. Examine *Ignatia*. ✓ *Merc. cor.*, 1 x., to arrest suppuration; applied locally with camel's hair brush. Two or three applications will cure in half a day. Gargle of *Sanguinaria* to prevent recurrent attacks.

Woman's Sphere in Medicine, by S. A. Jones, M. D. Introductory lecture. Hernia of the ovaries. Most frequent form, inguinal. Five times as common as the crural, and four times as common as all other varieties put together. Due to a fault of development, ovary taking the course taken by the testicle in the male. The ovary is drawn down by the round ligament, a shortening of the fibres. In 33 cases of 86, the anomaly was associated with some other deformity of the genital organs

Case recorded of cutaneous desquamation in living fœtus. Child born with cord about the neck, half asphyxiated, umbilical cord flattened, green and red, appeared to be macerated in the amniotic fluid. Epidermis came off the entire body the day after birth. The child lived and did well.

Chronic poisoning by tobacco. Case, saleswoman in a cigar store. *Morphine*, externally and internally benefited. She had paroxysms of vomiting, nausea, vertigo, &c.

Prof. Ruge, Berlin, records case of exfoliative metritis. Patient was delivered of dead fœtus; uterus stood above the umbilicus, and uterine contractions occurred rythmically. In a few days expulsion of puerperium, 27 ctm. long, 17 ctm. broad, and 3 ctm. thick. Contractions ceased. Recovery.

✓ Prof. Hildebrandt asserts *Secale* causes muscular tetanus, never simulates labor pains; hence, can never be indicated in labor in any stage. He uses it in post partum, 1 to 3 grains.

Croup, by T. C. Hunter, M. D., gives the varieties and treatment. He begins membranous croup with $\frac{1}{4}$ gr. *Tar. Emet.* in 2 oz. water. *Aconite* later, if fever.

To make crinoline bandages, roll the stuff smoothly on a roller curtain stick, secure with rubber bands, mark off the width of the bandages, take to any wood-turner, put it in a lathe, and when revolving rapidly, cut through to the wood with a keen knife, saw off the width of the bandage, and it is ready for use.

Incarceration of the epiglottis is the cause of some children's death, according to Solis Cohen, M. D. Two cases recorded. During spasmodic laryngitis, the aryteus epiglottic muscles are so affected, as well as the muscles which close the glottis, that the incarceration of the epiglottis, after the relaxation of the spasm, may be a cause of death. Tracheotomy advised.

Aneurism of the aorta; electro puncture can be practiced. The coagula are deposited at the point of application of the positive pole, and GaiFFE's instrument preferred. The positive pole must be the active agent, negative applied to a moist plate with a broad surface, at a distant part of the body.

Empyema in children. Incision under Lister's antiseptic precautions, is as free from danger as paracentesis, and more likely to lead to recovery. In advanced cases, the only method advised; no washing out the pleural cavity with disinfectant solutions; fever more likely to be avoided; less apt to the repetition of secretion, and simply introduction of drainage tubes sufficient.

✓ Dr. H. N. Martin considers *Apis* as nearly a specific for acute catarrhal sore throat.

HOMŒOPATHIC WORLD, DECEMBER.—Dr. Cooper reports two cases of complicated deafness. One greatly relieved by *Soda Chlorate*; another cured with *Mezer tinct.* and *Apis mel.* t3rd. *Soda Chlorate* has proven valuable in many instances. It is worthy of investigation.

Dr. Brown reports a case of mental derangement cured with *Nux, Ars.* and *Hellebore*, 30th dilutions. There was the fear of impending danger; suspicious, moaning, religious depression, etc. The cure was complete.

Dr. Ussher reports a case of rheumatic iritis, right eye, conjunctiva showing thick bluish-red vessels, lachrymation, pain; *Bell.* 3^x. In a short time iris immensely dilated, and round it deep brick-brown colored zone. *Atropin* 3^x cured completely.

Dr. Burnett records a symptom of 37 years' duration: nocturnal perspiration of the head, cured with *Calc. Carb.* 30.

Dr. Berridge continues his pathogenetic record, of *Cannabis Indica*.

Dr. Roth gives some details of the fever dens in the west central and northwest districts of London. They are beyond description. The idea of a society for the improvement of physique of the blind is a new one, but none the less a good one. He (Dr. Roth) states that of 40,000 blind who exist in England, not the tenth part are born blind.

Dr. McNeil says nocturnal enuresis is not cured with specifics. He quotes a case with symptoms pointing to *Calc. Carb.* The patient was dark-haired, skin dark and eyes dark. *Silicia* cured when the above failed.

From a meeting of the Austrian homœopathic physicians comes a report of cystovarium cured with *Bryonia* 1^x. Dr. Frochlich saw one diminish under the use of *Bell.*

Dr. Angell thinks Dr. Brigham's case of glaucoma might be a little mixed, and that the future condition of the eye could not be foreseen from the condition he was in when he examined him.

Dr. Ockford writes on the psychological treatment of disease.

Dr. Lee quotes a case for which he wants a remedy.

Dr. Cowperthwaite gives an essay on the Mercuries, with a differential diagnosis of the symptoms of the various preparations.

Dr. Fahnestock reports ten surgical cases: Lancing a felon,

during which *Chloroform* produced bad effects; uterine hæmorrhage after abortion, due to polypoid growths in the anterior wall and fundus of the uterus. Hæmorrhage from urethra checked by large-sized catheter. A case of ovariectomy; case recovered. Sprained wrist, aspiration of the intestines as a palliative measure; compound comminuted fracture; elytrorraphy for prolapsus of the uterus and rectum; lateral spinal curvature, *Cit. Iron and Strychn.* 3^x, and suitable exercise removal of a wen with traumatic erysipelas.

Milwaukée Test, Concerning Scratches, and the Critique and Reporting Cases for Medical Journals follow.

The instructions for disinfection prepared for the National Board of Health are of service for reference and daily use.

WORLD, JAN.—Dr. Massey records the stimulative effects of *Coca* infusion in case of impaired hearing. Patient used it as tea.

Medical chit-chat. Dr. Ruckert, surviving pupil of Hahneman. Tendo Achilles painful, swelling on it two inches long, pain as if jammed, great heat, worse sitting, better lying. *Ac. Mur.* 6 gtt., 60 grammes water. Cured.

Case. Man, æt. 78. Skin itching, no eruption, can't sleep because his legs are continually jerking up with cramps. *Menyanthes*, 3 x. Cured. Same patient had a cough, loose, expectoration profuse, yellowish, and very offensive. *Stannum*, 7 x. Rheumatism left thigh, then right hip, radiating to knee and calf, in the bone. *Coloc.* 3 x.

Lupus of the throat. Dr. Davidson. Essay begun.

Hom. Experiences of a Layman show the power of selected remedies. *Berb. Vulg.* tinct. for stitches in the right side. *Acon. Rad.* tinct., *Sulph.* tinct. for lumbago.

Case. Leucorrhœa, with pains in left hypoch., Dr. Burnett. Two years duration; pains piercing; menses too frequent, every two weeks; flow yellow. *Ceanothus*, 3 x. Cured.

Medical Trades' Unionism. The Howard Medal.

Homœopathic treatment in hydropathic establishments, all local.

Bottled up daylight is a patent daylight giver—lime and sulphur.

Dr. Drysdale writes that more poor die than rich, nearly if not twice as many.

Homœopathy is established at Lucknow.

Prof. Huxley thinks University prize-winning very good, but a good physique better.

Drug smoking in cigarettes is advocated in form of opiates, for harrassing laryngeal coughs and ulceration.

Catarrhal and Proliferous Inflammations of the Ear, is an interesting and instructive essay from Dr. Cooper.

This is an excellent number.

CLINICAL REVIEW, DECEMBER 15.—Society Discussions—

✓ Cystitis. Dr. B. found milk diet serviceable, with *Apis* 6^x. Dr. R. had seen good results from injection *Carbolic acid*, weak solution; when pus is present, solutions *Acetate of lead*; in acute cases, emollient injections. Causes: too long retention of urine, injuries during labor. Advises rest, and in some cases dilation of the urethra, or the production of a vesico-vaginal fistula to be treated afterwards. Dr. P. related a case due to urethral stricture; dilation and division cured. Dr. Boyd spoke of diphtheritic growths. He cited a case in which he applied a mixture of *Aqua ammonia*, *Carbolic acid*; *Alcohol*, and *Water*, equal parts. In twelve hours the crust was entirely gone. Also the case of a young man who took a swallow of ammonia pure, which produced an appearance very similar to diphtheria. Dr. P. related a case in which *Nux vom.* 6^x produced violent catarrhal symptoms. Dr. R. a case similar, producing the effects of arsenic poisoning with *Arsenic* 200.

Dr. Kershaw's lecture on insanity appears. He narrates some interesting points.

In cystitis a writer recommends *Uva ursi* as a good remedy. He uses it in tincture. Case as follows: Chronic, constant urging to urinate, burning, straining, great pain, urine containing pus and mucus. ✓ *Eryngium aquat.* and *Galium apar.* in ten-drop doses, every two hours, cured. Case 2, frequent urination, dripped all the time, and burned like fire. *Eryngium aquat.* cured. Case 3 similar, except at times had spasm of the bladder and no urination. *Uva ursi tinct.*, No. 4, *Eucalyptus glob. tinct.* cured. (No special indications.) Case No. 6 relieved by *Baptisia* and ✓ *Eryng. quat.*, cured with *Euonymus*.

Dr. Uhlemeyer calls attention to *Lappa major* as a new remedy for "chills." No special provings. He judges it belongs to the hydrogenoid constitution, and shows its effects best in the

leucophlegmatic constitution. What provings we have attest its value "when the liver and stomach seem to be the direct foci whence the pains and trouble radiate; burning in stomach, soreness of liver, and pains under right shoulder, yellow sclerotic, great thirst but bad taste of water, nausea, frequent high-colored and profuse micturition, stretchy feeling of limbs, worse nights," etc.

Dr. Gentry records a case of chronic splenitis cured with an external application of *Eucalyptus* leaves.

CLINICAL REVIEW, JANUARY.—Dr. H. criticises the remarks of the members of the St. Louis Medical Society on abortion as vague. Most important point to settle is how far can premature labor progress till it reaches that point where arrest is impossible, and the best means for so doing. How prevent and cure convulsions, and after treatment. He uses *Bell.* and *Strychnia*. *Chloroform* if aggravated. *Gels.* and *Secale*, each ten drops in an oz. water, teaspoonful doses in uterine hemorrhages.

Croup Differentially Considered. Reproduced from the *Times*.

Dr. Kershaw writes on insanity, giving the classifications of Hammond.

Dr. Parsons relates a case of clinical surgery. After effects of cerebro-spinal meningitis. Lower extremities drawn up, limbs paralyzed. Derangement of the muscular system not nervous. Malposition of hips due to retraction of fascia lata. Subcutaneous division practiced. Also on the tendons of the biceps; semitendinosus and membranosus; divided fascia of these muscles; right and left side treated. Straight back splint and roller bandage. Passive motion, washing and rubbing under surgical superintendence. *Sulph.* 30 and *Kali h.* 30 internally. In three months could stand and move limbs. Division of the tendo achilles, both feet as well as plantar fascæ. Perfectly cured.

Dr. Valentine's report on statistics is full of general information.

Dr. Mosely reports about 120 homœopathic physicians in Kansas.

NORTH AMERICAN JOURNAL, NOVEMBER.—Opens with a proving of *Caesium*, one of the metals of the alkalies, discovered by Bunsen and Kirchoff in 1860-61. Provings are from the 24^m, 1, 2 and 3^x from Boericke and Tafel.

Dr. Hiller of San Francisco publishes a good article on the value of *Caustic Potassa* in the treatment of surgical cases, particularly phlegmonous erysipelas and inflammation and indolent ulcers. He prepares the saturated solution, of which he uses one ounce to the gallon of water, as a dressing and for injection into sinuses, etc. He gives the details of several cases where the result was most excellent.

Some interesting details of cases of poisoning from ¹*Arsenicum hydrogenisatum* show the potency of this poison.

In commenting on some functional and organic diseases of the heart, Dr. Meyhoffer finds *Acon.*, 1 and 2 dil., a remedy for palpitation of the heart in youth and plethoric adults; not less efficacious in valvular insufficiency of the aorta, with a strong and abrupt pulse. *Cactus g.* has no effect on the nerves of the heart. useful in idiopathic hypertrophy of the heart of young people; in all the disturbances so frequent in aortic or mitral insufficiency caused by endo-carditis, at times by muscular effort. *Caffeine* is to the nerves what *Aconite* is to the muscle, 3 or 6 dil. *Arsenic* for the cardiac cachexy. *Phosphorus* in secondary dilatation, when the non-systole is more pronounced, the bronchial catarrh more or less permanent passive pulmonary hemorrhages and congestions occur, dyspnoea compels the patient to sit up. The preparations of lime when nutrition is at fault, The phosphate preferred.

The three rules, precautionary, of Hahnemann are commented on by Dr. Von Boenninghausen, and illustrated with cases. They are: 1. To suppose that the doses which I have recommended for every antipsoric remedy, and which experience has taught me to be proper doses, are too small. 2. The improper selection of a drug. 3. The too great haste in administering a new dose.

Dr. Ludlam presents an analysis of fifty cases of puerperal disease, temperature and pulse, treated in the Hahnemann Hospital. A table classified accompanies, which will be of service for reference. In the hundred cases which he reported but three died.

A cut of Dr. Helmuth's elastic ligature carrier, for complete or incomplete fistula, is given. He prefers this method of operating as it obviates the tedious and painful process of packing the cuts or tightening the ordinary ligature. He has operated

between twenty or thirty times with absolute success, repetition being necessary in very few, and only two failing to heal.

Dr. Wesselhoeft writes on Trituration and Homœopathy. Dr. Deschere replies, as well as the editor.

Dr. Chapell recommends *Cocculus*, primarily, in sea sickness. If this fails, *Tart. emet.*, and if this, *Arsenic.* If *Cocculus* fails in one voyage, *Petrol*, and in non-smokers, *Tabacum*.

Dr. Gruhnemann found in diphtheritis and croup *Merc. cyan.* useful only in dilutions above the 15th. He affirms the same of *Brom.* and *Iod.* He also records two cases of carcinoma, one uterine, relieved by *Hydrast. can.* 6 internally, and weak solution of tincture as a topical application; the other in the left fossa ✓ supra-clavicularis, *Conium* 6—15 cured.

HOMŒOPATHIC REVIEW, JANUARY.—Homœopathy, its Privileges and Obligations. Individualize is urged as the watchword for the new year, and a strict attention to the principles of homœopathy.

The Limits of Homœopathy is a didactic paper by Dr. Sharp.

Dr. Hoyle continues his article on sensations and pains, with an attempt to determine their mode of origin.

✓ *Lycopus Virg.* in Organic Diseases of the Heart, 3 cases cited by Samuel Brown, M. D., showing its beneficial effects. Case 1, an attack of palpitation and breathlessness, semi-rheumatic fever, brought on by over-exertion, dyspepsia, and even slight emotional disturbance. Case 2, similar symptoms, with incompetence of the aortic valves. Pulse small, weak, compressible, and intermittent every two or three beats. Case 3, hypertrophied heart, regurgitant murmur, forcible apex beat, pulse hard, strong and irregular. The 2nd and 12^x dilution used.

Nettle rash and diphtheria, three cases in same family, E. M. Madden, M. D.—Case 2 of nettle rash lasted longer than case 1, and No. 3 had a surface diphtheria beginning on right upper eyelid, resembling nettle rash. Finally membrane appeared in throat and extended to stomach, and patient died. All due apparently to defective sewage.

A short proving of *Lachnanthes* gives a result of nil.

Dr. Cooper records his dispensary experiences, of which is a cure of alopecia areata (tinea decalvans) with *Phos. tinct.* (ether solution), 3 drops in 2 drachms water. Of this 5 drops in water three times daily.

The pathogenetic record of Dr. Berridge continues with *Glanderin*.

Correspondence, etc., close the number.

ADVANCE, JANUARY.—The Study of Force as Related to Medical Science. Editor.

Dr. Fahnestock comments on his mistakes in his ten surgical cases, with a frankness not often found. He calls attention to carelessness which may ruin many a good surgical case; mishaps due to the unadvised proceedings of patients; do not operate in your office if avoidable, nor on inflamed tissues during a high temperature, unless for the relief of the condition causing it, excepting in dangerous hæmorrhages, impending asphyxia, strangulated hernia, or over distended bladder. A cause of uterine hæmorrhage often overlooked, is the degeneration of small particles of retained placenta into fibrinous growths, they must be removed; always operate on a strangulated hernia when other means have failed; do not wait. A good surgeon must be a good physician, as medical diagnosis is as essential to one as the other.

Hom. Mat. Medica. O. S. Sanders, M. D.—Part 1st.

Viburnum Prunifolium. G. W. Hughes, M. D.—Tincture made from fleshy part of bark from root. In miscarriage threatened; after pains of natural and premature labor, dose after each pain.

✓ All uterine pains during gestation, when they radiate all through the abdomen and pelvis, indicating active and congestive tendency; tinct. 5-6 drop doses, every 2-4 hours. *Viburn*. is indicated by pains; *Secale* by secretions and discharges; *Vib.* before, and up to, time of natural labor. *Secale* after. *Viburnum* indicated by pains and contractions, not expulsive. *Secale*, opposite. *Viburnum* is common black haw sloe.

✓ Cases of hydrocephalus cured with *Arnica* 30 x and 200; symptoms characteristic: In both ecchymosed spots appeared on face and limbs, disappearing, generally cold extremities, hot heads.—J. F. Edgar, M. D.

Pyrosis with Pregnancy—eructations of gas, hot and acrid;

✓ *Carbo. veg.* cc. Cases headache, constipation, hæmorrhoidal tendency, &c., generally lasting three days; no appetite during, vertigo, flushed face, burning in eyes and throbbing temples, on noon of third day would vomit, and headache would subside. *Coffea*, c. 2 c., relieved; *Stannum* 6 x; cured. Headache, eyes

and temples, darting, stitching pains in orbits, good appetite, headache beginning after breakfast, lasting till noon, when he could neither read, write or attend to business, had to remain ✓ in the dark. *Nit. Amyl*, 30 x, relieved.

Case of Traumatic Hæmorrhage from excised uvula; nothing ✓ relieved but *Ipecac*, 3 x. A. P. Davis, M. D.

Dr. Wilson reports his cordial reception in Nashville, at the annual meeting of the American Public Health Association. Drs. G. W. Foote and J. P. Dake were also present.

Dr. Morrow writes from Berliez, Central America.

Dr. Owens commends the Schematic View of Dr. Wilson.

Case. Young lady vomiting bile, mucus and blood; unbearable pains in right side, under false ribs, radiating over whole chest and the entire abdomen, pulse small, filiform, face pale, abdominal walls tense, and sensitive to pressure. *Oil of Sweet Almonds*, 30.0, *Nicotine*, 20 drops, mix, rub over painful spot every half hour. Internally, eight drops 2nd cent. *Tabacum*, half glass water, teaspoonful every half hour until relieved. *Natr. Carb.* 200, for the copious stools following. Cured.

Babbitt's principles of light and color explained.

✓ Worms. A. McNeil, M. D.—In nineteen out of twenty cases, *Cina.* 30-200; in twentieth case, *Silicea*.

List of Journals.

North American Journal of Homœopathy (Quarterly).—Editor, S. Lilienthal, M. D. Publishers, Boericke & Tafel, New York. Price, \$4 per vol., or 4 Nos. Volume commences in August.

American Homœopath. (Monthly).—Editors, Charles E. Blumenthal, M. D., Arthur T. Hills, M. D. Publishers, A. L. Chatterton & Co., New York. \$2 for 2 vols., 12 Nos. Volume commences in January and July.

United States Medical Investigator. (Semi-Monthly).—Editor, T. C. Duncan, M. D. Publishers, Duncan & Bro., Chicago, Ills. Price, \$3 per vol., 24 Nos. Volume commences in January.

American Observer. (Monthly).—Editor and publisher, Edwin A. Lodge, Detroit Mich. Price, \$2.50 per vol., or 12 Nos. Volume commences in January.

St. Louis Clinical Review (15th of each month.) Editor and publisher, Philo G. Valentine, A. M., M. D. St. Louis. Price, \$2 per volume of 12 numbers. Volume commences in March.

Homœopathic Times (Monthly).—Editors, E. Guernsey, M. D., Alfred K. Hills, M. D., J. G. Gilbert, M. D. New York. Price \$3 per vol., or 12 Nos. Volume commences in April.

Cincinnati Medical Advance (Monthly).—Editor and publisher, T. P. Wilson, M. D. Cincinnati, Ohio. Price \$2 per vol. or 12 Nos. Volume commences in July.

New England Medical Gazette (Monthly).—Editor, Herbert C. Clapp, M. D. Publishers, Otis Clapp & Son, Boston, Mass. Price, \$1 per vol. or 12 Nos. Volume commences in January.

The Organon, a quarterly Anglo-American Journal. Editors, Thomas Skinner M. D., Edward W. Berridge, M. D., Adolph Lippe, M. D., Samuel Swan, M. D. published at Liverpool. Price, \$4. Volume commences in January.

Homœopathic Review (Monthly).—Edited by Drs. Pope and Dyce Brown. Published by G. Gould & Son, London, England. Price, \$4 per volume, or 12 Nos. Volume commences in January.

Homœopathic World (Monthly).—Edited by Dr. J. C. Burnett. Homœopathic Publishing Co., London. Price, \$2 per vol., or 12 Nos. Volume commences in January.

Hahnemannian (Monthly).—Editor, W. H. Winslow, M. D. Publishers, Boericke & Tafel, Philadelphia, Pa. Price, \$3. Volume commences in January.

Homœopathic News (Monthly).—Editor, C. H. Goodman, M. D. Publisher, H. C. G. Luyties, St. Louis. Price, one dollar per volume. Volume commences in January.

Medical Counselor (Monthly).—Editor, J. P. Mills, M. D. Publisher, W. A. Chatterton, Chicago. Price, \$2 per volume of 12 Nos. Volume commences in April.

Am. Journal of Electrology and Neurology (Quarterly).—Editor, John Butler, M. D. Publishers, Boericke & Tafel, N. Y. Price, \$2.00.

British Journal of Homœopathy, (Quarterly).—Editors, Drs. Dudgeon and Hughes Publisher, J. E. Adlard, London, England. Price, \$4 per vol., or 4 Nos. Volume commences in January.

Hom. Journal of Obstetrics and Diseases of Women and Children (Quarterly) H. Minton, M. D., Editor; Publishers, A. L. Chatterton Pub. Co., N. Y. Price, \$4.00 a year, 4 Nos. Volume begins Aug. 1.

The Hom. Expositor (Quarterly). Ed. J. Morgan, Jr., M. D., Editor, Ithaca, N. Y. Price, 50c a year.

☞ Please remember that we are taking subscriptions for all the Homœopathic Journals. If three are taken at the same time, we make a reduction in price.

HILL GROVE, KY., Dec. 6th, 1879.

An inveterate case of eczema, (of a scrofulous diathesis,) of twelve months standing, cured in thirty days, with *Sulph.*, *Nux*, and *Iod. Ars.* This case came under my care about six months ago, and had been treated allopathically for six months, without any relief. During this time the patient had taken large quantities of medicine, such as *Mercury*, *Bark*, *Iod. Potassa*, *Sarsaparilla* and *Stillingia*. The case, when first brought to my office, presented a horrible appearance. The head, face and neck looked like one solid mass of blackish, dark brown ulcers; head unusually large for a child two years old; bowels costive; appetite good. For the first three days I placed the patient on *Nux 3*. The next week on *Nux* and *Sulphur*, one dose of each a day. Result, a breaking out all over the exterior, which emitted a foul-smelling ichor. I then placed the patient on *Iod. Ars.*, 1 grain three times daily for the first week, and gradually decreased the dose. In thirty days the skin was smooth and clear, with a beautiful suit of hair coming out on the head. Three months have passed, and I have seen no signs of a return.

R. A. MILLER, M. D

Experiences with the Scarlet Fever.—Epidemic of 1879.

About two out of five of the cases were in danger from the violence of the eruption, coming out too rapidly. In all these cases the eruption was of the smooth variety.

There seemed to be no tendency to retrocession in any of the above cases. *Acon.* 30^x and *Bella.* 30_x did well. *Belladonna*, in potencies between 3^x and 30^x, acted well in these cases, even after the intensity of the eruption had somewhat subsided. About nine-tenths of the cases were complicated with diphtheria—distinct diphtheritic membrane and swelling of the lymphatics, as well as swelling of the tonsils and submaxillaries. *Phytolacca* (2_x and 6^x) did good service. Also *Arum tri.* 3_x when the nostrils discharged sanious matter, with sore mouth and lips and fetor. A preparation of *Arum tri.* 1^x, gttss. v to 2 fl. oz. of water, was successfully used as a mouth wash. Inunction with olive oil, repeated every two days, seemed to aid desquamation, and add greatly to the comfort of the patients. *Merc. biniod.*, 2d_x trit., was found useful after both *Phytolacca* and *Arum tri.* *Knli bi.* and *Nitric acid* were not found as useful as was expected. They seemed to have but little effect. In the smooth variety *Coffea* 6_x quieted the nervous restlessness. In the rough variety, with the eruption coming out irregularly and incompletely, *Bryonia* 3_x did good service.

In two cases where the eruption came out rapidly and generally with great heat, there was developed on the fourth day, when the first eruption had partially faded, a sort of renewal of the eruption, with increase of heat and greater rapidity of pulse; petechiæ showed themselves upon the inflamed and heated legs, while malignant symptoms developed rapidly about the throat, mouth and antetior nares, sordes on teeth, sanious discharges, fetor, etc. With these symptoms appeared intense thirst and restlessness. Here *Arsenicum* 6^x relieved promptly.

My uniform success in the treatment of this unusually severe epidemic, induces me to send you the results of my observations. *Ailanthus* I did not use at all. *Calc. carb.* was of little service.

JAMES H. PATTON, M. D.

Richmond, Va.

Ammonia carb., in one-drop doses, every 15 minutes, has given great relief in attacks of angina pectoris, and also wards off attacks.—*Advance.*

Bureau of Pædology.

The Bureau of Pædology of the American Institute of Homœopathy, has selected the "Diseases of the Digestive Apparatus," for papers and discussions, at the meeting to be held in Milwaukee next June. The following order of arrangement will be observed :

W. H. Jenney, M. D., Chairman.—Acute Gastritis, causes, anatomical characteristics, and diagnosis.

W. Edmonds, M. D.—Prevention and treatment of same.

J. C. Sanders, M. D.—Stomatitis, causes, diagnosis, and anatomical characteristics.

A. M. Cushing, M. D.—Treatment and prevention of same.

R. J. McClatchey, M. D.—Gastromalacia, anatomical characteristics, causes and diagnosis.

W. Danforth, M. D.—Prevention and treatment of same.

T. C. Duncan, M. D.—Thrush, anatomical characteristics, causes, diagnosis and treatment.

S. P. Hedges, M. D.—Gangrene of the mouth, anatomical characteristics, causes, diagnosis, prevention, and treatment.

Mary A. B. Woods, M. D.—Dietetic rules to be observed in the treatment of diseases of the digestive organs.

Topical Effects of Belladonna.

Patient, druggist, nervous, scrofulous habit, sycotic warts on glans penis, indolent buboes. Had taken *Merc. iod. ruber.* 2 x, and *Mercurial unguent* externally, with no effect. Squibbs fluid ext. •*Bell.* 20 gtt. to 20 grs., *Vaseline* applied to buboes, night and morning. In preparing he became confused in mind, so he could not attend to business; red, pimply eruption broke out on scrotum and inside thighs. No application after second day. Thinks he used 40 drops in two days. Five days after, high fever, smooth scarlet eruption all over abdomen, trunk and neck, mouth dry. Relieved in 48 hours by *Morph. Sulph.* 1 x, in water.

J. C. CUMMINGS, M. D.

Puerperal Fever.

✓ I have reduced gradually to normal frequency (and thus saved the patient) a pulse, in puerperal fever, that ran 150 beats per minute, by half-drop doses Norwood's tincture *Veratrum viride*, with one grain *Quinine* administered every two, three and four hours.—DR. R. J. HUTTON, in *Medical and Surgical Reporter*.

Clinical Cases.

Cough, three weeks, aggravated at four o'clock, incessant to bed-time. Irritation about centre of sternum; sore-bruised feeling through chest; difficult expectoration of hard, lumpy, muco-purulent matter, entirely relieved by lying down, absent by night; morning, cough infrequent, accompanied by easy, profuse expectoration of yellowish-green lumps, coming up even when coughing; voice hoarse and rough. *Manganese* 200, at 11 A. M. and 3 P. M., and morning of second day. Cured.

✓ Facial neuralgia, worse morning, excruciating, burning, aggravated by warmth, only relieved by holding cold water in mouth and moving about. *Bismuth* 200; almost instant relief.

Feeling of soreness through the chest; sense of oppression in the open air and when reposing; headache better in open air. *Senega* 200. Cured.

An eye affection in a girl of 17. She had been fruitlessly treated by the most renowned oculists since her fifth year. She had great infiltration of the cornea, staphyloma; the eye-ball looked like a lump of flesh. At the same time nocturnal pains of a boring description in orbits. Was quite cured in six days by *Ilex aquafolium*.—*Dr. Hendricks, B. I. H.*

A case of hypopion, with great pain, in which *Plumbum* 6^x caused absorption and effected a complete cure in six weeks.—*Dr. Theuerkauf, Ibid.*

Itching behind the sternum, causing violent racking paroxysmal coughing. *Kali bich.* 3^x.

Tenderness of the scalp in region of coronal suture, when brushing or combing, causes violent attacks of sneezing. *Silex* 6^x.

Notes.

Gelsemium in labor, a characteristic. Each pain starts all right, but instead of extending around the abdomen and then downwards, it turns and runs up the back, thus neutralizing the true pain.
J. C. GUERNSEY, M. D.

Viola tricolor in eczema infantile, when the eruption is acute, chiefly facial. Tends rapidly to pustular form, the crusts brownish yellow, any itching temporarily relieved by rubbing. Use one drachm dried herb, imported, boiled in half a pint of water; give one fluid drachm two, three or four times daily, in milk slightly sweetened.

Hints.

Crooked legs in a baby, does not always need *Calcarea* to prevent a maldeposit; but a smaller diaper, so as not to spread the limbs at the junction, will give nature a chance to remedy the defect.

Impacted fæces, with pressure on the rectal muscle, will cause headache, which no headache remedy will cure until the cause is removed.

Obstruction of the ureters will cause vertigo and nausea.

Uterine hemorrhage will produce dizziness, headache, and cold extremities, symptoms indicating *Belladonna* if the cause has not been ascertained.

Pain in the back does not always come from lifting a stove, but may be due to an exhaustive leuchorrhœa that neither *Rhus* nor *Arnica* will cure.

Aphonia is not to be cured by treatment of the tongue or vocal cords, but the brain is at fault. The expansion of the muscular fibres of the uterus will affect the gastric nerves, so will pressure on the brain, but the poor stomach must be treated for it in both cases if we only prescribe symptomatologically.

A bad cough, with pain in the chest and an inability to lie on either side, is no evidence of consumption, and the patient should be hurried off to some other place for a change of air to save his life, for it may all arise from a thickening of the pleura alone. I had the good fortune to cure so hopeless a case in six ✓ days with *Melilotus* alone, and stopped his trip to Denver.

All patients that bite and refuse to drink water are not hydrophobic, but may have simply congested meningeal membranes. If a woman sheds tears it is no evidence that her feelings are hurt, she may have congestion of the ovaries.

Many a severe case of hysteria can be cured quickest by inducing the husband to get a new bonnet or a dress. Ten prescriptions by the best symptomatologist will not cure the toothache, until one has been removed if they are too tightly wedged together.

Casting off a feather bed will do more towards curing a morning headache, or nocturnal loss, than either *Bryonia* or *Gelsemium*.

Bronchial catarrh may not be an evidence to a woman that her husband will have to get another wife soon, but may be remedied by re-establishing her suppressed leuchorrhœa.

Sciatica cannot be cured by any selection, or injection of medicine, (if there is induration of the muscular tissues involving it in its fold,) until absorption has been made to take place.

An obstruction of the circulation of the blood through the Lobus quadratus, will make the face and eyes turn yellow, and treatment should be directed to the liver if we wish to change the facial colors.—*G. W. Bowen, M. D., in American Homœopath*

Anasarca.

“The legs having been well oiled, and a Mackintosh sheet placed under them, about twenty or thirty punctures are rapidly made in their sides with a stout, straight needle, or hare-lip pin, care being taken that the needle is passed deeply into the subcutaneous cellular tissue.

“Some sponges which have been well wrung out in a solution of *Salycilic Acid* are now placed against the punctures, so as to absorb the dropsical fluid as it exudes. These sponges, as they become saturated, are squeezed out, and again passed through a solution of *Salycilic Acid* before being replaced against the patient's skin. In this manner renewals may be required every two or three hours, and several pints of fluid may be drained away during the first twenty-four hours, the whole process being possibly completed in four or five days, at the end of which time the punctures are healed.

“By the use of *Salycilic Acid* in the manner described, decomposition of the transuded fluid is obviated, the sponges are kept free from feter, the skin is not irritated, and subcutaneous inflammations of a low type, with their attendant evils, are entirely prevented.”—*Medical and Surgical Reporter*.

ELECTRICAL TREATMENT OF ULCERS ON THE LEG.—Patient had a chronic ulcer on the leg which obstinately refused to heal. Morton had a silver plate made of the size of the ulcer and covered it with it, then he applied a zinc plate on the thigh, and under it a piece of lint, which was kept moist with diluted vinegar, and connected both plates with copper wire. Patient attended with the galvanic battery on his leg to all his duties, and the ulcer healed rapidly.—*Neurological Contributions*, 1879.

Chelid. Maj.—“Desire for hot drinks.” Characteristic.

Practical Notes and Comments.

SORE NIPPLES.—I find two leading causes. 1. Suckling frequently and long, before milk is secreted. 2. Alternate flattening and elongation of the nipple, by pressure of clothing, then suckling. The first cause raises blood blisters on the tip of the nipple. The second chaps or cracks the circumference.

The ulcers are either dry or moist. If dry apply warm bread and milk poultices; if moist apply powdered gum arabic frequently. For protection, and maintaining the normal erection of the nipple, soften a piece of *gutta percha* in hot water, mould it to the shape of a round top hat, perforate the top, apply constantly to nipple.

✓ **ARNICA-HÆMORRHAGE, POST PARTUM.**—In several cases, I have observed severe hæmorrhage within a few minutes after taking *Arnica*, low, post partum; never after the 200th, which I have frequently given.

✓ **ARNICA IN HEART DISEASES.**—Two indications are sure, viz: 1. Stitching pains. 2. Bruised, sore feelings in the region of the heart; a third is, the effect of exertion, as walking, working, going up stairs, etc., which produce or aggravate the trouble.

EXTRACTING NEEDLES OR GLASS from the palm of the hand, etc. I use two instruments prepared expressly for such cases, viz: 1. A fine aluminum wire as a probe, its surface giving a very perceptible friction with the foreign body, readily differentiated from that of fascia, etc., as ordinary probes do not. 2. A pair of straight and fine, sharp-pointed, microscopic forceps whose points can enter the orifice made by the sharp particles, with or without enlarging it, their spring should be only moderately strong. A splinter or needle under the finger-nail or in the palm, can thus be grasped and removed, after exact location by means of the wire probe.

ECZEMA. (See Aug. 1st Number, p. 109.) My best results have been derived from *Pix liquida* 50m. (tar,) and *Kali sulph.* 30; not ignoring *Graph.* 2c. For hard, red swelling, *Aconite* 15, and when blue, *Lach.* (*Aconite*, according to Dr. N. Guernsey's indication.) *Pix liq.*, when severe itching at night.

My *standard palliative*, in uterine displacement, inflammation, and ulceration, and for pruritus vulvæ, is a pessary of cotton, with a teaspoonful of pure *Glycerine*, enclosed by a string, introduced through a speculum; after instruction by the patient her-

self. The string is allowed to hang outside, for removal; it is to be changed every second day. This always does good service. Dipping the cotton in *Glycerine* may answer, but it should *at first* be diluted, in this case, to prevent burning, etc.

✓ FOR ENURESIS NOCTURNA.—If light, delicate skin, *Caust.*; if dark and tough, *Kreos.*; these two remedies have done better work than any others, for me, but should not exclude others, if symptoms indicate.

✓ FOR HEADACHE, VERTIGO, ETC., from *optical defects*, *Magnes. phos.* 30 has proved very useful.

AURAL POLYPUS. ETC.—Dr. S., a young physician, had aural polypus, *Calc. iod.* 6, a dose every night for about two weeks, with the local use of milk and warm water, by syringe, twice a day; cured it completely. Some months later he suffered from pulmonary phthisis, under treatment all winter. with apparent recovery; married, and two years later, died of phthisis.

✓ FOR "NERVOUSNESS" AND SLEEPLESSNESS from *alcoholic drinks*, and other causes; *Gels.* 3 succeeds better than any of the more reputed remedies.

DIAGNOSIS OF CEREBRAL IRRITATION IN LITTLE CHILDREN. —I rely very much on the following signs: 1. Pulsation of the anterior fontanelle, synchronous with the pulse, not with respiration. 2. Waking from sleep with sudden sharp outcries. 3. "Purposeless vomiting." 4. Mental excitement, or rather agitation. 5. Spasmodic symptoms.

✓ The leading remedies for all these, are *Gels.* 1m, and *Ferr. phos.* 30; in addition, spasms yield very handsomely to *Magnes. phos.* 30; sometimes, but more rarely, to *Bell.* Projection of membranes in the region of defective ossa wormiana, at the back of the head, has yielded promptly to *Calc. phos.*; effusion was probably present from deficient support.—*J. C. Morgan, M. D., of Philadelphia, Pa., in the Medical Investigator.*

Kreosote in Phthisis Pulmonalis.

✓ Dr. M. Raynaud publishes twenty-seven cases of phthisis pulmonalis, treated with *Kreosote*. His prescription is: R—*Kreosote* 3.50, *Alcohol* 125.0, *Water* 125.0, to take twice a day a table-spoonful. Under this treatment (1) the expectoration diminishes, is easier, the sputa becomes more mucous. 2. The cough decreases, especially the nocturnal paroxysms, and then nearly ceases; the cough sometimes lessens before the expecto-

ration. 3. Vomiting ceases; appetite increases. 4. Fever gradually ceases. 5. After treating thus the patient for three weeks, the night sweats begin to decrease, till they finally cease. 6. All physical symptoms, hinting to induration and inspissation of lung-tissue, cease. 7. Strength and weight return.

We must be very careful to use only pure *Kreosote*, made from wood-tar, and continue the treatment for a long time.—*Bull. gen. de Therap.*

Dysentery—Cubeb.

CASE 14.—Patient, aged 35, sick three days. Countenance fallen, indicating great suffering; discharges every half hour of transparent slime, mixed with blood. Before stool severe griping pains in bowels, with backache. With stool the same and urging to pass urine. After stool long-continued tenesmus and relief of pains, except heavy, dull pain in back and bowels.

Tongue flabby, white, furred. Throat dry, little thirst. Worse from eating and drinking. *Colo.*, *Colch.*, and *Nux* were given without effect. On the fifth day, on inspection, the discharges were found to be, colorless, transparent slime, mixed with bright blood, and plentifully interspersed with shining white bodies the shape of rice kernels. *Cubeb* 200 T.; relief immediate, well in two days—T. BACMEISTER, M. D., in *Medical Counselor*.

Sore Throats.

Merc. corr. 2^x and 3^x, in a few hours, has caused a free opening. The mucus comes from the mouth and throat and smells badly. Persons subject to catarrhs. Mucous linings unhealthy, and subject to summer diarrhœa.

Guaiacum, in rheumatic and gouty people, with "violent burning, threatened tonsillitis," all secretions of unbearable stench. Large abscesses full of pus.

Nitrate of Potash.—Sore throat, day and night, with inflamed velum palate and uvula; fetid odor from the mouth.

Phosphorus.—Membrane dry, shining, polished, glittering, stings worse towards evening, and feels raw; aggravated evening. Hawking of heavy mucus mornig and forenoon, taste horrible, as if long lain there; patient has no go in him, either to do or think; every noise is a worry, mind depressed, skin perspires in bed.

Drosera 1^x.—Dry but not shining, muscles of pharynx swollen

deglutition most painful, incessant cough, sometimes ending in vomiting; color of throat dark coppery red.—*Dr. Ussher, Hom. World.*

Headaches.

✓ Pain in one spot in right parietal bone, aggravated by stooping. Pain in right breast. *Ignatia 30.*

Pain in right temple, comes on with blindness, and is ameliorated by vomiting. Worse at noon and midnight. Cramps in feet preceding menses. Hands and feet hot. We have found *Sulphur* frequently indicated in twelve hour aggravation; it was given in one case with decided results.

Pain across forehead and top of the head; also through the temples. Flushes of heat about head and face; backache; leucorrhœa cream-colored, offensive; feels weak. Treated with a weak solution of *Carbolic acid* as an injection, and *Puls. 6x* internally.

Pain in forehead, of a sharp, shooting character. Palpitation of the heart, aggravated by motion. *Bryonia 3x.*

Vertigo, aggravated on stooping; pain over the left eye; constantly chilly. *Bry. 3d*, followed by the 30th.

Woman, forty-four years of age, has sick headache every week; awakes with it, when it continues for twenty-four hours; attacks the forehead and eyes; blindness precedes the headache; headache becomee worse as the blindness gets better. *Kali bi.* has this symptom marked, but neither in this case nor in several others have we been able to obtain any relief from it.

Head feels large when the attacks of pain are present with fever. *Gelsem. ̄* was given and relief afforded. For several weeks she had not had any headache, and since then she has not been seen.

Burns.

Experience is claimed to have shown that the *Bi-carbonate* must be employed in saturated solution, ice-cold. Any deviation from the above is responsible for failure.—*Hom. Times.*

SCROFULA CICATRICES.—Swelling and soreness in old cicatricial tissues about the neck and breast. Cicatrices the result of scrofulous abscesses. *Graph. 6x* had no effect. *Sil. 30x* relieved.

Crumbs.

For pleuritic exudations: *Alumina*.

- ✓ Retention of urine, consequent on gravel and calculus: *Sanguinaria*.

Natr. mur. is often useful after *Acid nitr.*

Old gonorrhœa: *Thuja* 30; also two doses of *Nux v.*, then *Sulph.*

Caries: *Ruta*.

Fungous gonitis: *Conium* and local application of *Emplast. cicuta*.

Natr. mur. is often useful where changes of weather and draughts of air do not aggravate.

Morbus mac. Werlhofii: in one case of syphilitic origin *Acid. sulph.* was very beneficial.

Psoriasis: *Sepia*, *Graphites*.

Natr. mur. is often useful after *Apis*.

Ruta is useful in detachment of the retina.

Anacardium when in syphilis the mental powers are diminished.

- ✓ ✓ *Pulsatilla* is equal to *Thuja* as a remedy for sycosis.

✓ *Conium*: a sycosis remedy.

✓ Cancer of the rectum: *Sepia* almost specific.

Epilepsy: *Glonoin*, when the attacks are frequent, almost daily.

Baryta cures hypertrophy of the tonsils, especially of the left side.

- ✓ *Phosphorus* stopped purpura hæmorrhagica from all cavities of the body in a case of soft cancer of the mamma.

Caries of the sternum: *Mezereum*.

Gout: *Sabina* in burning, *Arnica* in shooting pains.

Silica: after its employment an asthma disappeared, and gummy nodes were formed in the skull, the clavicle, and some ribs.

Tabes, with paralysis of the optic nerve: *Gelseminum*, *Rhus*, *Lycopodium*, *Sulph.* 200, *Plumbum*.

Lymphoma in the neck, with sieve-like holes: *Arsenicum*.

Chronic pneumonia and tuberculosis, which caused occasional inflammation: *Calcarea bromata* in low potencies.—*Dr. Kirsch in the British Journal of Homœopathy.*

Foreign Journals.

✓ GERMANY.—“Allgemeine Homöopathische Zeitung,” vol. xcvii, No. 18 (continued from p. 309).—In 1871 a man consulted Dr. Hendrichs him with lupus on the left side of the face, spreading over two-thirds of the face. He treated him for a year with *Ars.* 30 and *Lyc.* 30 without the slightest benefit. The second year he gave *Ars.* 2 (one dose every night). This was continued with several intermissions, and the patient got 130 doses. The result was satisfactory, the lupus ceasing to spread and getting a better appearance. The patient was not contented, and gave up the treatment. He tried several other doctors, but the lupus continued to increase. In August, 1875 he came back to Hendrichs. By this time the disease had spread all over the left side of the face, and had eaten away the half of the ear. The back of the hand and a portion of the forearm were also affected. He now got *Ars.* 2, a dose twice daily. By September, 1878, the lupus was completely healed.

In No. 19 Dr. Dörr mentions that he had cured with *Arsen.* inwardly, and *Carbolic Acid* externally, a case of lupus of the right side of the face.

✓ Dr. Hendrichs found low dilutions of *Nux vom.*, 2 or 1, very efficacious in some severe cases of proctalgia. He also cured a bad case of eczema of the hands with *Rhus* 2, after an ineffectual employment of *Graph.*, *Carbo*, *Sulph.* and *Rhus* itself in higher dilutions.

✓ Dr. Nöthlichs found *Naphthalin* very efficacious in asthma.

In No. 21 Dr. Dörr relates a case of advanced locomotor ataxy with amblyopia amaurotica, which he cured in a few weeks with *Acid Picrotoxicum* 3x.

✓ Dr. Simrock mentions three cases of violent and troublesome chronic bronchial catarrh with cyanosis of the face, and complicated with eczema of the lips, to which, on account chiefly of the latter symptom, he gave *Ol. Croton* 3x, with a perfectly successful result.

Dr. Köck relates the case of a peasant woman who, three weeks after confinement, was terribly frightened by a fire that broke out in a neighboring house. She jumped out of bed, ran into the street in her night dress, and the same night had a severe rigor, followed by heat, headache, and abdominal pains. Then she went raving mad, and talked constantly about fire, manifesting the utmost degree of terror. The physician in at-

tendance advised her removal to an asylum, but her husband, not agreeing, sent for Köck. Remembering that Dr. Buchner had observed that "dreams with fear of fire" constantly occurred after the employment of *Aurum*, Köck gave *Aur. mur.* ✓ *nat.* 4, a dose night and morning, which speedily cured the woman. After this she, while apparently quite well, was subject to fits of laughing and almost ecstatic excitement and exhilaration. This lasted a considerable time and resisted all the remedies mentioned in the manuals for such symptoms. At last *Agar. musc.* 3 was given, which completely restored her to her normal condition of mind.

In No. 19 Dr. Crüwell relates the following case: A girl, æt. 20, blonde, unmarried, being unable to obtain a situation as domestic servant, had remained at home for three months, during which time she occupied herself with needle-work. On the 1st March she came into the doctor's house as housemaid. She was extremely thin and pale, and her eyes were conspicuously surrounded by red borders. After a fortnight she sought advice for her eyes. Dr. Crüwell found the conjunctiva of the lower lid covered with pale, not very elevated, granulations, the ✓ left eye being the worst. He prescribed *Arsen. Iod.* 6x, three times a day. In eight days the red edges and the granulations had quite disappeared, and they have not since returned.

In No. 13 Dr. Lembke relates three cases of non-homœopathic cures. The first was that of a man, sixty-eight years old, who for several weeks had general dropsy. The limbs, face, and body were swollen. He could neither lie nor eat. He had cough and scanty urine. He had been treated allopathically without benefit. *Tartar. boraxat.* was first given, but did ✓ not good. After some days he got *Squilla* \emptyset , 10 drops every two hours. This caused a great flow of urine, and in eight days all dropsical swelling had disappeared and the patient was quite well. The next case was that of a young woman who, in the third month after marriage, had a miscarriage. Hæmorrhage continued for three months afterwards, but she said nothing about it until her strength became so exhausted that she was attended for four months by two physicians, who gave her all sorts of remedies without stopping the discharge. At length, at the suggestion of a friend, an old woman was called in, who did nothing but rub her abdomen with her hands, whereupon the bleeding stopped and the menses returned regularly, after

this she had three children, and never had any more hæmorrhage. The third case was an old ship's captain, ninety years of age, whose limbs, face, body, and chest were dropsical, and he had a cough with mucous expectoration. He got *Ol. terebinth.* in doses of a teaspoonful. The water rapidly disappeared, the old man was restored to health, and lived three or four years afterwards, dying at last of old age.

In No. 16, Dr. Goullon gives a couple of cases of gouty rheumatic pains in the joints, worse after resting, in which *Salicylic acid* was of benefit. He mentions that this remedy is often useful in cracking of the joints.

2. A man, aged 69, very subject to affections of the stomach and bowels, affected with an inguinal hernia, had, while working in the fields in summer, complained for eight weeks of pain in back and sacrum, with frequent call to make water, which scalded. In July, in consequence of a chill, he got toothache in one eye-tooth, which, after eight days, was relieved by warm fomentations, and ended in swelling of the cheek, whereupon the back and lung pains increased, and at the end of July extended to the chest. He got so bad that he was unable to walk or work on account of the pains, and sought advice. On the 7th of August the following symptoms were noticed: Burning in stomach and chest; little appetite; pressure and tension after a little food; flatulent distension of the stomach, with pain in the scrobiculus cordis; frequent discharge of fetid flatus; frequent call to make water, with scanty discharge of burning urine, which is dark yellow and cloudy, depositing white flakes on standing. Day and night violent pains; tearing and shooting in the back, loins and sacrum, with twitching in the thighs down to the knees, especially on the right side. At night he can hardly find an easy position; sleep none, or only short and uneasy; at the same time he has constant rigors; cold extremities; face pale gray, the lips dry and bluish red. He got *Colch.* 5 every three hours. The following day he was relieved, the pains were better. On the third day he had no pain when reposing, only when going about; sleep quieter; urine copious, and passed without discomfort. The following day he went about his work without difficulty. No relapse occurred.

3. A girl of 18, in whom the menses had not yet appeared, suffered for several weeks in autumn from diarrhœa, day and night, with rumbling in the bowels without pain, appetite good,

but difficulty of going to sleep before midnight. She complained of constant ice-cold hands and feet; they did not get warm even in mild weather, and the hands got stiff, thin, and cold, on walking in the open air and washing. She suffered much from chaps on the skin, and every winter from chilblains and cramp in the hands. She got one dose of *Colch.* 4. By this one dose she was cured of the cramp in the hands and the diarrhoea, but the coldness in the extremities returned.

In No. 18 Dr. Mossa relates a case of severe cardialgia in a young man, aged 20, which was worse when moving, better when lying and sitting, but sometimes went off when he took violent exercise and got into perspiration. The pain was as if a stone lay in the stomach. His appetite was good, but the pain was excited by eating. He was soon cured by *Argent. nit.* 3, a dose three times a day.

In No. 3 of vol. xxiv are two observations by Dr. Heyberger on neuralgia cured by *Sepia*: 1. A woman, about forty, after getting wet while engaged in field labor, got joint rheumatism with pain, that lasted three days. Soon afterwards she got pains in the teeth, upper jaw, and temples of the left side, which gradually increased, and, especially at night, were of frightful intensity, remitting towards evening, the pains boring, shooting, and burning in character. *Arg. nitr.* did no good, but after a few doses of *Sepia* 3 the pains went off as if by magic. 2. A young lady of twenty-one, after being heated, drove at night in a carriage. and did not notice that the windows were open, whereby she was chilled. Two days later she got violent, apparently rheumatic, pains in the teeth, that became intolerable at night. The pains spread from the teeth through the upper jaw and the temples of both sides, but were worse in the left side, and went to the top of the head and occiput. All sorts of domestic remedies were employed, and two carious teeth extracted without affecting the pain, which got worse. The doctors in attendance gave *Bark* in large doses, which caused the pains to increase enormously in intensity. She then sought the advice of Dr. Heyberger, who gave *Sepia* 3, after two doses of which the pain completely disappeared.—*British Journal*.

Rhus glab. Θ never fails in herpes palmaris. Dose: 10 drops three times a day.

M. B. SMYTH., M. D.

Treatment of Morbus Coxarius by a New Method.

1st, to secure immobility of the joint; 2d, to procure extension of the limb; 3d, to take off from it the superincumbent weight of the body; 4th, to provide means to enable the patient to take exercise in the open air. To obtain extension of the limb and to remove the weight of the body, he resorts to the following device: On the shoe of the sound limb an iron sole is applied, three inches high, so as to raise the foot from the ground. This elevated shoe and a pair of crutches constitute the apparatus. As the patient stands on his crutches the diseased limb is suspended. The shoe should be high enough to prevent the toes of the affected limb from touching the ground.

—DR. JOSEPH C. HUTCHINSON in *Hom. Times*.

Book Notices.

“The Throat and the Voice.” J. SOLIS COHEN, M.D. “The Mouth and Teeth.” J. W. WHITE, M. D. D. D.’s, Vols. V and VII of the American Health Primers. Lindsay & Blackiston.

There has been no more popular series of books on scientific subjects published than the one referred to, of which these books form a part. We have in previous issues of the NEWS noticed other volumes of this handy edition. The present ones are in no wise inferior. Volume V gives some very valuable advice on the management of the throat and voice, particularly with reference to speaking and singing, voice culture; while volume VII corrects some very popular errors concerning the care of our teeth. We cannot too highly commend these primers to the attention of laymen and the general reader.

“Guiding Symptoms.” C. HERING, M.D. Vol. I. Abies to Armoracea. American Homœopathic Publication Society. J. M. Stoddard & Co.

He who gives symptomatology its true value will find in this first volume of a series to follow a mine of wealth and research into the almost unexplored kingdom of the homœopathic materia medica. To its perfection has been brought the ripe experience and learning of the veteran Hering, and it bears the stamp of reliability on every page. It is proposed to issue a series of volumes, which will be a supplement to Allen, which contains only proven symptoms, while the work contains these, together with all *cured* symptoms, which renders the value of every symptom fixed. It is not the confusing number of symptoms

which makes the homœopathic materia medica so intricate a study, as the unreliability of them. These volumes, therefore, claim to be guiding in every sense of the term, and only the sure one can be a guide. The value of each symptom is determined by an appropriate symbol, and the general schema of Hahnemann adopted in the arrangement. The Homœopathic Publication Society is in successful operation, and is enabled to furnish subscribers books at a very low rate. The appearance of this volume reflects credit on the responsible parties. Since its receipt it has been at our editorial elbow constantly.

"Analysis of the Urine. A Guide to the Qualitative and Quantitative Analysis of the Urine." NEUBAUER & VOGEL. Translated by E. G. CUTLER, M. D. Wm. Wood & Co., New York.

To the general practitioner the chief value of this book lies in the medical part, which is edited by Julius Vogel, M. D., consisting of the semeiology of human urine or the estimation and significance of the changes of the fluid, with a guide to the examination of urinary calculi, and other urinary concretions. We know of no other similar work presenting these features so clearly and concisely. We recognize urinary deposits; their clinical significance is often obscure. It is precisely these points which are made plain. Part first treats of the chemical and microscopical properties, with a guide to the qualitative and quantitative, analysis of normal and abnormal urine. The cuts are of the most accurate kind, profusely illustrating the book, while the table of microscopic plates of urinal deposits make a valuable guide for reference. The translator is to be commended for his scholarly translation.

"Physiology and Histology of the Cerebral Convolutions. Also, Poisons of the Intellect." By CHAS. RICHERT, A. M., M. D., Ph. D. Translated by Edw. P. Fowler, M. D. Wm. Wood & Co., N. Y.

"Lectures on Localization of Diseases of the Brain." J. M. CHARCOT, M. D. Translated by E. P. Fowler, M. D., Wm. Wood & Co., N. Y.

These books form a fitting complement to each other. Charcot's reputation is sufficient guarantee for the scientific accuracy of his twelve lectures, not to mention the exceeding great interest attached to them. He stands amongst the foremost, if not the first neurologist in this department of medicine, and with the unlimited means for research and experiment at his hand, he

speaks *ex cathedra*. No less valuable are the studies of the functions and tissues of the cerebral convolutions by Chas. Richet, M. D.

As contributions to the studies of neurology, these works are invaluable. The authors in their preface have taken occasion to compliment the translator on the correctness of his work, the difficulties of which are fully appreciated by those who have undertaken similar tasks.

"A Practical Treatise on Surgical Diagnosis: A Manual for Practitioner and Student." AMBROSE L. RANNEY, A. M., M. D. Wm. Wood & Co.

It has not been our fortune to inspect a more practical book than the volume bearing the above title. It is a condensed differential diagnosis of the surgical diseases of the body, arranged in columns, readily compared, differences noted, as well as a statement of the symptoms in common. We have in less than 400 pages the prominent characteristics of all surgical complaints, so that at a glance the points can be readily comprehended, and an accurate diagnosis reached. We append a brief extract showing the method of arrangement.

ACUTE ORCHITIS.

TESTICLE.

NEURALGIA OF THE TESTIS.

Testicle is swollen but not retracted.

Testicle is retracted during the attack, if severe, but is normal in size.

The work is indispensable to the surgeon.

Books Received.

- "Medical Chemistry." C. GILBERT WHEELER. S. J. Wheeler, Chicago.
- "Elementary Text-Book of Materia Medica; Characteristic, Analytical and Comparative." A. C. COWPERTHWAIT, M. D. Duncan Bros., Publishers, Chicago.
- "Practical Guide to Modulation." Rev. E. COAN, A. M., Mus. Bac. W. A. Pond, New York.
- "Lectures on Diseases of Women." Delivered in St. Bartholomew Hospital J. MATTHEWS DUNCAN, M. D. Henry C. Lea, Philadelphia.

Experience with Chloride of Chromium.

Here is my experience with the Chloride of Chromium. When this agent first came before the public, its use was advised with Stramonium ointment. In my experience the Un. Stram. is not only unnecessary, but seems to retard the action of the cancer remedy. The medicine should be used in its original strength in order to obtain good as well as speedy results. No pain results from the application. I have used it alike in the occult and open stages with equally good results. However, in the advanced stages of the disease, I find it advantageous to use it in connection with Lapis alb. With a soft, light swab, I apply the Chloride of Chromium until the tumor is thoroughly saturated; after which a corn meal poultice made into a dough with glycerine is to be applied and left until the carbonized scab is detached. This process is to be repeated as long as the diseased part appears to demand it—even the cicatrix should be carefully examined with a magnifying glass, and should a suspicious spot present itself, the scarf skin should at once be removed and the agent applied. In this way I have succeeded in curing some half dozen cases. In the occult—as well as other stages, the scarf skin must be removed before the medicine is applied.

Respectfully yours, J. W. STOUT, M. D., Centralia, Ills.

Mr. H. C. G. Luyties. DEAR SIR:— Since writing my experience with Chloride of Chromium, and published in your spicy little NEWS for April, I have received a score and more of letters from physicians residing in the States of Arkansas, Tennessee, Missouri, Indiana, Ohio, Iowa and Illinois, asking further information regarding the use of this agent, where the best article can be obtained, its price, etc. As my time, aside from legitimate business, is quite limited, and my correspondence already very large, I have deemed it best to say what I have to say through the medium of your widely-circulating and extensively-read journal, for in this way I can reach all interested inquirers at once, and save much valuable time besides.

1st. As to the agent. The best preparation I have used, I obtained in the form of a solution, and can be had at Luyties' Homeopathic Pharmacy, St. Louis, and costs \$1 per oz.* This article was of a dark green color, free from sediment, and of the consistency of writing ink. My attention has been called to a case where the corn meal poultice was strongly inclined to crumble and fall to pieces. There are three or more causes for this: meal too coarse, an excess or deficiency of glycerine, poultice imperfectly mixed, and temperature of the diseased part. I have used finely-bolted meal, and where the conditions seemed to demand it have added from 5 to 15 per cent. of wheat flour. Should the poultice render the patient restless and uncomfortable, to counteract this effect I prepare it with a decoction of Stramonium leaves and glycerine combined; Glyc. 25 per cent., Stram. decoc. 75. Of course, the glycerine is used simply because it is superior to any other agent in softening and detaching the carbonized portion of the tumor, thus more rapidly clearing the way for the re-application of the destroying agent. The actual presence of a cancer has a depressing effect upon both the mind and nervous system of all who are thus afflicted; many persons becoming morbidly peevish, irritable, restless, exacting, sleepless. By far the best remedy I have found for this by no means pleasant condition, is a combination of diluted Phosphoric acid and Tr. Scutellaria. For an adult male: Phos. Ac. 2 drachms, Scut. 1 drachm, water oz. four; teaspoonful every 3 hours. With this combination I have succeeded in curing some very bad cases of Chorea.

Hoping that enquiring friends will be able to see their way more clearly, I will subscribe myself,
Yours for further investigation, J. W. STOUT.

* We also have the Chemical Pure, which we have mostly sold, and was used successfully by Dr. C. R. Muzzy, of Watertown, Wisconsin.

Makes an excellent dressing for open Cancer if incorporated with Glycerine. It bleaches the tumor and surrounding tissue and improves the character of the discharge. When prepared with Stram. ointment it brings on vertigo and other head symptoms of Stramonium, with no better results than with Glycerine.

Have been unable to give the Chloride a very thorough test in the cases I have owing to the high price of the remedy, but with the experience I have had with it, I think it will prove a valuable auxiliary in the management of open cancer. Have had no experience with it in earlier stages. No pain from any application.

C. R. MUZZY, M. D.

Further Particulars about Chloride of Chromium.

Mr. H. C. G. Luyties, DEAR SIR:—In addition to my former experience with *Chloride of Chromium*, as published in your sprightly little journal, I have the following to offer: Three cases of genuine cancer have come under my treatment; one *occult* and two *open*. The occult case was treated with *Chloride of Chromium* alone, and cured, no characteristic symptom having exhibited itself for twelve months and more. The other two were open cancers, large in size, excessively painful, and discharging a thin, foetid, and very offensive matter. At first the *Chloride of Chromium* was used alone, but with only temporary good results. I soon came to the conclusion that in these cases no *local* agent could possibly effect a cure unless very materially aided by constitutional remedies—not “blood-purifiers,” so-called, but medicines to control temperature, to improve the digestion, nutrition, circulation and strength. In all cases of cancer the thermometer will surely indicate an abnormal temperature: at times chilly sensations, and then again positive fever. In my experience with cancerous cases I have found the deviations from the normal standard ranging from 94° to 103°. Under such circumstances a cure is simply impossible, unless this change of temperature is effectually controlled. The best controlling agent in a majority of cases, is *Arsenic* (Fowler’s solution), 5 drops to 4 oz. of water: teaspoonful every 3 hours, alternated with *Aconite* if the pulse be small and quick; with *Veratrum viride* if full and bounding; with sharp stroke and tremulous wave, *Rhus*; tremulous wave with dull stroke, *Phytolacca*; with soft, open pulse, moist tongue, and soft skin, *Quinine* will prove superior to anything else as an anti-periodic. Of course the diet should be as appropriate to the case as the medicines, and the physician should be able to prescribe each according to pathological indications. In all cases of advanced stages of cancer, the temperature of the patient will be above the normal standard, and the chances are ten to one that the tongue will indicate an excess of acids in the system. Locally the *Chloride of Chromium* should be used in its fullest strength, and persevered in until the granulations look perfectly healthy under a magnifying glass. To modify the fetor I saturate the poultice with a strong solution of *Carbolic acid*.

The world contains many physicians whose minds are still groping in darkness on the subject of Cancer. Their verdict is: *incurable*; but if they will intelligently study pathological conditions and treat them instead of *names*, it will be safe to hope for a reversal of the verdict. “Light, more light,” is what we all need, and what every true physician is earnestly seeking for.

J. W. STOUT, M. D.

Centralia, Ills.

Dr. F. W. Bathrick says: The *Chloride of Chromium* is not as active as the *Chloride of Zinc* paste, but it is not so painful, consequently might be used in cases where the paste would not be well borne, as in delicate females who are very susceptible to pain.

Wanted.

A good price will be paid for Hahnemann’s “*Materia Medica*,” if in good condition; also, Bœnninghausen’s “*Pocket-Book*” translated by Dr. Hempel.

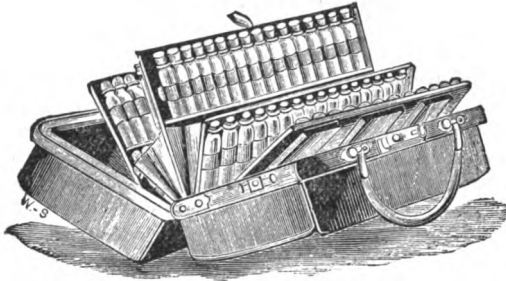
Tinct. Rhus Aromatica on hand now and sold at regular prices.

SATCHEL CASES

IN LARGE VARIETY.

THE FOLLOWING ARE THE PRINCIPAL SIZES USED:

A. Measuring 10 x 6½, 4½ inches wide.



- | | | |
|-------|--|-------------------------|
| No. 1 | containing 30 1-dr., 24 2-dr., 15 3-dr., 12 4½-dr. | in all 81 vials. |
| No. 2 | “ 60 1-dr., 24 2-dr., 15 3-dr. | “ 99 “ |
| No. 3 | “ 48 2-dr., 30 3-dr. | “ 78 “ |
| No. 4 | “ 30 1-dr., 48 2-dr., 15 3-dr. | “ 93 “ |
- Price \$17.00 for any of the above sizes less 10 per cent.

B. Measuring 8 x 6½, 4 inches wide.



- | | | |
|--------|---|-------------------------|
| No. 11 | containing 18 2-dr., 11 3-dr., 9 4-dr., 7 6-dr. | in all 45 vials. |
| No. 12 | “ 22 1-dr., 18 2-dr., 22 3-dr. | “ 62 “ |
| No. 13 | “ 36 2-dr., 22 3-dr. | “ 58 “ |
| No. 14 | “ 18 2-dr., 11 3-dr., 14 6-dr. | “ 43 “ |
| No. 15 | “ 18 4-dr., 11 3-dr., 18 2-dr. | “ 47 “ |
- Price, \$12.00 for any one of these sizes less 10 per cent.

NEW OR VALUABLE REMEDIES.

Ambrosia Artemisifolia.—Tincture of the *Ambrosia Artemisifolia*, is the remedy recommended for Hay fever, Asthma, &c. It has also been used for a great many years with success for some diseases of the liver and kidneys, and is a most renowned remedy for nose bleeding, chronic or acute; where all other remedies failed it never did.

Alstonia Constricta, the new fever and ague remedy, as advertised in the *American Homœopathist*.

Carlsbad Salz.—This valuable preparation, which we have continually recommended in the pages of our NEWS, is not well enough known by the profession. As a mild cathartic it has no equal. A half to whole teaspoonful of the Salz in a glass of tepid water before breakfast, will produce the most beneficial results. It cannot however be used indiscriminately. Its applicability to the case must be determined before prescribed. It has a remarkable action on the kidneys, producing in instances a very free diuresis. Its power in the expulsion of gall stones is quite remarkable, and merits a trial in this disease. It might prove of some benefit in renal calculi as well. \$9 per dozen in 4oz. bottles.

Chill Pills.—Per single box of 36 pills, \$1; 12 boxes for \$10; 26 boxes for \$20. For Physicians we put them up in bottles containing 100 pills, \$2; bottles containing 500 pills, \$9.50.

Coca.—(erythroxyloxy coca), in cases of impotency and cases of weakness of the sexual organs has proven one of the most reliable of remedies. The same remedy is valuable for dyspepsia and debility, the consequence of summer complaint. Dr. Hale makes some further observations of the action of this remedy. While coca quiets the excited heart, excited by want of oxygen in the air, it increases its vascular tension. By causing the heart to beat with greater force, it enables it to throw an increased amount of blood to the medulla, and this increase implies an increase of oxygen in the vessels of the medulla.

Cosmoline.—A valuable remedy used externally, or internally in third trituration. It has proved of great service for Burns and Scalds, Rheumatism, Sprains, Skin Diseases, Eczema, Salt Rheum, Herpes, Tetter, Crustæ-Lactea, Hives, etc., it is very efficacious. (See Proving, by Dr. M. MacFarlan.

Price per bottle holding about 4 oz., 40c. Price per pound can, \$1.

Cypripedin.—3d trit. for producing quiet rest and sleep in nervous women. A powder on going to bed.

Engl. Valeria, 1 Dec. Trit.—Recommended in inflammation of the ear. Dose 1 to 2 grs. Its effect is almost instantaneous in cutting short the pains. Two or three doses—given every hour to two hours, will most generally effect a cure, though the patient has been suffering for many days and nights. Has been given to little babes that had suffered day and night for one and two weeks—crying almost incessantly—and so instantaneous was its effect, that the little one, though crying with a vengeance, would drop off to sleep in from three to five minutes! When the discharge would begin we would follow up with Pulsatilla:—five to ten drops tinct. in a half glass sweet water. Dose: one-half to one teaspoonful every two hours.

Goitre Remedy.—Dr. Gunther's triturated for two hours, and consisting of roasted sponge (not the burned sponge of the shops), finely powdered rock sugar, and roasted pulverized egg shells. Price per ounce, 75 cents.

A New Cancer Treatment.—At a recent scientific meeting held at the New York Medical University, a paper was read on a new method of treating cancer. The discovery consists in applying to the surface of the sore *chloride of chromium*—a new salt of this rare metal—incorporated into stramonium ointment. This preparation, in a few hours, converts the tumor into perfect carbon, and it crumbles away. Specimens of cancers thus carbonized were inspected by a number of physicians present, which had the appearance of charcoal, and were easily pulverized between the fingers. The remedy causes little or no pain, and is not poisonous.

We have some later reports regarding this valuable remedy to which we beg to refer.

Kameela.—Surest remedy for Tape Worm, alone or in connection with Oil of *Felix mas*. The directions accompany each bottle.

Lactopeptine.—Dose 3 to 5 grains after each meal. It contains the five active agents of digestion—Pepsin, Ptyalin, Pancreatine, Lactic and Hydrochloric acid, combined in the same proportions as they exist in the human system. One drachm will digest from 12 to 15 drachms of albumen, or any kind of cooked food. Put up in ounce bottles. Price, \$1 per ounce.

Myosotis Symphitifolia.—A new remedy, very highly recommended by Dr. Funk, for bad and protracted cases of Pneumonia, also for Phthisis Pituitosa, Pleurisy and Typhus Pulmonalis.

Nitrite of Amyl, for Neuralgia, Hysteria, Epilepsy, Asthma. Usually taken by inhalation. In glass stoppered bottles. Price, 75 cents per ounce.

Acid Phosphate.—(Horsford's), especially useful in dyspepsia, wakefulness, nervousness, urinary difficulties, and derangement of the secretory and nervous system. As a tonic nothing better to be found. Price, \$9 per dozen.

Oleum Sinapis Ether.—For Glottidis Edema. It is used in the first Potency (10 drops of alcohol). Saturate some piece of linen with it and apply to the larynx with a linen bandage. The burning sensation will soon subside, a feeling of relief ensues, and the patient generally goes to sleep.

Panacea Ointment.—Is the best healing salve made, has been used for 10 years and is recommended in Croup, Sore Throat, Piles, Painful Tumors, Broken Breast and Sore Nipples, Salt Rhenm, Boils, Felons, Carbuncles, Chilblains, Burns, Frozen Feet, Cuts, Bruises, Tetter, Barber's Itch, and all eruptions of the skin, Chapped Hands, Scald Head, Ulcers, Fever Sores, &c. Always in connection with the proper internal Remedies. Price 30c. per box.

Phospholeinum.—This preparation contains sugar, fat, albumen, sulphur and phosphor, in elementary organic state. Dr. Altschul used it with marked success in the following cases: 1. Diminishing desire for sexual intercourse in old men. Dose 10 to 20 grains every day. 2. Stupidity and weak-mindedness of children, without apparent cause. Dose 24 grains daily, until visible change in the action of the mind has been noticed.

Piper Nigrum in the 4th trit., is a splendid remedy for ulcerated sore mouth. If the disease is left to itself, it generally lasts from ten to twelve days, but if a powder of Pip. nig. be taken in the onset, it is broken instantly. If little sores have made their appearance, a powder morning and evening, cures the disease in two days.

Pomade for the Hair. We would like to call attention to our remedy for the falling out of the hair. It has been prescribed quite extensively by physicians in this city and elsewhere, and always with the greatest success. We have it constantly on hand, put up and for sale at the following prices: Two ounce glass jar with glass cover, 50c. A larger 'ar holding more than double the quantity, \$1. We may add this preparation is an excellent pomade, and for a hair dressing, better than any other.

Propylamin, for inflammatory rheumatism. Thirty drops to four ounces of peppermint water. A tablespoonful every two hours. Use it; it is reliable.

Pulmo Vulpis.—This remedy is recommended by Dr. Von Grauvogl for Asthma, and has been found reliable. Used in first decimal trituration. Price, 75 cents per ounce.

Vaccinin.—As a preventive of Small Pox, is given in this city, with the same good results as in Germany. It is generally given in the third trituration, a powder at night for three nights only. We have prepared the vaccinin from pure cow pox virus, which is well worth trying.

Tela Araneæ.—Dr. Kershaw of this city, who has used this remedy for some time, says of it: "This remedy has done me excellent service in some old cases of Asthma in which other remedies had failed to do a particle of good. Some bronchial coughs, too, were relieved by it with surprising rapidity. I find it also of great benefit in persistent sleeplessness, the patient becoming quiet in a short time, and passing into a light, natural sleep, from which he awakens re-invigorated and refreshed. I am not able, as yet, to give clear indications for its use; but a little more experience will, no doubt, decide its range of action. This much can be said, however, when it acts at all, it does so *immediately.*"

Castanea Vesca.

Equisetum Hyemale.

Grindelia Robusta.

Mono Bromide of Camphor.

Penthorum Sedoides.

Chloride of Chromium,

Damiana.

Jaborandi.

Physostigma.

Yerba Santa.

THE HOMŒOPATHIC NEWS.

VOL. 9.

MARCH, 1880.

No. 2.

To insure publication, articles must be *practical, brief* as possible to do justice to the subject, and carefully prepared so as to require little revision

The Editor reserves the right to further condense all articles sent, so as to fill as little space as possible without interfering with the ideas expressed.

Readers of the News will oblige the Editor by sending copies of local newspapers, pamphlets, short articles, etc., which will be promptly acknowledged.

Western Academy of Homœopathy.

The time is rapidly drawing near for the annual meeting of this body of Western physicians, at Minneapolis. Do not forget to make your arrangements to be present and prepare your papers early and forward to the Chairmen of the respective bureaux. A glorious time is anticipated, as well as a profitable one. The W. A. of H. is now firmly established. A volume of Transactions is promised for next year, so that the proceedings can go on permanent record. If you are not a member, make your application at once. We append the list of Chairmen of each Bureau :

R. L. Hill, M. D., Dubuque, Iowa—Statistics, Registration, Legislation and Education.

B. Bell Andrews, M. D., Astoria, Illinois.—Sanitary Science, Climatology and Hygiene.

J. W. Hartshome, M. D., Cincinnati, O.—Obstetrics.

R. F. Baker, M. D., Davenport, Iowa.—Clinical Medicine.

D. T. Abell, M. D., Sedalia, Mo.—Provings.

H. B. Fellows, M. D., Chicago, Ills.—Psychological Medicine, Anatomy and Physiology.

L. Sherman, M. D., Milwaukee, Wis.—Pharmacy.

A. Uhlemeyer, M. D., St. Louis, Mo.—Materia Medica.
Gynæcology—(To be appointed.)

W. A. Edmunds, M. D., St. Louis, Mo.—Pædology.

J. A. Campbell, M. D., St. Louis, Mo.—Ophthalmology and Otology.

A. E. Higbee, M. D., Minneapolis, Min.—Surgery.

JOURNALS OF THE MONTH.

ADVANCE, FEBRUARY. — Professional Remuneration, O. S. Rannels, M. D., urges a proper consideration for the claims of a doctor. Do not misplace your charity, and render your accounts frequently and boldly.

Minor Surgery, J. J. Lobaugh, M. D. A country doctor must do what he has to do, well—*e. g.*, extract teeth skillfully, corns ditto, open boils with the aid of a local anæsthetic of salt and ice or snow, applied over the part through the small end of a funnel. Use the same for the relief of nerves imprisoned in cicatrices. For in-growing toe-nail, make a hook of one end of a strip of tin an inch and a half long, three-sixteenths wide, pass it under the nail and draw it away from the ulcer, and fasten with adhesive plaster; for fistula ani, pass one end of a stout cord through the sinus and bring it out through the rectum. Leave the cord loose, fastening loosely the ends. It will cut through in a short while.

Case of labor, S. M. Fowler, M. D. Summoned in haste; os dilated, waters broken, head low, first position. Remedies failed to produce any effect. Patient was up and not confined until nearly five weeks later, nearly six weeks from the breaking of the waters. Not over two ounces water discharged, none following.

Diphtheria, case. Insomnia; chill followed by fever, pulse 100; temp. $110\frac{1}{2}^{\circ}$; throat sore, swollen, stiff, painful swallowing; tonsils and submaxillary glands swollen; fetor oris, whole faucial cavity from posterior half on tonsils covered with thick layers yellow, of dead epithelium in course of exfoliation. *Lac can.* 200 Swan, produced a remarkable change, curing rapidly.

Clinical Eye and Ear Cases, T. P. Wilson, M. D. Strabismus convergens, operation; cure. Acute otitis, interna media. Cerumen dislodged by syringing with hot water; application of hot water on sponge. *Acon.* 3d. Asthenopia with unusual presbyopia and other complicating conditions. The eyes were dissimilar in refractive power, termed avisometropia. *Belladonna* internally; *Cimicif.* or *Natr. Mur.* later.

In the department of General Clinics we find case of retracted nipple cured with *Phytolacca* 6 and baked cotton externally.

✓ *Graphites* 3x for the effects of old inflammation. A case of labor, thirty hours, delayed; body of a marble coldness with perspiration, forehead warm with warm perspiration. *Arnica* 3x every five minutes, and pressure over the womb during pains. Rapid delivery.

Puerperal Insanity, by A. C. Rickey, M. D. Describes the various forms; etiology and the symptomatology of several remedies.

The Homœopathic Materia Medica, O. S. Sanders, M. D. It is not a manual but an encyclopædia. Thinks it advisable to reprove some remedies and reduce the number of characteristic symptoms.

Dr. Dayfoot records a case of puerperal eclampsia and fever; unsuccessful.

AMERICAN OBSERVER, FEBRUARY.—Opens with a lecture on otology by H. C. Houghton, M. D., the subject being myringitis, or the changes which take place in the membrana tympani. Hyperæmia, ecchymoses, inflammations, opacities, perforations, cicatrices, adhesions, ruptures and fracture of the malleus, being the heads.

Schwartz concludes it is possible to cure the severest form of caries, even of petrous bone. In caries necrotica, where the sequestra keeps up the otorrhœa, pain, fever, decided offensive odor point the diagnosis. The gouge preferred to the trephine, in width two to eight millimeters. After-treatment antiseptic.

In the *British Medical Journal* Browne concludes that intratympanic injections are of no avail, that with inflations, post nasal injections, faradization, and a *careful attention to the constitutional diathesis of each individual case*, more can be effected. This is Hahnemann's shadow.

Dr. Smith remarks on the visibility of particles under the microscope, which is replied to by D. S. A. Jones.

✓ Dr. Brewster finds *Lilium tigr.* useful in those forms of uterine derangements where there are functional derangements of the bowels, kidneys and bladder, in cases which have been long developing. He gives two cases cured.

Dr. Taylor calls attention to *Alumina* 1x in what he terms climacteric congestions. We quote a case. Dr. S. A. Jones calls it hepatalgia. He gives another case of great dyspnœa

with pressure on chestlike weight, cured with same drug; and one with præcordial pain, both climacteric.

Dr. Hart continues his articles on diseases of the air-passages, Ulcerative Inflammation of the Fauces being the subject. The indications for remedies are drawn from all sources and are reliable. These articles are instructive.

Rhus poisoning finds its antidote in *Carbolic acid*, so says Dr. Watts.

Aiken Hart contributes three laughable incidents in his chequered career.

The Infallibility of Chemistry, is a series of quotations demonstrating the unreliability of the atomic theory as demonstrated by the best authorities.

Dr. Price has had to give up the Obstetrical department, and Dr. Marsden assumes the responsibility. Dr. Taylor takes charge of the Clinical Observations.

N. A. JOURNAL, FEBRUARY.—Divisibility of Gold, S. A. Jones, M. D. A demonstration that gold is visible above the 11th trituration, which Prof. Wesselhœft denies. Dr. Jones affirms it is possibly visible in the 14th decimal trit.

Dr. F. Kotsch writes on the determination of the homœopathic dose.

Dr. Lilienthal defines homœopathy as an experimental *Materia Medica* with a clinical verification, and proceeds to pull to pieces the divisions of the Bureau of *Materia Medica* Pharmacy and Provings in the American Institute of Homœopathy.

Dr. Schley, in criticising Dr. Searles' new disease, thinks it should be classed under the epileptics, being a form not yet fully described.

Drs. Gross and Stapf record a number of good cases cured with the high potencies, from which we have made extracts.

Milk diet in scrofula and phthisis, *S. L.* For the eradication of scrofulosis, tuberculosis, etc., milk diet is the *sine qua non* for a cure, and milk answers every requirement in medication and alimentation. At first the patient is confined to milk and milk scalded in a thin decoction of farina, with the exception of a sparing allowance of bread, crackers and gingerbread. As appetite improves, oatmeal, egg-potatoes and broth, and when out-door exercise is taken, milk is omitted for midday meal and fresh meat and vegetables substituted.

Charge says phthisis is curable in all stages, even during the period of suppuration.

Dr. Searle adds some cases to his clinic of the new disease. One cured with *Phosph.*, another with *Ext. Ergot* 2 oz., *Ammon. Brom.* 2 dr., 15 drops ter. in die; another with half teaspoonful doses fluid ext. *Hamamelis*; another by chewing *Coca* leaves. Dr. Searle also replies to his reviewers, who do not admit this to be a new disease, and gives differential diagnosis. He thinks in *Coca* we have a specific. He prefers the leaves.

Dr. Deschere goes on to prove that Dr. Swan's high potencies are not as high as they are noted.

An essay from Dr. Franz Mueller appears on Acute Atrophic Spinal Paralysis. He describes symptoms and remedies.

Dr. Hering's article on Lyssin is continued.

CLINICAL REVIEW, FEBRUARY.—Dr. Comstock's lecture on laceration of the cervix uteri and its cure by operation merits careful reading. It is a good résumé of all the authorities on the subject, fortified by his own personal experience.

Dr. Cowperthwaite's article on the *Mercuries* is republished from the *Advance*.

Drss. Pearman contributes an article on ovaritis.

An outline of the climate of Western Texas will be serviceable for reference. Dr. Jones, who writes, thinks it is equal to the far-famed land of Italy, and free from dampness, with a superabundance of ozone.

A case of subperiosteal excision of the elbow is reprinted from the *Med. Record*, which was in every way a success. Voight's method was resorted to.

✓ An article on the Cuban *Tarantula*, shows its efficacy in abscesses, carbuncles, inflamed inguinal glands, tonsillitis, etc. The 6x is used.

The discussions in the St. Louis Society on the paper Ovaritis put in the *Review*, called out a variety of opinions and methods of treatment.

ORGANON, JANUARY.—Dynamization of Medicines—Thomas Skinner. Thinks attenuation, the important factor in preparing remedies, not succession or trituration.

Are we Homœopaths?—Dr. Hunt; Alternation—Dr. Hawley; Fatal Errors—Dr. Lippe, are didactic.

Clinical Reflections. Dr. Lippe records a case of cholera infantum cured with *Bell. c. m.*; later, *Puls. Silex, c. m.*, removed the effects of a fall—tibia, upper part much inflamed, discharging pus from two openings.

✓ Dr. Berridge reports a case of phlegmasia alba dolens cured with *Berberis vulg.* 70 m. Symptoms, deciding aching in the calf, with heaviness.

A case of Croup. *Tart. emet.*, 54 m.; characteristics, sound in the larynx as of an accumulation of mucus, which would be expectorated, yet none came up.

✓ A severe pain in the left knee-joint, compelled motion, which gave no relief, but felt he must move. Cured with *Puls.* 200. W. M. James, M. D.

Otitis media acuta.—Jno. C. Robert, M. D. Cured with *Puls. c. m.* and *m. m.*, *Merc. c. m.* and 440 m., *Ars. m. m.*, *Bell. m. m.*, in six months. Same records a case of dropsy following parturition, pronounced incurable—cured with *China* 87 m, *Nux.* 94 m, *Rhus. rad. c. m.*, finished. Same. Thyphus abdom., by *Rhus.* 105 m, *Bryon.* 103 m., and *Kali. carb.*, 95 m.

Chronic, periodic, headache. *Tuberculinum, c. m. m.* S. Swan, M. D. Result of a fall. Every ten or fifteen days pain begins in the right frontal protuberance at 8 a. m.; continues until 2 p. m.; about 12 m. or 1, he falls asleep from the intensity of the pain, and on awaking is free from pain and feels perfectly well until 8 a. m. next day.

Dr. Rushmore reports some clinical cases. Burning, smarting itching in eyes, with feeling as if eyes would go into her head.

✓ *Hepar*, 45 m. ✓ Menstr. difficulty, *Puls.* 9c. Neuralgia, *Coffea*, 9 c. Diarrhea, *Ars.* 9 c.

Dr. Clark records some cases of ophthalmia cured by proper glasses.

Dr. Skinner cured a case with *Sulph. d. m.* on the noon gastric symptom.

✓ Frost-bite—Dr. Banks. Cured with *Secale cor.* 2 c. Genuine gangrene had established itself.

Dr. Berridge excels himself on some cases of—what? with *Luna, Nix, Magnes, Australis*, in order that some one may make fun of them. We don't see the science (1) of this.

After the Periscope, Dr. Swan gives us a proving of *Triticum*, (wheat), frontal headache, beginning in a. m. and lasting all day. Menses every two weeks, flow bright and red.

Confirmed Symptom of *Eupator puf*—Severe cough only relieved by getting on the hands and knees.

A proving of *Sac lactis* concludes the number.

N. E. MED. GAZETTE, FEBRUARY.—Opens with a notice of the gradual turning to the opinion of Dr. Falligant in regard to yellow fever, that it was indigenous—not exotic. The Board reported the latter view. Now, the prevailing opinion favors Dr. Falligant's views..

The proposed new quackery law in Massachusetts meets with the hearty approval of all respectable practitioners. It provides for nine members—six allopaths, two homœopaths, and one eclectic. Members of the three incorporated societies can practice without examinations; all respectable non-graduates, who have been practicing, must pass an examination in various branches; all others, now and hereafter, must pass examinations in all medical branches.

Dr. Hedenberg records a case of congenital bloody tumor of the scalp. Child still-born. Three spontaneous ruptures in three successive labors in same female.

Dr. Palmer records a case of eczema rubrum, which was on the face and lower extremities, patient æt. 63. *Rhus. tox.*, *Ung. benz.*, *Oxid. zinc* failed to relieve; now she had internal remedies and the application of compresses of ice-water, changed two or three times during the night, and more frequently by day; nourishing diet; a cure was gradually but effectively obtained.

Spinal Irritation—symptoms given. Dr. Mellus. Generous diet advised; freedom from mental care and anxiety, massage, continuous galvanic current, positive pole below, negative above, not over ten minutes at a time, and hot water to the spine. Various remedies prescribed.

The Rationale of "*Similia similibus curantur*," continued by W. B. Dunning, M. D.

HOM. EXPOSITOR—Contains a good number of articles for lay readers. The journal is well edited.

HAHNEMANNIAN, FEBRUARY.—Notes on Materia Medica contains a large number of items which have appeared in the NEWS from other journals for some months back.

Erythrox. Coca.—H. N. Martin. Tonic effects described; over-

comes sense of muscular fatigue, enables persons to accomplish much mental labor; for exhausted brain-workers chewing of the leaves recommended.

- Clinical Cases from Dr. J. B. Bell. Nausea of pregnancy; the sight and smell of food nauseates. *Colchic.* 200. Condylomata, following gonorrhœa; dry and quite exuberant. ✓ *Thuja*, 200 Prurigo decalvans; boy æt. 10 years; *Graph.* 6 m; n. and m. for two days. Thirty days after improvement, *Graph.* 6 m., n. and m. for a month. No better. ✓ *Lycapod.* 6 m., n. and m. for two days. Cured. Cancer of stomach much relieved by various remedies. Appeals for the highest potencies, single and characteristic.
- ✓ *Sulphur* m., in Constipation—Dr. Way. Symptoms, dull, heavy feeling in vertex, with heaviness, a weak, empty sensation in the stomach, and burning soles at night.
- ✓ Two cases of psoriasis cured with *Arsen.* 40 m, three doses in thirty-six hours. *Rhus tox.* c. m., single dose; repeat in two weeks. Latter case had none of the appearance of bran-like scales which the former had.
- ✓ *Tinen capitis sicca* cured with *Staphys.* 30.

Dr. Korndoerfer writes on the potency question in its true light.

Dr. Bruckner finds *Alcohol* efficient against the following poisons: Snake, cholera asiatic, typhus petech, as well as pleurisy. Hot bath recommended in typhus fevers, 90 to 100 F; should be given two or three times daily.

Incompatibles—Chs. Mohr, M. D. Should be studied. *Rhus.* and *Phos.* compatible. *Asterias rub.* incompatible with *Coffea* and *Nux v.* *Benz. ac.* and *Wine* ditto.

Dr. Proell cures a case of cough and coryza; rectum very sensitive, obstinate transient rheumatic pains and a dangerous affection of throat and chest. *Kali bich.* the remedy.

- ✓ A rare case of hydro nephrosis was cured with *Causticum* 6 x. Same remedy cured a relapse. See symptoms.

Incipient Hip-Joint Disease—Dr. J. E. James. Three stages: 1. Irritation and inflammation. 2. Effusion and apparent lengthening. 3. Rupture and shortening. Important to recognize early stages. First symptom recognized in a slight lameness and stiffness of the affected limb, mostly after rest, with slight flexion of the knee. Directions for examination of case. Rest first importance with counter extension and proper remedies.

✓ Dr. Skeele has cured thirteen cases of goitre in young ladies under 24 years of age, with *Nat. phos.* 3 x, three grains in a tea-cupful of water, a table spoonful three times daily. Pressure of goitre relieved in three days or five; continue remedy four to six weeks—until pressure returns, then repeat.

An accidental proving of *Nux moschata* developed all the characteristic symptoms.

Hom. Medical Society Co. of Philadelphia. Discussion—*Coca*. In two cases of inebriation stopped liquor craving by keeping up a stimulation. *Fl. ext.* given, 20 to 30 drops. *Ferr. phos.* 12. Chronic Debility—Nursing woman; face flushed under excitement; burning spot on right side spinal column in region of kidneys. *Hydrastis* never given near menstrual flow as it renders it premature and profuse; useful in constipation and indigestion. Enlarged spleen aggravated in damp weather; *Aranca diad.* cured. Same in anal fissure, using hard rubber pile pipe, filling it with *Oil* or *Glycerine*, and *Hydrast* tinct. gtt., four to drachm, 1 x dil. int. *Bapt.* 2 or 3 t, abort attacks of quinsey and render return less liable. Symptoms of *Lac caninum* are erratic. A case of hydrophobia in Philadelphia, fatal, confirms the fact that an inoculated human cannot germinate the poison under thirty days, and in the case above it required forty-two.

HOM. WORLD.—Records the triumph of Homœopathy at Norwich, England, in the distribution of a charitable fund.

Dr. Davidson continues Lupus of Throat—history. First mentioned 1829, by Travers.

Relation between Poisons and Medicines, details the effect of *Arsenic* in choleraic diseases. Brewster cured with *Silex 6x* and *Apis mel.* *Sticta pul.* 1x, not as satisfactory,

Martin's bandage very useful with *Belladonna* in healing ulcers. Beware of your stockings dyed with *Aniline*.

✓ Dr. Bennett records a good case of dysmenorrhœa cured with *Sarsaparilla*. Lasted 20 years. Began early in the morning with bitter vomiting, diarrhœa and fainting fits, with exceedingly cold perspiration, pain in back, thighs and hypogastrium were dreadful. Lasted generally 3 days. Left nipple considerably retracted, (retracted nipples characteristic of *Sarsaparilla*.) *Sarsaparilla* 30, cured dysmenorrhœa and the 100th the retracted nipples.

Dr. Cooper describes some ear instruments and syringing:

their uses and methods of handling. It is from his book on Diseases of the Ear.

Record is made of a woman aged 65, bed sores from fracture, who remained in a warm bath seven months. She was perfectly cured.

PHYSICIANS' AND SURGEONS' INVESTIGATOR, BUFFALO.—The salutatory defines the platform of the Buffalo School and Journal,—rational homœopathy. Dr. Gregg begins a series of lectures on tuberculosis; introductory.

“S. N. B.” does not believe in disregarding the disease and treating the symptoms. Thinks in typhoid fever *Bapt.* 1x or tinct. is indicated throughout and should be given with a second or even third remedy.

Dr. Hubbell, in the Eye and Ear Department, gives some general remarks on diseases of those organs and thinks the general practitioner should know the ear anatomy, should recognize any abnormal appearances of the ear drum, be able to perform paracentesis or apply the methods of inflation, and should know how to remove foreign bodies from the ear.

The Opening Address at the new College is given. It is denied that Dr. Pierce has any interest in the Institution.

Professional Intolerance. “J. J. B.” asks for “*in omnibus Charitas.*”

Dr. Dake's article on the Domain of Similia is reprinted from the *Hahnemannian*.

HOMŒOPATHIC REVIEW.—The Norwich Hospital Sunday Fund, a local discussion as to the appropriation of certain monies for hospital use.

✓ Dr. Purdom gives a case of tubercular diathesis, cured with *Iod. Arsen.* 3rd and 2nd.

A series of short tracts or paragraphs gives answers to recent objections to homœopathy. A. M. Sharp, M. D.

Dr. Ainley does not believe in the use of *Alcohol*. Dr. Pope does.

Dr. Harmon Smith records some medicinal aggravations from *Bry.*, *Acon.* and *Arsen.*

Mr. Blake gives a case of miscarriage controlled entirely by remedies, not tampons.

Dr. Berridge gives an interesting continuance of the pathogenic effects of *Glanderinum*.

Dr. Reed writes on the advantages of Weymouth as a resort for invalids.

A Mouse Cure is a novel way of curing hysterics and nervous diseases, by letting a live mouse run over and about the afflicted female. The doctor doesn't need to be around when the medicine is administered.

AMERICAN HOMŒOPATH.—Scarlet Fever and Diphtheria, Th. Meurer. In former, gives baths when the eruption was slow in coming out; water being at a temperature of 100° F. When the temperature of blood is left to remain two or three hours 104° to 105°, spasms will set in, despite all medication. Never take child out of bath till the temperature under the axilla is anyhow one and a half to two degrees less than it was before. In all diseases he advises against allowing the medicine to remain in the tumbler at the bedside, as water absorbs so readily.

Parotitis, C. H. Viehe, M. D. Several cases treated with *M. sol.* and poultice of Elder flowers, wet with good vinegar.

Dr. Rice gives a case of hæmorrhage in infant 36 hours old; no apparent cause for it.

Dr. Hart confirms Dr. Oehme's paper on difficult catheterism. In one case he gave, after repeated attempts to pass catheter, 2 grains *Opium*, and put the patient before a large fire for an hour, when he successfully passed a 5½-inch curved catheter. He thinks ½-grain doses sufficient.

Some remarks on *Helleb. nig.* by Dr. Scales, gives a good outline of its action. He thinks it a neglected remedy.

The transactions of the Central New York Homœopathic Medical Society contain an interesting discussion on constipation cured with high potencies.

Dr. Sherman limits the time for use of tampon in uterine hæmorrhage to the end of the fifth month. After, would dilate and deliver as in plac. præv. in miscarriage. (*Vide* article in November No.)

Is Smoking Hurtful? translated by Wm. Theizer, M. D., sums up, after giving several cases, that it is. A résumé of the symptoms gives a larger range of action to *Nicotine*.

Gastrotoomy, in 300 operations 206 cures and 94 deaths.

Canon Beadon says the secret of long life is, never be out of bed after ten at night, nor in bed after seven in the morning. Never do any brain-work after dinner. Never wear a greatcoat.

Remainder of Journal taken up with noticed extracts from the *Hom. World*, which we have mentioned.

TIMES, FEBRUARY.—Theory of Drug action, Dr. Linnell. Scrofulosis and Treatment, Drss. White, defined.

Bromine in Diphtheria, Dr. Teste; translated by Dr. Vandenhoff. He gives *Bromine* water, and has the greatest faith in it.

The Gynæcological Retrospect, by Gertrude Gøway, M. D., contains all the latest items in this department. It is valuable for reference.

National Board of Health—advocates the establishment of such a body.

Dr. Bulkley advocates the use of water in the various bath forms in skin diseases. He advises care, however, in the use. Thus, warm baths are hurtful in acute eczema and urticaria. In river and lake bathing the reaction and exposure will aggravate most skin diseases. Warm sea-baths are beneficial in psoriasis, baneful in eczema, prohibited in acute inflammatory affections of the skin. Eczematous affections should be washed seldom; of the scalp once or twice a week. Hot water useful in eczema—particularly anus and scrotum. Chronic of palms of hands benefited by daily soaking in scalding hot water, followed by *Diachylon plaster*. Same of onychia, indolent ulcers, acne, chronic erythema; alternate application of hot and cold water, cold and hot packs valuable; former for psoriasis.

A case of poisoning from use of comp. tinct. of *China*, producing permanent contraction of the visual fields, and temporary impairment of sight and hearing is noted.

Dr. Ely thinks many cases of acute suppuration of the middle ear will heal of themselves, and often medicated applications are an aggravation. Better wait, or use simple warm water.

Dr. Gilchrist writes on the aid of the microscope to surgical diagnosis.

Dr. Stuart uses the rubber bandage in the treatment of ulcers and varicose veins. Pure rubber bandage of Dr. Martin preferred. It cures by gentle and uniform pressure, and by promoting absorption. It should not give the sensation of squeezing. Each fold should overlap about half an inch. No reverse turns; take off at night and apply before rising.

Dr. Bigelow has invented a new lithotrite, said to be the best yet introduced.

Dr. Lewis injects 20 to 30 minims pure *Carbolic acid* into the

sac of hydrocele, after evacuating the fluid. Efficient and painless.

✓ For in-growing toe-nails, Dr. Fanning applies a solution of *Caustic potash*, three drachms to one ditto of water, twice daily. Granulations soon recede; raise the nail and insert a wedge-shaped piece of cork.

Dr. Brinkerhoff used a silver wire, wound with silk thread, to extract a hair-pin from the bladder of a female patient æt. 18. Had been in seven days.

The injection of *Curare* is recorded in a case of hydrophobia. Twenty centigrammes were injected in several operations in five houses. Successful.

✓ In acute rheumatism, M. Biot recommends milk diet to the exclusion of any other food. The minimum amount used being one quart, maximum, three quarts per diem. In three to seven days patient convalescent. When pain has subsided, mixed diet, but alcohol, wine and meat must be left for some time later.

The bill to establish a State Board of Health in New York is published in full.

MEDICAL INVESTIGATOR, FEBRUARY 1.—Tumors of the Infantile Larynx, Chas. Adams. All cases calling for examination by laryngoscope, when there is embarrassed respiration, persistent hoarseness, aphonia, complete or varied by occasional accessions of a high shrill voice, and when any of the above occur after croup, whooping-cough, diphtheria or the exanthemata in early childhood. For remedies, *Alumina*, *Causticum Calcareum*, *Thuya*, *Calc. Phos.* or *Sanguinaria*. If possible, applications of *Acetic acid*, *Arg. nit.*, etc.; removal of tumor by forceps; operate early, particularly tracheotomy.

The Croups Compared, is a continuation of the article from Duncan's book. Remedies given.

Membranous Croup, G. H. G. Jahr, M. D., is from Jahr's "Forty Years' Practice," and gives the symptoms quite clearly, with treatment.

Puerperal Phlebitis, J. C. Cummings, M. D. Discussion of, by St. Louis Homeopathic Medical Society is of interest. The treatment varied. Hot fomentations, liniments of *Chloroform*, *Glycerine*, *Rhus*, *Turpentine*, *Hamam. Acon.*, *Arsen.*, *Puls.*, *Veratr. virid.*, *Bell.*, *Merc.* internally; caused chiefly by traumatism, improper involution, with deranged lochia, for which *Phenol Sodique*

1 to 50 or 1 to 100 with water may be used if there are fetid smells. Keep the limb elevated.

Dr. Connel denounces the use of post partum bandage, in reply to Dr. Nelson, on the ground that the uterus can accomplish all that is necessary without its aid.

"E. R. E." thinks the gynæcological manipulations referred to in our last, mean a good deal of pawing around the clitoris and external genitals.

Around the College World takes in Cleveland, the College, etc. It is a lively place.

C. W. H. thinks it worth while to try applications of sugar in diphtheria, when funerals are one hundred dollars apiece, and sugar ten cents a pound.

FEBRUARY 15.—Radical cure of hernia incarcerated, reduced by Dr. Gilchrist, disclosing a large hydrocele, with the walls of the vaginal tunic quite thickened; opened, parts covered with compress of dilute *Hypericum*; same remedy internally. *Hypericum* always applied when very sensitive tissues are cut. No pain followed. *Arsen.* relieved threatened gangrene.

Asphyxia Nervatorum: apnoe, syncope; from Part V "Diseases of Children." Remedies given.

Ole. Moses gives his experience with scarlet fever. He uses *Acon.*, *Apis*, *Bell.* or *Ailanth. gland.* at the outset. *Rhus tox.* if any infiltration; glandular enlargement, *M. sol.*; diphtheritis, *Merc. prot.* If diphtheritis came with watery discharge, *Kali bichr.* 2x, or *Arum tryph.* Ear pains, *Puls.*; if spasmodic pains, *Kali b.*, or *Silex.* When rash peels, *Sulph.* 30. If cervical glands are hard, *Baryta carb.* For dropsy, *Apis*, *Hell.*, *Apoc.* or *Colch.* *Zinc met.* for brain complications, and in pulmonary œdema *Crotal. horr.* or *Jaborandi.*

Medical Education, by Prof. Mitchell, is a plea for general cultivation of the man as well as a high standard in medical schools.

In the Eye and Ear Department the prize essay on Amaurosis by J. G. Russel, M. D., is published. It is an annual offering from C. H. Vilas, M. D., Prof. of Eye and Ear in the Hahneman College.

In the Therapeutical Department Dr. Armstrong replies to Dr. Morgan's criticism on his heart case.

Syphilis vs. Hydrogenoid is a reply to a correspondent in the

August 15 number, who finds fault with Von Grauvogl's theory of hydrogenoid constitutions.

Dr. Dunham wants the address of all cancer sufferers he can get, for a study of their cases.

"F." says he cures dumb ague with *Nux* in *sale* 2x; *Gels.* 2x to mitigate or break up sick headache. *Exp. arom.* 3x, *Bapt.* 3x for nursing sore mouth.

BRITISH JOURNAL.—Opens with a consideration of Allen's Encyclopedia and certain symptoms admitted from sources dubious. In general it commends the entire work.

Regeneration of the Materia Medica, J. P. Dake. Thinks the symptomatology of little reliable value if not pure drug effects; would exclude all clinical observations.

Effects of Poisons considers the results of various poisonous drugs and substances. Sausage poisoning, poisonous cheese, poisonous metals, etc.

A letter of Hahnemann, asking the Minister of Public Instruction in France to assist in establishing homœopathic hospitals and dispensaries. It was communicated by Dr. Tessier.

In the Secret Revealed we have the method of preparing high potencies, from Rentsch and Hering. The highest potencies up to 800 were made in bottles four and a half inches long, weighing one-half ounce; each potency gets twelve strokes. The highest from 900 up are made in bottles weighing eighteen ounces, including contents; each potency gets thirty strokes. The water was used from Lake Schwerin. *Alcohol* was used from 2 to 800; from 800 up, water. The proportion of medicine to vehicle were, up to 200, 6 to 294; 300 to 800, 1 to 300; for remainder, 2 to 12000.

A number of extracts from American Journals fill up the remaining pages, and Dr. Berridge continues his pathogenetic record of *Arsenic* and its compounds.

THE CLINIQUE is a monthly record of cases, reports and lectures emanating from the Clinical Society of the Hahnemann Hospital of Chicago. Each number contains one or more clinical lectures, cases and reports, making a valuable collection of material for study and reference. The idea is a good one, and should be encouraged by liberal subscriptions. We shall from time to time make extracts from the Journal. The initial number bids fair for the remaining issues.

List of Journals.

North American Journal of Homœopathy (Quarterly).—Editor, S. Lilienthal, M. D. Publishers, Boericke & Tafel, New York. Price, \$4 per vol., or 4 Nos. Volume commences in August.

American Homœopath. (Monthly).—Editors, Charles E. Blumenthal, M. D., Arthur T. Hills, M. D. Publishers, A. L. Chatterton & Co., New York. \$2 for 2 vols. 12 Nos. Volume commences in January and July.

United States Medical Investigator. (Semi-Monthly).—Editor, T. C. Duncan, M. D. Publishers, Duncan & Bro., Chicago, Ills. Price, \$3 per vol., 24 Nos. Volume commences in January.

American Observer. (Monthly).—Editor and publisher, Edwin A. Lodge, Detroit Mich. Price, \$2.50 per vol., or 12 Nos. Volume commences in January.

St. Louis Clinical Review (15th of each month.) Editor and publisher, Philo G. Valentine, A. M., M. D. St. Louis. Price, \$2 per volume of 12 numbers. Volume commences in March.

Homœopathic Times (Monthly).—Editors, E. Guernsey, M. D., Alfred K. Hills, M. D., J. G. Gilbert, M. D. New York. Price \$3 per vol., or 12 Nos. Volume commences in April.

Cincinnati Medical Advance (Monthly).—Editor and publisher, T. P. Wilson, M. D. Cincinnati, Ohio. Price \$2 per vol. or 12 Nos. Volume commences in July.

New England Medical Gazette (Monthly).—Editor, Herbert C. Clapp, M. D. Publishers, Otis Clapp & Son, Boston, Mass. Price, \$1 per vol. or 12 Nos. Volume commences in January.

The Organon, a quarterly Anglo-American Journal. Editors, Thomas Skinner M. D., Edward W. Berridge, M. D., Adolph Lippe, M. D., Samuel Swan, M. D. published at Liverpool. Price, \$4. Volume commences in January.

Homœopathic Review (Monthly).—Edited by Drs. Pope and Dyce Brown. Published by G. Gould & Son, London, England. Price, \$4 per volume, or 12 Nos. Volume commences in January.

Homœopathic World (Monthly)—Edited by Dr. J. C. Burnett. Homœopathic Publishing Co., London. Price, \$2 per vol., or 12 Nos. Volume commences in January.

Hahnemannian (Monthly).—Editor, W. H. Winslow, M. D. Publishers, Boericke & Tafel, Philadelphia, Pa. Price, \$3. Volume commences in January.

Homœopathic News (Monthly).—Editor, C. H. Goodman, M. D. Publisher, H. C. G. Luyties, St. Louis. Price, one dollar per volume. Volume commences in January.

Medical Counselor (Monthly)—Editor, J. P. Mills, M. D. Publisher, W. A. Chatterton Chicago. Price, \$2 per volume of 12 Nos. Volume commences in April.

Am. Journal of Electrology and Neurology (Quarterly).—Editor, John Butler, M. D. Publishers, Boericke & Tafel, N. Y. Price, \$2.00.

British Journal of Homœopathy, (Quarterly)—Editors, Drs. Dudgeon and Hughes Publisher, J. E. Adlard, London, England. Price, \$4 per vol., or 4 Nos. Volume commences in January.

Hom. Journal of Obstetrics and Diseases of Women and Children (Quarterly) H. Minton, M. D., Editor; Publishers, A. L. Chatterton Pub. Co., N. Y. Price, \$4.00 a year, 4 Nos. Volume begins Aug. 1.

The Hom. Expositor (Quarterly). Ed. J. Morgan, Jr., M. D., Editor, Ithaca, N. Y. Price, 50c a year.

☞ Please remember that we are taking subscriptions for all the Homœopathic Journals. If three are taken at the same time, we make a reduction in price.

✓ Climacteric Congestions.

Mrs. Mary Snyder, æt. 40, had been confined to her bed during the whole spring and summer of 1874. Was greatly emaciated, skin yellow and wrinkled, eyes sunken and glazed, and surrounded by broad dark green circles, tongue very red and pointed and without coating—seemingly stripped of its epithelium, appetite gone, bowels constipated, urine scanty—high colored, pulse ranging from 100 to 120 beats, temperature after an attack, 102°.

Many of these symptoms were, doubtless, due to the large amount of *Morphia* administered by her doctors. They frequently gave five or six grains per diem; and for three months she had not passed a day without at least three or four quarter grain doses of that convenient drug.

The symptoms that were *not* due to the drugs were comprised in attacks of intense unbearable pain beginning about the region of the gall-bladder, spreading sometimes backward toward the spinal column, sometimes into the stomach, sometimes involving the right lung, and on rare occasions attacking the left pectoral region.

The suffering was dreadful, even to the most unsympathetic spectator. Hands tightly clasped over the right side. Head thrown back and rolling continually. Mouth wide open in voiceless agony. Wild wide eyes glaring out of their hollow sockets, beneath fiercely corrugated brows, with an almost indefinable admixture of horrible expectancy and imploring ferocity. For two or three long hours she lies gasping for breath that came with the short sharp hiss of inspiration, uttering no word or sound save the audible gasp that marked each inspiration, while torrents of sweat poured down from her forehead and face and neck, drenching hair and pillows with the very dews of supreme agony. Cured with *Alumen* 1x, 2 grains every half hour.—*H. W. Taylor, M. D., in American Observer.*

✓ Diphtheria and Croup.

Merc. cyan. never useful in former in potencies below the 6 x; 15th to 30th preferred. Favorable effects noted in 24 hours, normal condition in 96. Keep patient in bed some days, and continue *M. cyan.* even if paleties and fever have stopped. No gargles. In croup *Iod.* and *Brom.* are most useful in the 15th potencies and higher. These to be preferred to all others.

Searle's New Disease.

✓ **CASE A.**—Mrs. W., age unknown, began to suffer from shocks in the head sometime during the year 1873. She states that she cannot distinctly remember all her symptoms. She never had but ten or twelve shocks in all. They always followed a day of overwork, either mental or physical, and always occurred after retiring, when losing herself in sleep. They consisted of a loud snap in the occiput, and would rouse her to full consciousness, with a shattered sensation in the head as if something really had exploded there. The head felt jarred for a few moments, and then she was all right again. She knows of no predisposing causes except fatigue, and especially, worry.

✓ She was cured by *Phosphorus* at the hands of Dr. Bauer.—*N. A. Jour. of Hom.*

✓ **Croup.**

The eight year old boy of Herr B. had been three entire days under the care of Dr. S., and was becoming rapidly and frightfully worse under his care. I was called at 10 p. m. on the 26th of January, because the parents and old family physician had despaired of the child's recovery, and with the Doctor's consent. For twelve hours the patient had lain, without a moment's amelioration, in a laryngeal stenosis of a very severe type, somnolent, voiceless; the most laborious exertion of the respiratory muscles that the clavicular fossa sank in at every respiration, so that a hen's egg might have lain therein. I told the parents that if no well-marked alleviation arose within twelve hours from the ✓ *Jod.* 15th which I administered, death must ensue. Fortunately, after six hours, a violent attack of coughing occurred, and he expectorated a tubular formed tough membrane, ten centimetres long, which was followed after an interval by an aggravation (stenotic respiration), and six hours after the preceding, another such expectoration, and so on until in thirty-six hours after my taking the case he had raised half a glass full of membranes, one of which, on examination, proved to be fifteen centimeters in length. He was now out of danger, and in three days was out of bed.

✓ In two other of these six severe cases, the gray, skinny membrane was clearly visible in the throat; both tonsils were, as it were, papered, while the diphtheritic patches were firm and smooth, adhering like a thin skin. *Brom.* 15th was administered,

In all of these cases, both of croup and diphtheria, I gave ten drops of the remedy in from the 15th to the 30th cent. in one hundred drams *Aqua distillata*, a teaspoonful at periods of fifteen minutes to an hour.—*Cin. Med. Advance.*

Cicuta Virosa.

✓ Useful in cases of Neuralgia at the nape of the neck, with tendency of drawing the head backwards, and dull occipital headache, so common in malarial districts.—B. H. CHENEY, M. D.

Argt. Nitrate.

✓ CASE III.—Mrs. Y., Spanish, æt. seventy-nine, much wrinkled and tanned, but not gray; loud bubbling almost continually, as though a gas-bag was unstopped and was discharging, or as though all the food and water she swallowed was converted into gas; did not pass wind down; complained of much pain across the region of the stomach, spleen and liver; pains radiated up into chest; severe aching across forehead and all over head; vomiting of glairy mucus and water; tongue pointed, thick, blue, and covered with a thick, dirty, grayish coat, that looked as though it might be scraped off, and on each end a row of black nodules; had tonic spasms, worse at night, coming with cries, then straightened out and was inflexible for two or three minutes. Had to examine by means of an interpreter, and could not arrive at the objective symptoms well. *Cole.*, *Nux v.* and *Conium* each in turn gave temporary relief. She was ravenous and suffered after every meal. *Argent nit.* so strong I could taste it. Next morning was informed she was much worse; fits all night. *Argent.* 200, steadily improved; dismissed case and received pay.—*Cincinnati Medical Advance.*

Lanium Alb.

Ulcer on right heel; treated several weeks with ointments; caused by rubbing of boot. Burning soreness in parts. *Lami. alb.* 200 cured.

Nasal Polypi.

✓ Cured by injection into the body of the polypus of four or five drops *Acetic acid*, with hypodermic syringe, once only, very seldom twice; the polypus generally drops off in four or five days.—*American Homœopath.*

Argentum Nitrate.

✓ Four clinical cases, giving its value in gastric ailments, characterized by belching of flatus.

Sarsaparilla.

✓ Pain in the neck of the bladder at the close of urination, a chill starting from that point and running up the back.—*Amer. Homœopath.*

✓ **Oxalic Acid.**

Pain in upper part of abdomen in region of navel, coming two hours after eating, with much flatulence, and bitter and sour eructations, worse at night; is roused about 3 a. m., and kept awake by it; burning sensation from throat down. *Ox. acid*, 3 cent., 2 drops an hour after meals, and light food. Cured.

Coffea Crud.

✓ Cystitis and enlarged prostate, constant urging to urinate, unable to pass anything without catheter. Very nervous, restless, could scarcely contain himself, no sleep. Urine very dark brown, fœtid, much mucus, some blood, hot and very painful on passing. *Coffea*, c. m.; cured.—*Organon.*

Mixed Narcosis.

Thiersch, of Leipzig, gives a sub-cutaneous injection of *Morphine*, from a quarter to one-half a grain, as soon as a patient is placed on the operating table, and immediately afterwards begins the use of *Chloroform*. After about five minutes the operation may be begun. Dr. Marsden thinks both sense of suffering and consciousness are abolished. Claude Bernard waits about 40 minutes before beginning the use of *Chloroform* after the *Morphine* injection.

Acute Inflammation of the Middle Ear.

Dr. Theobald uses to allay the pain in catarrhal inflammation, *Atropine*, 4 grs. to ounce, instilling 8 to 10 drops in the ear, every 3 or 4 hours, holding the head so the solution can remain in contact with the drum-head 10 to 15 minutes. Examine for perforation. Prolonged use causes eruption about the meatus.

Croupous Conjunctivitis.

Dr. Horton cites some cases relieved promptly with *Acetic acid*. He gave ten drops dilute *Acid* to two-thirds tumbler of water, most successfully. He concludes, 1st, It is especially indicated where the membrane is dense, yellow white, tough, very difficult to remove. 2d, Of little or no use if membrane is loosely adherent, easily rolled up, and separated in shreds. 3d, No use if the discharges are profuse and purulent, mixed with small bits of membrane. 4th, Best to use it internally alone.

Book Notices.

"Modern Household Medicines," C. R. FLEURY, M. D. E. Gould, & Son, Publishers, London.

The author has written a work that could hardly meet the approval of a high dilutionist, and we must confess that we fail to see to what system of notation *Ipecac* $\frac{1}{\text{ss}}$, *Rhus* $\frac{1}{\text{ss}}$, *Arsen.* $\frac{1}{\text{ss}}$ belong; certainly not to the Hahnemannian. In general the description of disease and directions as to diet, etc., are plainly and well drawn. It contains a dietary, table of the various European springs and uses, and some general directions as to bathing, temperature, etc. It will be serviceable for those out of reach of a doctor.

"Photographic Illustration of Skin Diseases." Part Third. By GEO. H. FOX, A. M., M. D. E. B. Treat, No. 805 Bowery, N. Y.;

This artistic collection of photographs of skin diseases continues to attract the attention of the medical world. They are wonderful studies from life. Part Third contains: fibroma, pendulum, varicella, zoster pectoralis and lumbalis, eczema universale. They are indorsed by the leading dermatologists of the country, and as an aid to this special study cannot be surpassed.

"Text-Book of Electro-Therapeutics and Electro-Surgery." JNO. BUTLER, M. D. Second Edition. Boericke & Tafel.

Electro Therapeutics have assumed so prominent a place amongst the remedial agents at our command, that no physician can afford to neglect their study. The author assumes that electricity has a proving, and as such is entitled to a place in the homœopathic *Materia Medica*. To this end he gives its

symptomatology, thus defining its range of action and affording a guide for its application. After the pathogenesis, the symptoms of each disease are given, illustrated by a case. The chapters on electro-surgery give the methods of operating by galvano-caustic as well as some practical observations on suitable batteries. The author is to be commended for his effort to put electricity, a much-abused agent, on an intelligent footing, and to afford for the general physician some insight into a little understood science. We commend this book to our readers.

“Medical Chemistry: Including the Outlines of Organic and Physiological Chemistry.” Based in part on Riché’s *Manuel de Chimie*. C. GILBERT WHEELER. S. J. Wheeler, Publisher, Chicago.

This work has met with very general favor on all sides. It has the voucher of undeniable authority in Prof. Ben. Silliman, of Yale College, and has been largely adopted as a text-book in our medical schools. The chapters on Medical Chemistry are particularly serviceable to the physician, containing a large amount of material for his especial use. Thus we have an analysis of diabetic urine, cystic calculus, semen, etc. We commend this book to students, as a thoroughly condensed work on an extremely omitted branch of the medical profession.

“The Medical, Surgical and Hygienic Treatment of Diseases of Women, Especially Those Causing Sterility, the Disorders and Accidents of Pregnancy, and Painful and Difficult Labor.” Second edition. E. M. HALE, M. D. Boericke & Tafel.

The author devotes the introduction to his work, to a consideration and discussion of the function of ovulation and menstruation. The remainder comprises a description of the various causes as well as remedies for the relief of sterility and kindred ailments of women, and a chapter is added having no especial bearing on the subject announced in the title, on the disorders of pregnancy and painful labor. This chapter was originally contributed to Richardson’s *Obstetrics*.

Dr. Hale’s fund of remedies and resources seems inexhaustible, and he has drawn largely from other acknowledged sources to render his book fully up to the times. We consider it a thorough work, so far as any one man’s experience goes, on the homœopathic treatment of female diseases, and while our

allopathic confrères make strides in discoveries for the relief of these peculiar diseases, it behooves us to keep pace. We know of no one better calculated to keep the ball in motion than Dr. E. M. Hale. In examining the pages of this work, we seem to find homœopathic remedies enough to constitute a complete armamentarium. The new remedies which have proven so valuable in female diseases have a prominent place. The book is plentifully illustrated with the best of cuts.

“Clinical Lectures on the Diseases of Women.” J. MATHEWS DUNCAN, M. D. H. C. Lea, Phila.

This series, 19 in number, were delivered at St. Bartholomew Hospital. The writer is well known as a gynœcologist and these essays are impregnated with the personal charm of an accomplished clinical teacher. The style is fluent, clear, and free from unnecessary references and details, which only confuse a beginner without adding to his thorough knowledge. The range of subjects is quite unique, comprising such as: Missed Abortion, On Painful Sitting, Rupture of Ovarian Cystoma, Irritable Bladder, Pyonephrosis, Aching Kidney, etc. They are more properly familiar talks, having all the interest of a narrative, and are valuable contributions to the study of gynœcology to which so many of our ranks are devoting time and study.

“An Elementary Text-Book of Materia Medica, Characteristic, Analytical and Comparative.” By A. C. COPPERTHWAIT, M. D. Duncan Bros.

If the study of Materia Medica can in any sense be elementary, the author has successfully produced a condensation of the leading remedies in our Materia Medica. This field is now being cultivated most thoroughly, and with Hering's, Hœmpel's, Dunham's, and Allen's works, each covering different grounds of the same subject, and now a résumé from Dr. Cowperthwaite, to say nothing of Jessen's work and those of our English brethren abroad, certainly we are having a shower of Symptomatology. The comparative points are especially desirable in the study of remedies. These, the author has made quite prominent. We believe the book will be pretty generally adopted in our school. This is by far the best piece of book-making Duncan Bros. have turned out. Paper, text, etc., are first class.

"Materia Medica and Special Therapeutics of the New Remedies." E. M. Hale, M. D. Fifth edition. Vol. 2, "Special Therapeutics." Boericke & Tafel.

The author again comes to the front with a new edition of the New Remedies. Not a re-print, but a thorough revision, and crowned with the addition of 37 new drugs, presented in his own peculiarly instructive way. Every reading physician is familiar with the preceding volumes of the New Remedies, and a careful comparison with the last will make evident its necessity. So rapidly do remedies come to the front, that we need, annually just such a careful digest of their action, in order to fully determine their value and place in our Materia Medica; and we know of no one possessing more the adaptability for the task than Dr. Hale. If one owns the preceding volumes of Special Therapeutics, he needs this one to supplement it.

Books Received.

- "Guiding Symptoms." Vol. 2. Arnica to Bromium. HERING. American Homeopathic Publishing Society. J. M. Stoddart & Co.
- "Therapeutical Materia Medica." H. C. JESSEN. Duncan Bros.
- "Manual of Pathological Histology." CORNIL & RANVIER. H. C. Lea, Phil.
- "Manual of Auscultation and Percussion." AUSTIN FLINT, M. D. H. C. Lea, Phil.
- "A System of Medicine." Edited by J. RUSSEL REYNOLDS, M. D., F. R. S. Vols. 1 & 2. H. C. Lea, Phil.
- "Etude sur le Traitement Homœopathique de la Constipation." H. BERNARD, M. D. Bruxelles.
- "On the Internal Use of Water for the Sick, and on Thirst." A Clinical Lecture. J. FORSYTH MEIGS, M. D. Lindsay & Blakiston.

A New Partnership.

We understand that Dr. Hart, of Lawrence, Kansas, and Dr. Smythe, from the East, have formed a copartnership, and have located in Denver, Colorado, in commodious offices. We wish them success.

Removals.

Dr. J. M. Kershaw has removed his office to 1312 Washington Avenue, Windsor Flats Hotel.

Dr. W. C. Richardson from Locust street to 721 Chestnut street.

- ~~775~~ - 14

Further Particulars about Chloride of Chromium.

Mr. H. C. G. Luyties, DEAR SIR:—In addition to my former experience with *Chloride of Chromium*, as published in your sprightly little journal, I have the following to offer: Three cases of genuine cancer have come under my treatment; one *occult* and two *open*. The occult case was treated with *Chloride of Chromium* alone, and cured, no characteristic symptom having exhibited itself for twelve months and more. The other two were open cancers, large in size, excessively painful, and discharging a thin, fœtid, and very offensive matter. At first the *Chloride of Chromium* was used alone, but with only temporary good results. I soon came to the conclusion that in these cases no *local* agent could possibly effect a cure unless very materially aided by constitutional remedies—not “blood-purifiers,” so-called, but medicines to control temperature, to improve the digestion, nutrition, circulation and strength. In all cases of cancer the thermometer will surely indicate an abnormal temperature: at times chilly sensations, and then again positive fever. In my experience with cancerous cases I have found the deviations from the normal standard ranging from 94° to 103°. Under such circumstances a cure is simply impossible, unless this change of temperature is effectually controlled. The best controlling agent in a majority of cases, is *Arsenic* (Fowler’s solution), 5 drops to 4 oz. of water: teaspoonful every 3 hours, alternated with *Aconite* if the pulse be small and quick; with *Veratrum viride* if full and bounding; with sharp stroke and tremulous wave, *Rhus*; tremulous wave with dull stroke, *Phytolacca*; with soft, open pulse, moist tongue, and soft skin, *Quinine* will prove superior to anything else as an anti-periodic. Of course the diet should be as appropriate to the case as the medicines, and the physician should be able to prescribe each according to pathological indications. In all cases of advanced stages of cancer, the temperature of the patient will be above the normal standard, and the chances are ten to one that the tongue will indicate an excess of acids in the system. Locally the *Chloride of Chromium* should be used in its fullest strength, and persevered in until the granulations look perfectly healthy under a magnifying glass. To modify the fetor I saturate the poultice with a strong solution of *Carbolic acid*.

The world contains many physicians whose minds are still groping in darkness on the subject of Cancer. Their verdict is: *incurable*; but if they will intelligently study pathological conditions and treat them instead of *names*, it will be safe to hope for a reversal of the verdict. “Light, more light,” is what we all need, and what every true physician is earnestly seeking for.

J. W. STOUT, M. D.

Centralia, Ills.

Dr. F. W. Bathrick says: The *Chloride of Chromium* is not as active as the *Chloride of Zinc* paste, but it is not so painful, consequently might be used in cases where the paste would not be well borne, as in delicate females who are very susceptible to pain.

Makes an excellent dressing for open Cancer if incorporated with Glycerine. It bleaches the tumor and surrounding tissue and improves the character of the discharge. When prepared with Stram. ointment it brings on vertigo and other head symptoms of Stramonium, with no better results than with Glycerine.

Have been unable to give the Chloride a very thorough test in the cases I have owing to the high price of the remedy, but with the experience I have had with it, I think it will prove a valuable auxiliary in the management of open cancer. Have had no experience with it in earlier stages. No pain from any application.

C. R. MUZZY, M. D.

Experience with Chloride of Chromium.

Here is my experience with the Chloride of Chromium. When this agent first came before the public, its use was advised with Stramonium ointment. In my experience the Un. Stram. is not only unnecessary, but seems to retard the action of the cancer remedy. The medicine should be used in its original strength in order to obtain good as well as speedy results. No pain results from the application. I have used it alike in the occult and open stages with equally good results. However, in the advanced stages of the disease, I find it advantageous to use it in connection with Lapis alb. With a soft, light swab, I apply the Chloride of Chromium until the tumor is thoroughly saturated; after which a corn meal poultice made into a dough with glycerine is to be applied and left until the carbonized scab is detached. This process is to be repeated as long as the diseased part appears to demand it—even the cicatrix should be carefully examined with a magnifying glass, and should a suspicious spot present itself, the scarf skin should at once be removed and the agent applied. In this way I have succeeded in curing some half dozen cases. In the occult—as well as other stages, the scarf skin must be removed before the medicine is applied.

Respectfully yours, J. W. STOUT, M. D., Centralia, Ills.

Mr. H. C. G. Luyties, DEAR SIR:— Since writing my experience with Chloride of Chromium, and published in your spicy little NEWS for April, I have received a score and more of letters from physicians residing in the States of Arkansas, Tennessee, Missouri, Indiana, Ohio, Iowa and Illinois, asking further information regarding the use of this agent, where the best article can be obtained, its price, etc. As my time, aside from legitimate business, is quite limited, and my correspondence already very large, I have deemed it best to say what I have to say through the medium of your widely-circulating and extensively-read journal, for in this way I can reach all interested inquirers at once, and save much valuable time besides.

1st. As to the agent. The best preparation I have used, I obtained in the form of a solution, and can be had at Luyties' Homœopathic Pharmacy, St. Louis, and costs \$1 per oz.* This article was of a dark green color, free from sediment, and of the consistency of writing ink. My attention has been called to a case where the corn meal poultice was strongly inclined to crumble and fall to pieces. There are three or more causes for this: meal too coarse, an excess or deficiency of glycerine, poultice imperfectly mixed, and temperature of the diseased part. I have used finely-bolted meal, and where the conditions seemed to demand it have added from 5 to 15 per cent. of wheat flour. Should the poultice render the patient restless and uncomfortable, to counteract this effect I prepare it with a decoction of Stramonium leaves and glycerine combined; Glyc. 25 per cent., Stram. decoc. 75. Of course, the glycerine is used simply because it is superior to any other agent in softening and detaching the carbonized portion of the tumor, thus more rapidly clearing the way for the re-application of the destroying agent. The actual presence of a cancer has a depressing effect upon both the mind and nervous system of all who are thus afflicted; many persons becoming morbidly peevish, irritable, restless, exacting, sleepless. By far the best remedy I have found for this by no means pleasant condition, is a combination of diluted Phosphoric acid and Tr. Scutellaria. For an adult male: Phos. Ac. 2 drachms, Scut. 1 drachm, water oz. four; teaspoonful every 3 hours. With this combination I have succeeded in curing some very bad cases of Chorea.

Hoping that enquiring friends will be able to see their way more clearly, I will subscribe myself,
Yours for further investigation, J. W. STOUT.

* We also have the Chemical Pure, which we have mostly sold, and was used successfully by Dr. C. R. Muzzy, of Watertown, Wisconsin.

Gunther's Goitre Remedy.

Was used by Dr. Gunther for 20 years with the best success, and has since we first published the receipt several years ago, done immense service in hundreds of cases. As there is no secret about it, everybody can try it for himself and if he decides to try it, can make it himself, or send to Luyties' Pharmacy for it, where the most carefully prepared powder can be obtained. Price, 75 cents per oz.

THE HOMŒOPATHIC NEWS.

VOL. 9.

APRIL, 1880.

No. 3.

✂ To insure publication, articles must be *practical, brief* as possible to do justice to the subject, and carefully prepared so as to require little revision

✂ The Editor reserves the right to further condense all articles sent, so as to fill as little space as possible without interfering with the ideas expressed.

✂ Readers of the News will oblige the Editor by sending copies of local newspapers, pamphlets, short articles, etc., which will be promptly acknowledged.

The Homœopathic College of Missouri,

Held its 21st Annual Commencement Exercises in St. George's Hall, March 11th. A large and brilliant assemblage graced the occasion, which was of more than ordinary interest. Twenty-five were made M. D's., and correspondingly happy. For the graduates, Dr. C. W. Taylor, St. Louis, delivered the Valedictory. For the Faculty, Dr. S. B. Parsons. The re-union of the Alumni, at Windsor Flats, over a bountiful board, was one of wit, wisdom and gastronomies. Dr. Everett presided over the exercises with his well-known *suaviter in modo*, and added largely to the success of the meeting. A Spring course of Lectures is now in progress and well attended.

The Western Academy of Homœopathy

Meets at Minneapolis, Minnesota, June 1st, 2d and 3d, in conjunction with the Minnesota State Society. The very reasonable terms of \$2.00 per day have been secured at the Nicollet House, the leading hotel of the city. This will be an unusually interesting gathering. Full particulars will be announced later by Circular.

C. H. GOODMAN, M.D., General Secretary,
2619, Pine Street, St. Louis.

Justly Honored.

Dr. A. B. DeVilleneuve, New Orleans, has received from the French government, in recognition of his services and devotion

during the yellow fever epidemic of '78, a gold medal suspended from a brooch with tri-color ribbons. We congratulate him on his honors. The same gentleman has been recommended to the Governor of Louisiana as a member of the new board of health. We hope he will be appointed.

JOURNALS OF THE MONTH.

HOM. JOUR. OBST., FEBRUARY.—Abortion, the opening paper, by the Editor. Described and defined. Important to diagnose correctly threatened abortion in early stages, and to determine nature of predisposing and exciting causes, for the future management. Must decide whether it ought and can be averted. Preventive treatment divided in two parts: 1. That in the early period of gestation to correct and cure the causing conditions. 2. That for the immediate symptoms. With remedies in force rest. (A repertory is given for various conditions and results.) When abortion cannot be prevented, empty the uterus early. Does not approve of forceps, blunt hooks, etc.; relies chiefly on the hand. By pressure above the pubis the os can be brought into reach and the fingers do all the work. For a passive hemorrhage, often the result of retained membranes, *China* preferred. Skene's curette for the debris. Has never used a tampon.

Locked retroflexion of the gravid uterus, causing violent dysentery, relieved by Guernsey's elevator, in the hands of A. M. Piersons, M. D. This instrument preferred to any other, as less likely to cause cellulitis and cervicitis. Danger of this displacement greatest about third or fourth month.

A paper on the management of miscarriage, by R. N. Foster, M. D., gives directions how to proceed in these cases. First month demands no more than general treatment; second and third, after embryonic expulsion, remove membranes with fingers, not instruments, but overcome all contingencies, such as metritis, etc., by appropriate remedies before removal. Do not be violent, but use delicate mechanical persuasion. Illustrated by several typical cases.

Dr. Helmuth records three fatal cases of ovariectomy, one being an ovarian cystoma, overlaid by a cyst of the urachus, which had burst during childhood, obliterating the umbilicus. Dr. H. thinks, very wisely, that a fair estimate of ovariectomy

will never be reached until a record is made known of the number of cases dying after an operation.

In intra uterine catarrh Dr. Hale uses *Iodoform* pencils not larger than one-eighth inch in diameter, and often inserted one, five inches in length. Suggests that they be made after Dr. Linderman's plan, two parts *Balsam Peru* to one *Iodoform*. Rub the two together, then add a mixture of *Gelatine* and *Glycerine*. If the uterus is not flexed, they can remain until melted. In flexions attach a cord to the pencils, or use a pessary to straighten the uterus. In dysmenorrhœa and scanty menses, if the stricture is functional, insert pencil three days before flow, and again the day before. To diagnose organic from functional stricture if the pain is present at every flow, it is organic. If it omits, it is functional. Pencils also useful for the small irritable tumors of the cervix.

Dr. Willis advises to use the obstetrical forceps: never in the first stage unless in accidental hemorrhage or uræmic convulsions. The hand is the proper uterine dilator. In head presentation, in second stage, wait six hours before using, which is the longest time after the head has entered the superior strait. Grasp the head always in one of its oblique diameters. The Elliot forceps preferred.

Dr. Howland believes many cases of infantile marasmus are due to prenatal influences.

Dr. Payne records three cases of ruptured perinæum immediately after birth, successfully relieved.

In infantile eczema Dr. Edmonds believes *Arsen.* 2x or 3x, the chief remedy, and ten gr. *Zinc* to one ounce of *Cosmoline* externally, perfectly safe and rational. Attend to the diet. In strumous cases, *Calc.* and *Hepar*, or in obstinate ones, *Lappa Major* or *Iris Versic.* When there is papular elevation of the skin, *Iod. potash* in grain or half grain doses. In chronic cases don't repeat remedy too often.

Dr. Hale treats intra uterine leucorrhœa with the *Iodoform* pencils, one-eighth inch in diameter, two and one-half inches long. Each one contains three to five grains *Iodoform* and are left in to dissolve. *Oil of Peppermint*, 2 or 3 drops to each one, will disguise the *Iodoform* odor, when the leucorrhœa has a vaginal or cervical origin. Internal remedies will relieve, but intra uterine needs local treatment.

AMERICAN OBSERVER, MARCH.—Opens with a valuable paper by M. Teste Pris. *Bromine* in Diphtheria. Disease described. Thinks in this disease *Bromine* in substance better than dilutions. We copy directions for use. Do not use milk while giving the *Bromine* water. It is a valuable article.

Dr. Hart contributes article on air passage diseases, follicular pharyngitis being considered. The remedies are legion, but valuable for reference.

Cerumen a cause of Deafness—R. T. Cooper, M. D. Can be cured with removal of cerumen, by means of his special syringe, not described.

Dr. Dowling gives clinic on pulmonary phthisis, to which he is devoting especial attention. Not over twenty per cent. are hereditary.

Dr. Gross has amputated at the hip-joint three times successfully.

Dr. Mitchell has a long article on *Hoang nan*, the new remedy for leprosy and hydrophobia. It comes from Tonquin. The bark contains *Strychnæ* and *Brucia*. It is given as follows: *Alum*, 1 5, *Realgar*, 2-5, *Bark of Hoang Nan*, 2 5. Reduce to powder and make pills weighing each 25 centigrammes. In leprosy the results are very pronounced. In indolent ulcers useful. Scrofula, serpent bites, cases recorded cured. In paralysis, infectious ulcers, venereal, 2-4 pills per diem. Constitutional syphilis, skin diseases, all kinds of epilepsy, convulsions of children.

Treatment of Umbilical Cord. Dr. Marsden thinks if ligation will save any danger, it is good enough for him, and so he uses it and advises it.

Dr. Vincent Tukala, Vienna, treats his cases of croupous laryngitis with a solution of *Zinci Sulphuri*, 2½ per cent. solution, either by penciling or injecting into the larynx. Uses a bushy pencil, depressing the tongue, and rapidly penciling the introitus laryngis, using the epiglottis as a guide. Does it three times a day at first, but if symptoms are very severe, every hour during the night. When penciling cannot be done, use Tobold's laryngeal syringe. No other medication and *Zinc milk* freely to the child.

Soda Salicyl, 2 drachms, to 6 oz. water, Dr. Jones finds all-sufficient as an external application for *Rhus* poisoning.

CLINICAL REVIEW.—Dr. Campbell's paper on Foreign Bodies in the Ear, informs us, in the majority of cases more harm is done by the attempt to remove the bodies than by they themselves. He counsels the use of the syringe and *warm water*, which, in the majority of cases, is all-sufficient.

The report of the Milwaukee test is in this number. In the ten vial test none were found. In the two vial test one. In the five vial test none.

Homœopathic Diet, Dr. Bernard. The regimen, ought it to be maintained, simplified, or suppressed? Writer thinks it is necessary and ought to be carried out in moderation.

Dr. Haggart reports a case of doubtful hydrophobia cured with *Nux Vomica*.

The Society discussions contain some interesting items. Ovaritis discussed. Rest, and the indicated remedy called for in every case. Some general items close the number.

MONTHLY HOM. REVIEW, MARCH.—The Lessons of Medical Trades Unionism shows the steps taken by our Allopathic colleagues to prevent any recognition of our school, urging us to be on the watch.

Notes from Practice, H. T. Wood, Esq. Advises against *Alcohol* in diphtheria, as it increases the inflammatory process; no reliance on strengthening diet; approves local disinfection, gives ice, hot bran poultices to throat, and removes (?) portions of the
✓ false membrane with the handle of a teaspoon. *Merc. c. 3*, in the
✓ outset, *Phytoll.*, 3 x, enlarged cervical glands. Exhaustion, *Carb.*
✓ *an. 6*, *Ars. 3*, convalescence.

Dr. Roth enlarges on the value of physical education and its practical introduction into schools. It is a lengthy but practical article.

The pathogenetic record continues *Glanderinum*.

The climate of Davos is purely a matter of local interest.

ADVANCE, MARCH.—Chlorosis—an Essay by Millie J. Chapman, M. D. Describes the disease, recommends various remedies as indicated. *Citrate Iron* and *Strychnia*, 3 x, used with success. Dr. Hoffman uses *Sanguis Draconis*, saturated solution, in *Alcohol*, gtt. 4 to 5, in a tablespoon of wine. Dr. Cooper uses the same as directed by Dr. Holcombe, dissolved in Madeira wine. The genuine article dissolves in *Alcohol*. In using with wine, if it is not good, the wine, it becomes turbid. Give three

doses per diem after meals. Dr. Childs uses *Ferri Pulvis*, grain doses, 1 x trit., immediately after meals. *Sherry Wine* and *Cinchona Bark*, a dose before dinner and supper. Dr. Burgher uses *Calc. Phos.*, 30x.

Dr. Lippe discusses some more fatal errors.

Dr. Lee, after giving some general characteristics of various drugs, has arranged a table of remedies for restlessness as a symptom, for reference.

Dr. Clapper thinks *Calendula* is neglected as an external remedy, and gives a case showing its beneficial action in a lacerated wound.

Dr. Hardy records a case of lead poisoning evincing the characteristic pulse tracing—a short vertical ascension, a large plateau, then regular undulating descent. This degeneracy of the arteries is found in only four conditions: aged people, alcohol drinkers, gouty patients, and lead poisoning.

Dr. Hiller records a case of chills cured with *Awa Samoa*. Chills every other day, at about 10 A. M., fever in afternoon at 3 o'clock, with severe headache and craving for water, which will cause vomiting.

Dr. Grubenmann (trans.) reports in the *All. Hom. Zeitung*, two cases of carcinoma cured with *Hydr. can.* 6 cent. and *Conium* 6 cent. The first was at the cervix of the uterus; the first remedy cured in less than two months. The second was in the left fossa clavicularis, which Allop. could not relieve except by the knife. *Conium* 6 cent. cured.

Epidemic Tobacco is an essay by Dr. Brigham on the influence of the weed.

Dr. J. G. Malcom records a case of aspiration in chronic pleurisy, of two gallons of milky pus, right side. This operation is becoming quite prominent.

Characteristic Symptoms, is an extract from Hering's "Mat. Med.," preface.

Dr. Elsom writes on the motion of the brain, in proof that this viscus has a regular movement of intumescence and subsidence.

Some general notes close this interesting number.

HOM. TIMES, MARCH.—A Clinic at Ward's Island Hospital, by Dr. Helmuth, is of interest. Indolent ulcers variously treated: poultices, strapping, dry earth, cauterizing, skin-grafting, etc., *pro re nata*. The Heatonian method of curing hernia

is explained elsewhere. A successful case of cheiloplasty and stretching the great sciatic nerve for sciatic pain, conclude the clinic. The first operations of stretching were made by Harless and Haber, in 1858.

Part 2d of Scrofulosis and its Treatment, by Sarah White, M. D., includes the remedies and indications. *Acetic Acid, Arsenic, Aurum, etc. Tarantula* for the abscesses and glandular swellings.

Dr. Pierce records a case of vaginismus caused by a small urethral tumor, cured entirely by removal of tumor with scissors.

A curious and interesting case of suicidal mania is published from the Middletown, N. Y., Hospital. Patient *æt.* 57. Result of excessive sexual indulgence, averaged twice every night for 30 years, twenty thousand times about, and masturbating when absent from his wife. He did not average over two hours sleep during the last three years of his illness. Isolation, strapping the penis, rest and remedies, with sea-bathing later, cured him.

Dr. Tilden records a case as follows: Child, 4 yrs. age, had severe attacks of dyspnoea; was summoned during one, supposed to be *in articulo mortis*; countenance and extremities livid; respirations, 8 per minute; convulsive action of the muscles of the mouth on inspiration; pulse 35; could not swallow; eyes fixed. He gave him up. A neighbor recommended a *tobacco* poultice on the stomach; violent nausea, with retching and expulsion of mucus followed, and *Carb. Ammon.* as a stimulant, cured. Doctor goes home and thinks about it.

Dr. Ostrom reports a case of ingrowing toe-nail cured by *Magnetis aust.* every night for a week, but pared the nail and placed hard rubber under the corners. Query—which did it?

A case of poisoning by *Prussic Acid*, 2 drachms, taken, the person living 20 minutes, is reported.

✓ Dr. Allen is witness to the value of tincture of *Tansy*, made from the green plant, in *Rhus* poisoning.

The Milwaukee test has its final report.

The Minutes of the N. Y. State Society are interesting.

PHYS. AND SURGEONS' INVESTIGATOR opens with address of Hon. G. W. Cothran, Pres. Board of Trustees, at commencement.

A case of traumatic tetanus successfully treated with *Strych-*

nia, is reported by Dr. Wetmore. *Strych.*, gr. j; *Acet. Acid*, gtts. viii; *Alcohol*, gtts. viij; *Aqua Dist.*, one ounce; 30 drops by enema. There was impaction of feces in large quantity. Varieties discussed. Advocates the *Strychnia* in appreciable doses.

On the Etiology of Puerperal Eclampsia, does not accept the uræmic theory. Suggests its cause as a non-elimination, or reabsorption of one or more excretory principles of the feces. The gravid uterus displaces the intestines more or less. Feces accumulate, excretine or stercorine apt to be the toxic agent.

Dr. H. M. Paine presents the minority report of the committee appointed by the N. Y. State Society to co-operate with the Milwaukee Test. Out of the forty-one trials, only one correct test was arrived at.

High Potency Molecules, by Samuel Potter, M. D., declares the central pivot of all the discussions turns on one point—the truth or fallacy of the so-called cures by high potencies.

Dr. Brayton confines the treatment of endo-metritis and endo-cervicitis to the internal use of *Cina* and *Puls.* 1st., 20 drops of each in two separate glasses half-full of water, and an injection with the cervix of an ordinary uterine syringe full of *Sulph. Hydrastia*, seven grains to the ounce, once a week. Ulcerated os cured with equal parts *Glycerine* and *Carbolic Acid*. The same cries for tolerance in practice.

The commencement exercises of the Buffalo school are recorded. Six graduates swell the M. D. list.

N. E. MED. GAZETTE, MARCH.—The editorial supports the act to regulate the practice of medicine, and publishes the act in full for the State of Massachusetts.

Diphtheria—Z. T. Miller, M. D. Before the appearance of membrane, fails to discover any absolute sign of diphtheria. Favorable signs are, continuous fever with dry skin. A cool, moist skin with sweat in beads on facial parts bad omen. Active ptyalism better than absence of salivary secretion. If the membranes cover the entire throat, and glands about neck are enlarged and patient does not die but throat clears off rapidly and swelling diminishes rapidly, paralysis of the heart to be feared. Intermittent pulse fatal. *Bellad.* first remedy. Should be persisted in. *Merc. Cyan.* 6x. Discontinue in 36 hours if no change for the better. *Merc. Iod.* not so often called for. *Lycop.*, *Lach.* and *Apis* not so often used. *Nit. Acid*

when *Merc. cyan.* fails. Second and third not longer than 48 hours. If longer use higher potency. *Kali Bich.* when the membrane looks like white kid pasted on puffy, dusky tonsils and fauces. If *Kali B.* fails, *Nit Ac.* Then a return to *Kali* may be indicated in the 30 x or 200. *Gels.* 3d for the paralysis following. The discussion on this paper brought out a variety of opinions, sprays, gargles, *Phytolacca*, *Alcohol* sub-cutaneously for extreme prostration. *Merc. Prot.*, etc., advised.

The Lying-In Hospital of Vienna is an interesting account of how students are taught midwifery at that place.

Retro Pharyngeal Abscess, by Dr. Von Gottschalk, is the details of a case of this disease. The diagnosis not easy. Dr. Biërbaum considers an important symptom, a coryza, without proof of inflammation of the mucous membrane.

AMERICAN HOM., MARCH.—Drss. Gøway presents an essay on dysmenorrhœa. She lays stress on the accessories in the treatment, such as diet, exercise, &c. *Cocculus* a valuable remedy. *Alumina*, *Carbo animalis*, *Kali carb.* inter menstrual, and *Aconite* in the congestive form.

Dr. Viehe reports a case of lung trouble; catarrhal consumption, cured with various remedies.

Dr. Scott cured a felon by compression with a rubber band, half inch wide; after twenty-four hours pain insignificant; bandage retained sixteen out of twenty-four hours.

✓ Dr. Taylor cures his agues with a saturated ethereal solution of *Chinoidine*, five drops every hour, given persistently, then at longer intervals later. Of 810 cases in 8 years 710 were cured with this preparation.

✓ *Chelidon. majus* is overlooked, according to Dr. Palmer; especially in infantile pneumonia when there are marked bilious symptoms. Infantile jaundice ditto.

Hour glass contraction. Dr. Boocock. Labor fifteen hours; gradually inserted fingers beyond the contraction and removed placenta.

Dr. Hunter confesses his dilemmas at times in choice of remedies. He is not alone.

✓ Dr. Dubbs reports a case of hydrophobia, with all the attendant symptoms, cured with *Stramon.* 4x, 40 drops in half a tumbler of water with a small portion of *Old Whisky*, every five minutes. It was thrown into his mouth during the acts of biting and

snapping. At the time of beginning the medicine he was nearly pulseless.

Vaccination, by Dr. Rushmore, is a plea against this proceeding, with a published statement of figures showing the increase of infant mortality since the law was enforced. Dr. Hering contributes a letter in which he says the *Cyanide of Potassium* is more effectual than vaccination.

✓ Bursitis. Dr. Ussher cured 1st, with *Silicia* 6 x; 2d, with *Apis mel.*, because of stinging pains. *Sticta* not successful. In a case of congestion of the kidney, due to cold, *Acon.* 1x. The same found serviceable in albuminous urine, followed by *Tereb.* 3 x. ✓ *Quinine* in long continuous use removes albumen from the urine. In pulmonary congestions, *Acon.* 1x better than 3rd. The broader the chest and the bigger the man, the better the dose at hour intervals. When the tightness in the lower lobes was gone, *Bell.* 3 x. Children not impressed by *Tart. em.* 12 x, are by ✓ *Hepar s.* 6 x. The *Hepar* ulceration is very sensitive to touch, every breath of air causes pain.

Dr. Moore reports the following: Patient has pain in upper part of abdomen, navel region, coming on two hours after eating, with much flatulence and eructations, bitter and sour. Pain worse at night; is roused by it at 3 A. M., and kept awake; a burning sensation from throat down to region of pain. *Oxalic Acid*, 3 cent. cured.

COUNSELOR.—Dr. Mills retires from the editor's chair, and Dr. H. R. Arndt assumes his place.

Dr. Schell continues his articles on the eye muscles.

✓ *Colchicum* and *Cina* in Dysentery. The former found indicated by the symptoms, "the smell of cooking turns her stomach, food makes her gag." Immediate relief. The latter remedy, *Cina*, when the stools are bloody, mixed with green and white mucus, the mucus looking like small pieces of parched corn; slight tenesmus, moderate fever. In children during dentition. The 30 x cured.

The final Milwaukee report is made.

Dr. Woodward's experiments with *Aconite* on several of his class of students, results as follows: In those cases where there was abnormal health, a variety of symptoms due to first effects was produced. In healthy cases, the effects were uniform, there being a decided rise in pulse, frequency of from ten to twenty pulsations per minute. He used, in sensitive subjects,

ten drops of 1 x, dil. in half oz. water; less susceptible, three drops tinct., same way. The 30 x produced similar effects.

Dr. J. Guernsey. Clinical experience with *Lac Caninum* is as follows: In a case of syphilitic rheumatism, with excessive hysteria, convulsions ending in coma frequent, no sleep from excruciating pains, pale, emaciated, &c. The c. m. given on the characteristic: pains flying from one part to another; completely relieved. In tonsillitis, similar condition. The suppuration appeared first on the right side, then the left, then the right, and so on; throat much swollen, tongue heavily coated, pale edges, drinks returned through the nose. The marked characteristic is the migratory character of the pains.

Certain Dangerous Innovations in Homœopathy, by Dr. Espanet, translated by Dr. Mitchell, gives an account of some attempts at an improvement on Homœopathic practice, under Homœopathic colors.

A system of Dr. Conan is based on the fact that "the urine contains the anatomical and chemical elements of disassimilation and their morbid products. These elements and these products, if once recognized, may be destroyed by the very substances which cure the disease, and which are homœopathically indicated by the totality of their pathogenetic symptoms. Conan mixes 2 to 3 drops of one or several remedies with a few drops of urine, then adds a little pure *Sulphuric acid*, and examines with the microscope. In case the medicines have been chosen accurately, the pathological products disappear in the urine. In event of which he administers the particular remedies just used. If not, he tries again.

Finella compounds his medicines similar to Humphrey. He has twenty-nine specifics.

Count Mattei has Electro-Homœopathic Specifics, which claim to "purify the blood and lymph by means of his Specific." He has five. No. 1, anti-scrofulous, red, containing positive electricity. No. 2, anti-cancerous, yellow, negative electricity. No. 3, anti-angiotoxic, white, white electricity. No. 4, anti-venereal, angiotoxic electricity. No. 5, febrifuge, green, green negative electricity. No. 6, vermifuge. No. 7, pectoral. He has lately added two more anti-scrofulous, novo and doppid; two more, anti-cancerous, a new anti-angiotoxic, a third and fourth pectoral, and a new lymph corrective.

Recent allopathic experience vindicating the truth of Homœo-

pathic *Materia Medica*, by Dr. Hortie ; quotes from recent works recognizing our remedies, and their application.

✓ Dr. J. C. King gave to a case of chronic cystitis, with severe pain over bladder region, intense sharp pain at tip of penis, strangury, one-eighth grain *Morph.* in two ounces distilled water, teaspoonful every 15 minutes ; four doses relieved. Also records cases of poisoning from eating canned beef put up by the Chicago Packing and Provision Co. Look out for potted meats.

HAHNEMANNIAN, MARCH.—Dr. McClatchey presents an elaborate paper on Criminal Abortion in its relations to the medical profession. Dr. McClatchey contends that there is life from the moment the spermatozoa comes in contact with the cell wall, and abortion at any time is criminal.

Dr. Farrington discusses gout. He gives the symptoms of a number of remedies.

✓ *Borax* in membranous dysmenorrhea. Dr. Middleton records several cases where impregnation followed taking the remedy where sterility existed before. He gave a grain night and morning.

✓ Dr. Howard records a case of chronic hæmaturia cured with ~~with~~ *Petroleum*. She had constant back pain extending down both sides of the abdomen to the groins; pain sharp; heavy pressing towards the bladder; fullness and pressure on the bladder; constant desire to urinate, passing a cupful each time with a great deal of exertion; vertical headache, feet swelling, etc.

Nephralgia is a paper by Dr. Walker, with remedies for this very painful disease.

Pseudo-cyesis is described by Dr. Betts. Case to illustrate. Must have a digital examination, palpate, percuss, auscult and use anæsthetic.

✓ Dr. Clark cured a case of ovaralgia; left ovary most affected; little food filled up; red sand in urine, etc. *Lyc.* 30 cured. Case 2. Violent odontalgia, temporary relief from holding ice-cold water in the mouth. *Coffea* 30 cured.

✓ Dr. Hoopes relieved a case of valvular disease with *Ars.* 30. heart's action irregular, hydro-pericardium, general dropsy, very restless. Erysipelas then ensued in right foot and leg; parts purple, with green watery blisters, burning pains. *Rhus* and *China* failed, *Ars.* 2c greatly improved. This remedy in her case, if continued any length of time, causes diarrhœa.

Diarrhœa, Chronic, C. Preston, M. D. Stool yellowish brown color, much undigested food, sudden expulsion, some straining and passing of flatus, agg. in morning and after eating. Cutting pains in bowels before stool. *China*, *Nat. sulph.* failed, *Croton* ✓ *Tig.* 2 c. cured. (2) Diarrhœa yellowish brown, semi-liquid, undigested food, straining at stool, passing flatus, agg. in the morning hours, during and after eating and from fruit and sugar. Prolapsus recti at every stool. *China*, *Nux.*, *Pod.*, *Nat. sulph.*, no result. *Ruta grav.* improved the number of passages, *Sulph.* further improved. *Thrombidium* 30th cured.

A case of recto-vaginal fistula, Dr. J. C. Morgan, due to multiple protruding hæmorrhoids. An abscess formed discharging per rectum and vaginam. Rest and *Calc. sulph.* Later a cutaneous opening formed at the left of the vulva and the vaginal opening healed. Operated in the usual way and tied the hæmorrhoids. Treated raw surfaces with mild caustic (*Sesquioxide of Potash*).

An elaborate paper by Dr. Bigler presents the differential diagnosis of some eye diseases, attended with hyperæmia of the conjunctiva. He examines, those diseases characterized by a discharge of tears, muco pus or of pus. 2. Those marked by sub-conjunctival or pericorneal injection. 3. Those marked by changes in tension. 4. Those with marked photophobia.

Dr. Morgan calls attention to the microscopical constituents of fœcal discharges. The most common are the epithelial and lymphoid cells.

Dr. Thomas reports a cure of paralysis of the extensors of the left forearm and hand, and flexors of the left foot. The forearm, hand and fingers were flexed and useless, foot had talipes equinus. Herpes circinatus over the right side of the face. *Calc. Ostre-arum* 30, and *Electricity*. Cured in six months.

✓ Intermittent fever cured with *Puls.* 3. No thirst, chills appearing in different parts of the body.

✓ Dr. Bartlett records the beneficial action of *Tarnatula* in epileptoid, 3 rd. trit.

In the N. A. JOURNAL, FEBRUARY, the Editor makes some charges against the Bureau of Materia Medica of the American Institute, charging it with rejecting all clinical experience with potencies above the 6 x. Dr. Dake rises and defends the bureau, of which he is chairman, in a very forcible and reason-

ble way, and speaks a good word for his distinguished associates.

INVESTIGATOR, MARCH 1.—Dr. Hale gives an item from the Druggists' Circular on *Alstonia constricta*. It is fully illustrated, showing the character of the bark. He finds it useful in loss of appetite, gastric irritation, prostration, and nervous exhaustion of persons addicted to alcoholic liquors.

✓ In Montreal some street Arabs stole some *Vini Colchici* from a wagon en route for the General Hospital. They had a carouse and seven died. Their symptoms were: 1st. Rice water vomit, purging of rice water, no blood, severe cramps, severe pains in *left* shoulder and knees. Rubbing demanded for relief. Pains worse lying on left side. Numbness and cramps of fingers. Feet and extremities icy cold. Pulse 125-145 per minute. Small, compressible, intermitting. Respiration easy. Sensible to the last. Muscular strength continued. (Details of great interest.)

Chas. Richet declares coffee is the antidote of opium.

In the regular meeting of the Allegheny County Medical Society, Dr. Willard reported a perforating wound of the perinæum, cured by getting on the hands and knees while urinating, and remaining on his back the rest of the day. A clinical case of rheumatism was greatly relieved by frequent enemas of warm water and remedies. The discussion elicited various remedies and suggestions.

From the *Rivista Omiopatica* comes a case of biliary calculi and chronic gastralgia cured by *Acon.*, *Bell.*, *Bry.*, and *Nux V.* under the action of which the patient passed a quantity of biliary calculi. Also, a case of scurvy and periodical fever: face withered and pale yellow color, countenance dejected, gums swollen, reddish violet and easily bleeding; breath fetid, no appetite, respiration at one time quick, another oppressed, large red spots on the skin as from extravasated blood. Pollutions frequent of pure blood, slimy and fetid; great weakening of the vital forces. Thirst, urine discolored, temperature natural; cold extremities, pulse slender, great depression of spirits. *Rhus tox.* 12, with *China* and *Sulphur* 30, cured. Spasmodic or convulsive cough cured by *Drosera* 12. Attacks at the end of every summer, continuing until next summer. Aggravated in evening soon after lying down; provoked by severe scratching in larynx, violent shocks of cough bringing on strangulation,

flushing of face, etc. Pleuro-pneumonia followed by gastro-enteritis and this by phthisis florida, cured by the usual remedies and *Phos.*, *Lycop.*, and *Carbo veg.* 200. A case of suicidal mania cured by *Sulphur* 30 and *Merc. sol.* 12; another, due to retrocession of venereal ulcers, by *Lachesis* 12.

Dr. Wilder reports a fibroid tumor weighing 84 pounds avoirdupois.

Dr. Wilson thinks he made a labor easy by *Aconite* 3x and *Mitchella repens*, in a woman who had suffered a great deal during all her confinements. In other cases *Arnica*, *Bell.*, *Puls.*, and *Viburn.* have been useful.

MARCH 15.—“A. F. R.” wants to know where we can get reliable remedies, and quotes some pharmaceutical errors, e. g., mother tincture of *Lycopod.*, *Cupr. met.*, etc.

✓ *Chloride of Lead* is said to be the most powerful, safe and economical de-odorizer and disinfectant known. Take $\frac{1}{2}$ drachm *nit. Lead*, dissolve it in one pint of hot water, dissolve 2 drachms of common salt in 2 gallons water; mix the solutions.

Dr. Newhall criticises Dr. Burt's treatment of a case of diphtheria reported in the February number of the Clinique. He claims for *Sulphur carbolate of Soda* and *Phytolacca*, unbounded success in treating this disease.

Some Clinical Observations from Dr. Jousset in the St. Jacques Hospital, on typhoid fever, catarrhal nephritis (*Canthar.* and *Nux*), angina (*Bell. tinct.*), diarrhœa (*Arsen.*, *Ipecac*), abscess of breast, facial erysipelas (*China* \emptyset), suppurative pneumonia (*Bry.*), parotitis (*Bell. tinct.* and *Apis* 3), articular rheumatism (*Chininum sulph.* 2nd, and *China* 3x.)

Dr. Kershaw's lecture on Alcoholism is reprinted in full.

Prof. Simpson states in the *Medical News and Library*, that the cause of labor at the end of the ninth month is the fatty degeneration of the decidua membrane, which is the last stage of its existence, and it thus becomes a foreign body, and is thrown off.

For retention of urine, Dr. Duncan (*Diseases of Children*) uses *Aconite* and *Hyosciamus* chiefly, and domestic remedies, e. g., infusion of common parsley; indication, frequent pressing on the part of the child when it cried, as if it would press out something. after which a few drops pass, with violent cries, twisting of the legs. *Rosa canina*, (wild briar, dogs' rose), similar—give each in infusion, teaspoonful doses. Other remedies: *Puls.* 30th;

catarrhal ischuria, *Dulc.*, 15x to 20 x; better for larger children; *Belladonna*, spasms, etc.; *Arnica*, 6 x for mechanical causes; *Rhus*. 30; *Canth.* high, when children play with their privates and induce excitement, &c.

THE CLINIQUE, MARCH.—This exceedingly practical Journal grows in interest monthly. We can but outline its monthly contents, as but brief reports appear in its pages.

Chronic Ulcer, by Dr. G. A. Hall; defined; illustrated by four cases; remedies for given.

The report of the Bureau of Clinical Medicine, on malignant, or putrid diphtheria is valuable. Much testimony is given as to the value of *Merc. cyan.* in 30 x dil. *Guia. tinct.* 15 gtt., in half glass of water for gargle. The bark of the green osier is used largely in Michigan by the settlers who have no M. D. near. They use the inner bark, make a strong tea, use it as a gargle, swallowing some. Results said to be astonishing.

The Bureau of Obstetrics presents some valuable cases on the forceps in breech presentations. Forceps preferred to any instrument and with less danger than blunt hooks. Laceration of perinæum, non ligation of cord, difficult resuscitation of new born child, no lochial discharge in puerperal woman and puerperal measles, form interesting items.

Dr. Ludlam's clinic is full. Eight cases detailed in the medical clinic we have there.

The details of the commencement of the Hahnemann College swells the size of this issue. We recommend this Journal to every reader. It is instructive.

List of Journals.

North American Journal of Homœopathy (Quarterly).—Editor, S. Lilienthal, M. D. Publishers, Boericke & Tafel, New York. Price, \$4 per vol., or 4 Nos. Volume commences in August.

American Homœopath. (Monthly).—Editors, Charles E. Blumenthal, M. D. Arthur T. Hills, M.D. Publishers, A. L. Chatterton & Co., New York. \$2 for 2 vols 12 Nos. Volume commences in January and July.

United States Medical Investigator. (Semi-Monthly). Editor, T. C. Duncan, M. D. Publishers, Duncan & Bro., Chicago, Ills. Price, \$3 per vol., 24 Nos. Volume commences in January.

American Observer. (Monthly).—Editor and publisher, Edwin A. Lodge, Detroit, Mich. Price, \$2.50 per vol., or 12 Nos. Volume commences in January.

St. Louis Clinical Review (15th of each month.) Editor and publisher, Philo G. Valentine, A. M., M. D. St. Louis. Price, \$2 per volume of 12 numbers. Volume commences in March.

Homœopathic Times (Monthly).—Editors, E. Guernsey, M. D., Alfred K. Hills, M. D., J. G. Gilbert, M. D. New York. Price \$3 per vol., or 12 Nos. Volume commences in April.

Cincinnati Medical Advance (Monthly).—Editor T. P. Wilson, M. D., Ann Arbor, Mich. Publishers—Advance Printing Co., Cincinnati, Ohio. Price \$2 per vol. or 12 Nos. Volume commences in July.

New England Medical Gazette (Monthly).—Editor, Herbert C. Clapp, M. D. Publishers, Otis Clapp & Son, Boston, Mass. Price, \$1 per vol. or 12 Nos. Volume commences in January.

The Organon, a quarterly Anglo-American Journal. Editors, Thomas Skinner M. D., Edward W. Berridge, M. D., Adolph Lippe, M. D., Samuel Swan, M. D. published at Liverpool. Price, \$4. Volume commences in January.

Homœopathic Review (Monthly).—Edited by Drs. Pope and Dyce Brown. Published by G. Gould & Son, London, England. Price, \$4* per volume, or 12 Nos. Volume commences in January.

Homœopathic World (Monthly)—Edited by Dr. J. C. Burnett. Homœopathic Publishing Co., London. Price, \$2 per vol., or 12 Nos. Volume commences in January.

Hahnemannian (Monthly).—Editors, L. A. Farrington, M. D., Pemberton Dudley, M. D. Business Manager, Bushrod W. James, M. D., Philadelphia, Pa. Price, \$3. Volume commences in January.

Homœopathic News (Monthly).—Editor, C. H. Goodman, M. D. Publisher, H. C. G. Luyties, St. Louis. Price, one dollar per volume. Volume commences in January.

Medical Counselor (Monthly)—Editor, H. R. Arnd, M.D. Publisher, W. A. Chat. terton Chicago. Price, \$2 per volume of 12 Nos. Volume commences in April.

Am. Journal of Electricity and Neurology (Quarterly).—Editor, John Butler, M. D. Publishers, Boericke & Tafel, N. Y. Price, \$2.00.

British Journal of Homœopathy, (Quarterly)—Editors, Drs. Dudgeon and Hughes Publisher, J. E. Adlard, London, England. Price, \$4 per vol., or 4 Nos. Volume commences in January.

Hom. Journal of Obstetrics and Diseases of Women and Children (Quarterly) H. Minton, M. D., Editor; Publishers, A. L. Chatterton Pub. Co., N. Y. Price, \$4.00 a year, 4 Nos. Volume begins Aug. 1.

The Hom. Expositor (Quarterly). Ed. J. Morgan, Jr., M. D., Editor, Ithaca, N. Y. Price, 50c a year.

The Clinique, (Monthly).—Business Manager, T. S. Hoyne, M. D., Chicago, Ill. \$1.00 per vol. of 12 Nos. Volume commences in January.

☞ Please remember that we are taking subscriptions for all the Homœopathic Journals. If three are taken at the same time, we make a reduction in price.

A Hint as to the Use of Chloride of Chromium in Open Cancerous Tumors.

Instead of applying the *Glycerine* by incorporating it with meal, use a pledget of "absorbent cotton" nearly saturated with *Glycerine*. It is much neater, more comfortable to the patient, and much more expeditious. Now add to the *Glycerine* one part to a thousand of *Thymol*, dissolved in eight times its quantity of *Alcohol*, as a deodorizer, and you have a dressing as satisfactory as may be. Respectfully yours,

Little Rock, Mich.

E. D. AYRES.

Hare Lip.

EDITOR HOMŒOPATHIC NEWS—Annexed will be found a report of a case of operation for single "Hare Lip" with success. And while good results are not uncommon in these cases, there are indications to be met that give much trouble, and render failure possible.

To overcome lateral traction on the segments of the lip, is one of the most important, if not the principal indication to be met. Since to have union by first intention two conditions must be fulfilled: Firstly, exact co-aptation of the freshened surfaces. Lastly, to retain them in situ with a uniform force not in any way interfering with the circulation of the immediate or adjacent parts. The truss suture employed by me for several years meets these indications at every point, and supplants all other devices as a support to the parts after the operation, either in single or double Hare Lip. After the segments of the lips have been dissected from the maxillæ on either side for a distance of twenty millimetres laterally, commencing at the cleft, and the parts ready for closure, the truss suture, prepared as follows, is introduced: Arm a straight large surgical needle with three to four decimetres of silver suture wire; double and pass both ends, brought evenly together, through a rather large sized shot, perforated, and with a pair of strong forceps compress the shot firmly on the free extremities of the wire; then pass over the needle, on the wire, a small button, also perforated in the center.

This completed, the needle is passed through the cheek at a point laterally from the alæ of the nose about twenty millimetres, crossed over and brought out at a corresponding point on the opposite cheek; after this, the parts are brought together and retained by reversing the order of arranging the button and shot, securing the latter by firm compression. The superfluous wire being cut off, the parts are ready for the pins and other appliances. This suture, passing from one side to the other, under and across the line of desired union, supports the parts, and renders an uneven surface impossible.

CASE.—John Marshall, aet. 24; hare lip single; complete cleft of soft and hard palate; operated on February 15th; assisted by Dr. Britt. Crossed the line of union with adhesive straps; dismissed the patient. The third day took the pins out; found union complete. Eighth day removed the truss suture,

and dressed with adhesive straps; since when the patient has relieved the part of all support.

A. S. SCHEBLE, M. D.

✓ **Bromine in Diphtheria.**

By DR. TESTE. (Extract from a Paper Read before the International Congress of Homœopathy, at Paris, August 13th, 1878.) Translated by GEORGE VANDENHOFF, JR., M. D.

Bromine water, 1-100, is simply distilled water, containing one-hundredth part of its weight of pure bromine. It is transparent, of an orange color, with a penetrating odor which resembles that of chlorine, and with an acrid taste *sui generis*, which, when the *Bromine water* is attenuated with sweetened water, is somewhat similar to the taste of walnut shells. With rare exceptions, children, even the most stubborn, swallow it without repugnance, and in only one case have I ever seen it produce nausea. It should be prepared in bottles of dark glass, and kept in a dark place, as, under the influence of light, it becomes quickly altered, the bromine being transformed to hydro-bromic acid, at the expense of the hydrogen in the water.

Nothing is more simple than the treatment of diphtheria and croup by *Bromine water*; but still, to prevent exposing one's self to disappointments, it is necessary to conform, point by point, to the following rules:

1. Have always in readiness a glass of sugared water, very sweet.
2. Every hour in diphtheria, every quarter of an hour in croup, give the patient one, two, or even three drops of *Bromine water* in a teaspoonful of sweetened water.
3. At the end of several hours reduce the doses and extend the time between them; never, however, letting an interval of more than two hours elapse without administering the remedy.
4. Either a glass spoon or a wine-glass should be used in the administration of the medicine, as bromine attacks silver and forms with it a bromide which largely reduces the dose absorbed.
5. Place the patient, no matter what the age may be, on a low diet, at least during the first day.
6. A gargle of water, vinegar, and salt, (a table spoonful of vinegar, and as much salt to a glass of water) has never seemed to me to injure the action of the remedy, and in diphtheria of the pharynx helps to clear the throat by detaching the false membrane. This, however, can only be used with adults.

7. Lastly, take care to keep in the invalid's room, and this as a prophylactic for the sake of the persons who enter it, a saucer containing a spoonful of bromine water, which should be renewed at least twice in every twenty-four hours.

The curative action of the bromine, if not interfered with by any infraction of the above rules, invariably manifests itself in a very short time. The first three or four doses usually suffice to lower the frequency of the pulse in a surprising, and sometimes enormous proportion; for example, from 140 to 80. At the same time the pains in the lumbar region, which accompany the fever of diphtheria, and are often so very fatiguing, are relieved. The local symptoms amend more slowly; though it is not rare to observe, in croup, an almost instantaneous diminution and modification of the cough, which becomes, hour by hour, less hoarse, less stridulous, and less frequent. However, it is only after twelve or eighteen hours of treatment that the false membranes begin to fade away, that is, to grow brown and detach themselves. But, to sum up, with the exception of cases not particularly common, where an abscess of the tonsil complicates the malady and augments its duration, it is very rare that a complete resolution has not taken place by the end of three days.—*Hom. Times.*

Earth Treatment of Uterine Fibroids.

The paper entitled "Earth Treatment of Uterine Fibroids," published in the January number of the *Times*, has elicited so much inquiry, that at your request a brief description is here given.

The earth employed is a yellow clay, which is prepared by drying, and then crushing and removing everything which might prevent very fine pulverization. After being thoroughly and finely ground, it is sifted, and the resulting powder is ready for use. Of this powder a poultice is made large enough to cover the tumor, and thick enough to make firm and even pressure when it becomes dry and hard, which it does very soon.

This is retained about a week, if it can be borne, without change, and then another is applied. While yellow clay has thus far been employed, it is probable that fuller's earth or any bolar earth would be equally efficacious.

This same treatment has been found very successful in the treatment of felons.—A. P. THROOP, M. D., in *Hom. Times.*

Coto Bark.

New remedy, said to be very useful in colliquative diarrhœa of phthical patients, especially in advanced stages. Dr. Yeo who has used the remedy for two years is highly pleased with it. He used it also in exhaustive and uncontrollable diarrhœa in one of the graver forms of exophthalmic goitre, which, after stopping diarrhœa had a good effect on the nervous phenomena of the disease. The dose given by Dr. Yeo is 5 to 8 minims of the fluid extract..

To Prevent Mammary Abscess.

When the gland becomes indurated, painful, and has a red, glistening look, take a piece of ordinary sticking plaster and cut it a circular shape and make a hole in the centre for the nipple and half the areola to be seen, and apply the plaster, after heating, so as to cover the whole breast allowing the nipple to protrude through the opening. Nick the circumference deeply at distances of about an inch. Leave it on until the breast softens.

Rose Cold.

✓ Burning and stinging for three or four years in the bridge of the nose with a full, distended feeling; complete obstruction so he could breathe only with his mouth open. Much sneezing with profuse discharge of bland, watery, very thin mucus; persistent, almost voluptuous itching and tingling of the alæ nasi at their junction with lips. Sneezing much worse indoors than out. Nose swollen, red and ludicrous to see. Eyes watery and ✓ weak. *Sabadilla* 200 cured.

Glonoine.

This remedy has been found of marked benefit in relieving ✓ the paroxysms in angina pectoris.

A New Book.

Dr. M. M. Eaton, Cincinnati, is preparing a treatise on the Medical and Surgical Diseases of Women, with their Home Treatment. We look for something good.

Married.

Our friend Dr. R. L. Hill, of Dubuque, Iowa, has taken unto himself a partner for life. He has our congratulations and best wishes.

Rather Dangerous.

Our friend "S. L.," of the *North American*, for some reason or other, kicked the Bureau of Materia Medica, Pharmacy and Provings, and immediately the Bureau fell upon him, doing considerable damage.

Book Notices.

"On the Internal Use of Water for the Sick, and on Thirst." A Clinical Lecture by J. FORSYTH MEIGS, M. D.

Verily, *tempora mutantur et nos mutamur in illis*. Not many years ago this lecture would have been a bomb-shell of heresy. To-day it is the reflection of the opinions of all the enlightened physicians on the free use of water in the sick-room whenever there is thirst, and this so long as the patient has his natural senses, is the best guide for the quantity to be given.

"Étude sur le Traitement Homœopathique de la Constipation." Par M. le Docteur H. BERNARD.

The author affirms in the outset that the selection of the true homœopathic remedy for constipation is not an easy matter. Few will differ from him. Indeed it is a question whether a treatment directed solely to this condition, which is often but a symptom, is as successful as one for the general condition of the patient, hygiene, etc. The author treats of the subject under three heads: 1. Preventive, hygienic and necessary; 2. The proper homœopathic remedy, and 3. The palliative and surgical means of relief. The work is largely taken up with a presentation of various remedies employed, illustrated by cases—the true clinical way of study. One hundred and sixty pages are given to the disease in a most thorough and masterly way, and to those who are masters of the French language, we recommend this study.

"Guiding Symptoms." C. HERING. Volume II. American Homœopathic Publishing Society. Abies to Armoracea.

The second volume of this valuable series only further testifies to its great merit as a standard work on homœopathic Materia Medica. The classification of the symptoms and the indications of their value by appropriate signs and symbols is an invaluable feature of the book. Vol. II. contains some of the most prominent remedies in daily use—*Aconite*, *Arsen.*, etc. It cannot be too highly spoken of.

“Manual of Auscultation and Percussion, Embracing the Physical Diagnosis of Diseases of the Lungs and Heart, and Thoracic Aneurism.” By **AUSTIN FLINT**, M. D. Second Ed. H. C. Lea, Phila.

Dr. Flint's reputation in this branch of Diagnosis is so well known that any commendation is unnecessary. This book of 236 pages abounds in instruction on every leaf. As a text-book for 'students, it is unsurpassed, presenting as it does, in small space, the practical points in pulmonary and cardiac diseases. It should be in every physician's library.

“Therapeutical Materia Medica, Containing the Chief Symptoms and Clinical Uses of Two Hundred and Sixteen Remedies.” By **H. C. JESSEN**, M. D. Chicago. Halsey Bros., Pub.

There is no way of studying and learning the Homœopathic Materia Medica so effectually as by a comparison of remedies. It is in this way only that we learn to note the characteristic differences in remedies having many symptoms in common. We see this illustrated in the common use of *Aconite* and *Belladonna* so frequently prescribed in alternation. It is to obviate this tendency, and to make more sharp-shooters in the rifle ranks of homœopathy, that the author has published this excellent work on Comparative Materia Medica, which likewise abounds in the therapeutic uses as well, compared. Several remedies make as many columns on each page, so that we have in some instances as many as eight in columns, presenting at a glance the leading therapeutics, symptoms of the mind, cutaneous system, trunk and extremities, head, eyes, &c., nervous, circulatory, respiratory, digestive, urinary, and generative systems, and special remarks, which also include aggravation and amelioration. We predict for this book a rapid step into the favor of all students of the Materia Medica. Dr. Jessen has done his work well, and is to be congratulated on the conciseness with which the material is arranged. Our thanks are due the author for a copy.

“A Manual of Pathological Histology.” By **CORNIL & RANVIER**. A Translation with Notes, by **E. O. SHAKSPEARE**, M. D., and **J. HENRY C. SIMES**, M. D. H. C. Lea, Phila.

Such rapid strides has the microscope made in medical scientific investigations of late, that this work is devoted entirely to a consideration of Pathological Histology, as seen through this instrument, neglecting entirely any naked eye studies. Cornil

& Ranvier's work has long been regarded as standard authority in Europe, and a translation will certainly give it in the American profession an equal position as a text-book. The latest discoveries are incorporated by the translators, as well as an appendix, giving the best methods of preserving and hardening tissues for microscopic examinations, and a Bibliography of the science of Histology. The book is profusely illustrated by 360 wood cuts, adding largely to its value. The translators have certainly presented the medical profession of America with a classical work.

"A System of Medicine." Edited by J. RUSSELL REYNOLDS, M. D., F. R. S., with numerous additions, and illustrations by Henry Hartshorne, A. M. M. D. 3 vols. Vol. 1 and 2. H. C. Lea, Phil.

It is impossible in the brief space allowed to present more than an outline of this work, which, in some respects, stands in advance of Ziemssen's Encyclopædia. It consists of three volumes of over one thousand pages each, comprising essays on every known subject in the practice of medicine by the master minds of British physicians. In short, it is a collection of monographs, each complete in itself, yet forming a harmonious whole.

Thus we have the chapter on Diseases of the Bladder, by Sir Henry Thompson; Insanity, by Henry Maudsley, etc. Each essay is further enriched by notes and annotations, by Henry Hartshorne, M. D., greatly enhancing their practical value in this country. The cost of Ziemssen places it beyond the reach of many. The exceeding cheapness of this work places it in the reach of all. It is issued at the very low price of \$5 per volume in cloth, \$6 in leather, from the well-known house of H. C. Lea, Phila. Two volumes have been issued; the third will shortly appear. We can not too earnestly urge on our readers the purchase of this work. It presents a series of disease pictures unrivaled in their way, and written in a most attractive style. We are indebted to the western agent, J. H. Chambers, St. Louis, for volumes 1 and 2, containing General Diseases and Diseases of the Nervous System, Respiratory and Circulatory Systems.

Books Received.

Hoyne's Annual Directory, 1880. *La Reforma Medica*, Mexico. *Rivista Omiopatica*, January.

Experience with Chloride of Chromium.

Here is my experience with the Chloride of Chromium. When this agent first came before the public, its use was advised with Stramonium ointment. In my experience the Un. Stram. is not only unnecessary, but seems to retard the action of the cancer remedy. The medicine should be used in its original strength in order to obtain good as well as speedy results. No pain results from the application. I have used it alike in the occult and open stages with equally good results. However, in the advanced stages of the disease, I find it advantageous to use it in connection with Lapis alb. With a soft, light swab, I apply the Chloride of Chromium until the tumor is thoroughly saturated; after which a corn meal poultice made into a dough with glycerine is to be applied and left until the carbonized scab is detached. This process is to be repeated as long as the diseased part appears to demand it—even the cicatrix should be carefully examined with a magnifying glass, and should a suspicious spot present itself, the scarf skin should at once be removed and the agent applied. In this way I have succeeded in curing some half dozen cases. In the occult—as well as other stages, the scarf skin must be removed before the medicine is applied.

Respectfully yours, J. W. STOUT, M. D., Centralia, Ills.

Mr. H. C. G. Luyties, DEAR SIR:—Since writing my experience with Chloride of Chromium, and published in your spicy little NEWS for April, I have received a score and more of letters from physicians residing in the States of Arkansas, Tennessee, Missouri, Indiana, Ohio, Iowa and Illinois, asking further information regarding the use of this agent, where the best article can be obtained, its price, etc. As my time, aside from legitimate business, is quite limited, and my correspondence already very large, I have deemed it best to say what I have to say through the medium of your widely-circulating and extensively-read journal, for in this way I can reach all interested inquirers at once, and save much valuable time besides.

1st. As to the agent. The best preparation I have used, I obtained in the form of a solution, and can be had at Luyties' Homœopathic Pharmacy, St. Louis, and costs \$1 per oz.* This article was of a dark green color, free from sediment, and of the consistency of writing ink. My attention has been called to a case where the corn meal poultice was strongly inclined to crumble and fall to pieces. There are three or more causes for this: meal too coarse, an excess or deficiency of glycerine, poultice imperfectly mixed, and temperature of the diseased part. I have used finely-bolted meal, and where the conditions seemed to demand it have added from 5 to 15 per cent. of wheat flour. Should the poultice render the patient restless and uncomfortable, to counteract this effect I prepare it with a decoction of Stramonium leaves and glycerine combined; Glyc. 25 per cent., Stram. decoc. 75. Of course, the glycerine is used simply because it is superior to any other agent in softening and detaching the carbonized portion of the tumor, thus more rapidly clearing the way for the re-application of the destroying agent. The actual presence of a cancer has a depressing effect upon both the mind and nervous system of all who are thus afflicted; many persons becoming morbidly peevish, irritable, restless, exacting, sleepless. By far the best remedy I have found for this by no means pleasant condition, is a combination of diluted Phosphoric acid and Tr. Scutellaria. For an adult male: Phos. Ac. 2 drachms, Scut. 1 drachm, water oz. four; teaspoonful every 3 hours. With this combination I have succeeded in curing some very bad cases of Chorea.

Hoping that enquiring friends will be able to see their way more clearly, I will subscribe myself,
Yours for further investigation, J. W. STOUT.

H. C. LUYTIES—*Dear Sir*: I have tried the Chloride of Chromium in Cancer and find it only a mild escharotic. Applied in full strength as directed, it will destroy the depth of common blotting paper in thickness, and may be renewed every other day. Like *Chromic Acid*, it is comparatively painless, but it is not near as efficacious as the *Zinc* salts. In growths that are anyways active it will do no good, but might make headway in the more indolent. The article I used was prepared by Powers & Weightman. I have done with it for Cancer, though it is serviceable in other cases where an escharotic is needed. Respectfully yours,
Cornelia, Mo., March 19, 1880.

DR. J. M. WARD.

* We also have the Chemical Pure, which we have mostly sold, and was used successfully by Dr. C. R. Muzzy, of Watertown, Wisconsin.

Further Particulars about Chloride of Chromium.

Mr. H. C. G. Luyties, DEAR SIR:—In addition to my former experience with *Chloride of Chromium*, as published in your sprightly little journal, I have the following to offer: Three cases of genuine cancer have come under my treatment; one *occult* and two *open*. The occult case was treated with *Chloride of Chromium* alone, and cured, no characteristic symptom having exhibited itself for twelve months and more. The other two were open cancers, large in size, excessively painful, and discharging a thin, foetid, and very offensive matter. At first the *Chloride of Chromium* was used alone, but with only temporary good results. I soon came to the conclusion that in these cases no *local* agent could possibly effect a cure unless very materially aided by constitutional remedies—not “blood-purifiers,” so-called, but medicines to control temperature, to improve the digestion, nutrition, circulation and strength. In all cases of cancer the thermometer will surely indicate an abnormal temperature: at times chilly sensations, and then again positive fever. In my experience with cancerous cases I have found the deviations from the normal standard ranging from 94° to 103°. Under such circumstances a cure is simply impossible, unless this change of temperature is effectually controlled. The best controlling agent in a majority of cases, is *Arsenic* (Fowler’s solution), 5 drops to 4 oz. of water: teaspoonful every 3 hours, alternated with *Aconite* if the pulse be small and quick; with *Veratrum viride* if full and bounding; with sharp stroke and remulous wave, *Rhus*; tremulous wave with dull stroke, *Phytolacca*; with soft, open pulse, moist tongue, and soft skin, *Quinine* will prove superior to anything else as an anti-periodic. Of course the diet should be as appropriate to the case as the medicines, and the physician should be able to prescribe each according to pathological indications. In all cases of advanced stages of cancer, the temperature of the patient will be above the normal standard, and the chances are ten to one that the tongue will indicate an excess of acids in the system. Locally the *Chloride of Chromium* should be used in its fullest strength, and persevered in until the granulations look perfectly healthy under a magnifying glass. To modify the fetor I saturate the poultice with a strong solution of *Carbolic acid*.

The world contains many physicians whose minds are still groping in darkness on the subject of Cancer. Their verdict is: *incurable*; but if they will intelligently study pathological conditions and treat them instead of *names*, it will be safe to hope for a reversal of the verdict. “Light, more light,” is what we all need, and what every true physician is earnestly seeking for.

J. W. STOUT, M. D.

Centralia, Ills.

Dr. F. W. Bathrick says: The *Chloride of Chromium* is not as active as the *Chloride of Zinc* paste, but it is not so painful, consequently might be used in cases where the paste would not be well borne, as in delicate females who are very susceptible to pain.

Makes an excellent dressing for open Cancer if incorporated with Glycerine. It bleaches the tumor and surrounding tissue and improves the character of the discharge. When prepared with Stram. ointment it brings on vertigo and other head symptoms of Stramonium, with no better results than with Glycerine.

Have been unable to give the Chloride a very thorough test in the cases I have owing to the high price of the remedy, but with the experience I have had with it, I think it will prove a valuable auxiliary in the management of open cancer. Have had no experience with it in earlier stages. No pain from any application.


C. R. MUZZY, M. D.

SATCHEL CASES

IN LARGE VARIETY.

THE FOLLOWING ARE THE PRINCIPAL SIZES USED:

A. Measuring 10 x 6½, 4½ inches wide.



- | | | |
|-------|--|-------------------------|
| No. 1 | containing 30 1-dr., 24 2-dr., 15 3-dr., 12 4½-dr. | in all 81 vials. |
| No. 2 | “ 60 1-dr., 24 2-dr., 15 3-dr. | “ 99 “ |
| No. 3 | “ 48 2-dr., 30 3-dr. | “ 78 “ |
| No. 4 | “ 30 1-dr., 48 2-dr., 15 3-dr. | “ 93 “ |
- Price \$17.00 for any of the above sizes less 10 per cent.

B. Measuring 8 x 6½, 4 inches wide.



- | | | |
|--------|---|-------------------------|
| No. 11 | containing 18 2-dr., 11 3-dr., 9 4-dr., 7 6-dr. | in all 45 vials. |
| No. 12 | “ 22 1-dr., 18 2-dr., 22 3-dr. | “ 62 “ |
| No. 13 | “ 36 2-dr., 22 3-dr. | “ 58 “ |
| No. 14 | “ 18 2-dr., 11 ¾-dr., 14 6-dr. | “ 43 “ |
| No. 15 | “ 18 4-dr., 11 3-dr., 18 2-dr. | “ 47 “ |
- Price, \$12.00 for any one of these sizes less 10 per cent.

TO THE MEDICAL PROFESSION.

MALTINE "is superior in therapeutic and nutritive value to any Extract of Malt made from Barley alone, or from any one variety of grain."

MALTINE "is nutritive to every tissue of the body from bone to brain." PROF. R. OGDEN DOREMUS, NEW YORK.

MALTINE "contains, unimpaired and in a highly concentrated form, the whole of the valuable materials which it is possible to extract from either malted Wheat, malted Oats or malted Barley." PROF. JOHN ATTFIELD, LONDON.

"Wheat must be considered as by far the most nutritious of all Grains."—*Physiology of Man.*

PROF. AUSTIN FLINT, JR., NEW YORK.

"Barley and Rye are inferior in nutritive power to any of the other cereals." PROF. THOS. KING CHAMBERS, LONDON.

Our experience of many years as Manufacturing Pharmacists has brought us in daily contact with those engaged in prescribing, and has afforded us advantages for study, experiment and practical development, which have engaged our most critical attention in perfecting new and more efficacious agents for physicians' use in the control and subjection of disease, and we assure the Medical Profession that in no instance shall we attempt to arrest their attention except we have some production worthy of their highest consideration.

Before we began the manufacture of MALTINE we analyzed the various Extracts of Malt manufactured in this country and Europe. We found that many of them had a burnt taste and smell, and dark appearance, and were deficient in many essential elements that they should contain, owing to the excessive heat employed. Most of these preparations had probably been evaporated, or the grain mashed, at a temperature of 212° Fahr., and consequently the Albuminoids and Diastase were almost entirely destroyed, and the other nutritive properties much impaired. This cannot be otherwise when the German formula is followed, for it directs that the extracts shall be heated to 212° Fahr. (*see formula for Malt Extract, German Pharmacopœia, fol. 124*). This led us to a series of experiments to ascertain whether a preparation could not be produced that would contain the nutritive properties of the grain unimpaired. Further research developed the fact that malted Barley was deficient in most of the essential elements of nutrition, while Wheat and Oats contain much larger proportions of Gluten or

nitrogenous principles, than any of the other cereals. These experiments led us to the production of an extract from malted Barley, Wheat and Oats, which we call MALTINE, for brevity, and which contains all the elements of nutrition, in the proportions required by the human organism, unimpaired by heat; our evaporation being conducted *in vacuo* at 110° Fahr.

MALTINE is rapidly taking the place of Extracts of Malt in Europe as well as in this country, and will unquestionably be used far more extensively throughout the world by the Medical Profession.

We are confident that a practical test of MALTINE will convince any practitioner that we justly make the following claims, viz.:

First: That Wheat and Oats are much richer in alimentary principles than Barley, and that it is only in a combination of these cereals, in the proper proportions, that a perfect preparation can be produced.

Second: That our process for extracting the nutritive elements unimpaired is far superior to the German.

Third: That MALTINE possesses three times the nutritive and therapeutical value of any Extract of Malt in the market.

Fourth: That it is the only perfect food remedy ever offered to the Medical Profession.

From our experience during the past fifteen years in closely watching the success of and new remedies among the Medical Profession, we feel the utmost confidence in claiming that MALTINE and its compounds can be used with more positive results than any preparation now known, in cases of Dyspepsia attended with general Debility, Imperfect Nutrition and Deficient Lactation; Affections of the lungs and throat, such as Phthisis, Coughs, Colds, Hoarseness. Irritation of the Mucous Membranes, and Difficult Expectoration; Cholera Infantum and wasting diseases of Children and Adults; Convalescence from Fevers, general and nervous Debility, and whenever it is necessary to increase the vital forces and build up the system.

MALTINE, and all productions of our house, are kept strictly and invariably in the hands of the Medical Profession.

Faithfully yours,

REED & CARNRICK,

196 & 198 FULTON STREET,

NEW YORK.

composed of Western and Southern men, and in it should their best efforts be put. Never before has it been in so good condition, and it is the duty of every man interested in the cause and spread of his practice to join in making this yet larger and more powerful. A large number will join this year, and on our individual efforts depends the increase in the roll. Much solid work will be done, to say nothing of the social part of the entertainment, which will be unexceptionable. Earnest men will make this an earnest thing.

Quillaya Saponaria.

The California physicians have, for some time past, used a new drug, called *Quillaya saponaria*. It has gained quite a reputation throughout the West as a certain remedy in common colds and in influenza.

As a separate plant it has never, so far as I know, been proved. But its alkaloid, *Saponin*, has received a thorough examination by Dr. Hills, of New York.

The *Quillaya* is a genus of plants belonging to the order *Rosaceæ*. The bark of some of the species, notably of the *Quillaya saponaria*, is used in South America, and quite generally, too, among the Spaniards, Mexicans, etc., in California, as a substitute for soap. Its saponaceous qualities are due to the *Saponin*, contained in the bark.

Dr. William Bœricke, who for eight years had charge of the San Francisco pharmacy, informs me that he had frequent calls for the tincture of the *Quillaya*, and that several physicians have pronounced it an invaluable drug in the beginning of coryza and sore throat. He adds his personal experience also in its favor. It is claimed to cure when there are sneezing, stuffed feeling in the nose, soreness and rawness in the throat, aching all over the body, etc.

Now, in the absence of proving of the individual plant itself, our next best thing is to examine into the produced symptoms of the *Saponin*.

In the *New York State Transactions*, 1875, Dr. Hills records that *Saponin*, when locally applied to the heart, retards its action, like *Digitalis*. When applied to muscles, it paralyzes them. Given in appreciable doses to act, it caused dysphagia, settling of mucous in the larynx, flow of saliva, loose cough

clay-colored, but formed stools, or green and offensive; stupidity and inclination to keep quiet. Death is said to result from paralysis of respiratory centres, of cardiac nerves, and of the muscles.

It has been used accordingly for local anæsthesia, consistently with its recorded symptoms of fornication, numbness. etc.

The depressing effects of the drug account for the general soreness and want of energy, and remind us of *Gelsemium*, which, too, is indispensable in catarrhs, occurring in spring and summer, when the heat so depresses both the muscular and nervous systems. It would seem, that the *Quillaya* ought to relieve colds, which are produced by a damp, relaxing atmosphere, such as is common enough in our latitude, from May to mid June, and from mid August to far into October, or even November. It exhibits quite a contrast to *Aconite*, *Nux Vomica*, *Belladonna*, *Cepa*, etc., but seems to accord with *Ferrum*, *Gelsemium*, *Mercurius*, *Ipecac*, *Bryonia*, *Carbo veg.*, etc.

Like *Nux vomica*, it is said to be adapted mainly to the initiation of a cold; but the *Nux* is curative when the cause of the cold is exposure to dry, cold air, sitting or lying on cold stones, etc. Like *Mercurius*, there are rawness and soreness in nose and throat, and general muscular soreness; but *Mercury* suits late in catarrh, when the discharge is thick, yellow, or green; or, in the beginning, after exposure to wet, to damp evening air, to foggy weather, and when the discharge is watery, burning, and excoriating. There is, also, generally present fever and sweat, the latter exhausting rather than relieving the patient. Like *Gelsemium*, the *Saponin (Quillaya)*, cures colds contracted in warm, relaxing weather. Both have muscular languor, desire for rest and quiet, general bruised feeling, even of the eyeballs, etc. The one, however, has more a stuffed sensation in the nose; the other, the *Gelsemium*, cures a fluent, excoriating coryza; and there is generally neuralgia of the face, and even of the head, with pains rising from the occiput to the forehead.—E. A. FARINGTON, M. D., in *Hahnemannian Monthly*.

Nuphar Lutea.

In painless morning diarrhœa, in some cases obstinate, particularly when the attacks come early in the morning and unattended with much pain or griping, 2nd or 3rd dec. seems to answer best.—HALLE'S REMEDIES.

Angina Pectoris.

By Dr. Klapka, Translated by G. Allen, M. D. from the *Rev. Hom. Belge.*

TREATMENT.—From a therapeutic point of view it is very important to have well in mind the collection of the symptoms, objective and subjective, which indicate the severity, the period, and the variety of the disease.

In view of the large number of cases that have presented themselves to my observation, I have believed it my duty to make researches in order to find remedies capable of relieving and even curing this terrible malady when not too far advanced.

As I have said before, stenocardia with venous stasis is characterized by palpitation of the heart produced by walking in the open air, and which is increased in proportion as one continues to walk. A remarkable thing is that these patients can walk for hours together in a close room without experiencing the slightest inconvenience. When going into the open air and attempting to walk, they feel a pressure at the middle of the sternum; as they advance a few steps, dyspnœa and palpitation of the heart occur; pulsation is felt all through the body, and especially in the carotid and temporal arteries; the face and ears become deep red, and if the unhappy patient forces himself to continue walking, he risks being stricken with apoplexy.

Against this condition I prescribed for several years *Belladonna* and *Glondine*, because I had in view only the cerebral congestion. I obtained only partial success. I was able to moderate for a time the venous stasis, but it recurred later, and I was forced to seek another medicine which would bring about a more durable amelioration. I perceived that venous stasis was dependent upon the palpitation of the heart; that the more violent this became, the more the dyspnœa and thoracic constriction were augmented. When the cardiac movements became moderate the intensity of the other symptoms was diminished. It was this which led me to try, about four years since, *Aurum mur.* 3, a medicine the success of which surpassed all my hopes. After a few doses, the palpitation of the heart, the thoracic constriction, the dyspnœa and symptoms of venous stasis were diminished to that degree that the patient could take long walks in the open air without inconvenience. Even when there were already attacks of asthma and dilatation of the heart present I have caused so great amelioration that I am

able to say that *Aurum mur.* has specific action in this malady as certain as *Spigelia* in endocarditis. It would seem that the motor nerves were acted upon and indued with new muscular vigor. All the symptoms we have enumerated above are found in the pathogenesis of *Aurum mur.* This is the secret of the success attending the use of this medicine. I have even tried it in Basedow's disease and have only praise for the results. I prescribe *Aurum mur.* 3x, two doses a day, and when the use of the medicine is likely to be prolonged, I administer concurrently *Glonoine* 3, in order that the patient may not habituate himself to the action of the gold, its action being exhausted by too long use.

In the gastralgie or *Crampoide* form of stenocardia the patients experience not only sternal pressure and dyspnoea when they walk, but also a continued pressure at the pit of the stomach; that pressure which appears to act from without inward, producing a sensation as if there were a ball at the epigastrium; there are empty eructations, great precordial anguish, a paralytic pain in the left arm, the neck, and nape of the neck. These symptoms indicate that the cardiac plexus is attacked, and that from here the malady extends to the gastric plexus, the brachial plexus, and even the cervical plexus. An attack of asthma may occur which puts the patient in great anguish. In the preceding form (venous stasis) it is interference with the circulation which occupies the chief role. In this form, on the contrary, there is disturbance of nervous function. In the first apoplexy is to be feared; in the second a fatal paralysis of the heart may occur. Experience teaches me that these forms are perfectly distinct, and I have never seen them change from one into the other.

v *Agaricus Muscarius* is as powerful in the gastralgie form as gold in the first form of the affection. It relieves and prevents even cases the most severe accompanied by attacks of asthma. After a few doses a greater part of the symptoms grow better, and the patient is free from them for quite a time. I employ the third decimal dilution of this remedy, two doses a day, diminishing the dose as amelioration occurs. It is not well to employ it for too long a time, as the organism becomes accustomed to it. It is necessary from time to time, to give an incurrent remedy; I employ for this purpose *Kali carb.* 6, the action of which

is, however, analogous to the first. This alternation is not always necessary, one of these two medicines, according to the case, often sufficing for a cure. *Agaricus* and *Kali carb.* are the most important medicines for this form of the malady; but I do not intend thus to limit the choice of medicines. There are patients who, instead of *Kali carb.*, ought to make use of *Carbo vegetabilis*, *Lactuca virosa* or *Lycopodium*, according as tympanites, pressure upon the vertebral column, or difficulty in urinating, are the predominant symptoms. But *Agaricus* remains the principal remedy, and it alone is able to give good results.

We now come to the spinal or syncopal form; at the same time with the spinal pressure and dyspnœa is felt a pressure between the shoulders which corresponds to the sternal pressure; it is as if the thorax were held by an iron band; the patient is pale, weak and trembling with anguish; he has a small, irregular, intermittent pulse, is often covered with cold sweat, and threatens to fall in a faint.

This variety is oftenest observed in those who have become thin after having been corpulent, in persons whose health is impaired in consequence of grief, reverses, or as the result of excessive venereal indulgence; almost always such patients are emaciated, have little muscular force, are pale and cold. While walking, even in a close apartment, they are seized with dyspnœa and asthma, because motion brings about that thoracic constriction of which we have just spoken; they are better at rest because motion renews the oppression. With some of these patients, particularly those who have been given to venereal excesses, it is the painful pressure at the back which predominates, this extends toward the sternum; the accessions of dyspnœa and asthma occur later. By physical exploration one discovers dilatation of the right ventricle, feeble impulse of the heart, no abnormal sounds, but irregular and intermitting beats; often the appetite is impaired, the urine diminished; there is a tendency to dropsical swellings. Here there is cardiac debility rather than fatty degeneration; paralysis of the heart is not so much to be feared as in the preceding forms, but symptoms occur which depend upon feebleness of the heart and circulation—hyperæmia, venous stasis, dropsy, etc.

Sambucus l. Two doses a day is the remedy for this form of

the malady, when it is accompanied by marasmus and some spermatorrhea. Often at the end of a few days we notice a diminution of the pressure upon the sternum and between the shoulders, of the dyspnoea, and even the asthmatic attacks. As an alternate medicine I employ *Phosphorus* 3, same dose when the symptoms of pressure are felt at the side of the sternum; when these manifest themselves chiefly between the shoulders, I accord the preference to *Petroleum* 3. I change the medicine every eight or twelve days. I have sometimes employed with success in these cases *Kali carb.* 6 as an alternate medicine. When there is marasmus I consider the employment of *Chinin Sulph* 1, two or three doses a day, as indispensable. This remedy possesses great value when there have been venereal excesses. Let me say, however, that its action is not profound, only symptomatic, and it is necessary to employ other medicines at the same time, especially if asthmatic attacks predominate. *Phosphor.*, *Cuprum*, *Ipec.*, *Verat.*, etc. Against the dropsy, cyanosis and symptoms of venous hyperæmia, I make use of *Arsenicum* 3 or *Lachesis* 3, or *Chinin. arsenicos* 1. *Nux vom.* 3 and *Carbo veg.* 6 may be used advantageously for the want of appetite and abdominal distension.

There occurs frequently a weakness in consequence of disturbed circulation; the use of restoratives then becomes necessary in order to stimulate the contractility of the heart—two or three spoonfuls of malaga, of madeira, or of port, which the patient should have always at hand in case of necessity.

The food should be free from fats. As a drink, *l'eau rouge* (1 part wine, 3 parts water). Should there be disgust for solid food, soups with eggs and farinaceous articles in small quantities may be given according to desire, but always *l'eau rouge*. Beer, which develops intestinal gases, should be proscribed. Often the patients experience weakness of the limbs and require frictions. I always prescribe in such cases, for external use, the same remedies that I am using internally, dissolved in alcohol or brandy.—*Hom. Times.*

Report on Advances in Chemistry.

Under the head of "Materia Medica" in this report, Dr. Robinson calls attention to the contributions to the list of materia medica within the last year or two. *Araroba*, or Goa powder as a remedy particularly for psoriasis. Its active prin-

ciple is *crysophanic acid*. It has a considerable range of usefulness and is now well indorsed as valuable.

It will be interesting to remember that our common *yellow dock*—"rumex," that has enjoyed a certain amount of reputation among domestic remedies, as a remedy for cutaneous diseases, such as ring-worm, itch, etc., is found to be rich in this same *crysophanic acid*. \checkmark *Thymol* obtained from oil of thyme, has become a popular antiseptic and disinfectant. It is one of the few new remedies that meet with approbation in the pages of the *National Dispensary*, last edition. It has many advantages over *carbolic acid*. An ointment of it (30 grains to the ounce), is recommended as a substitute for the obnoxious tar ointment in all cases where the latter might be efficacious.

Sodium Alcohol, or *Sodium ethylate* is a most convenient caustic. Laid on dry parts of the body, it is comparatively inert; but so soon as the parts to which it may be applied give up a little moisture, its caustic action can be observed. Its action can be regulated within any limit, and when too severe can be checked by a few drops of *Chloroform*, which decompose it into an inert chloride salt and an ether. Dr. Richardson finds in his practice the best success in these forms of disease, viz: cutaneous nævus, lupus, and malignant ulcer.

Eserine is one of the alkaloids of the calabar bean. It is most commonly used in the form of a neutral salt—the *sulphate of Eserine*.

It is a *myotic*, and its local effects are antagonistic to *atropine* and *duboisine*.

\checkmark *Pilocarpin* is the active principle of *jaborandi*. Its two salts—the *muriate* and *nitrate* are both used, but more especially the former. The action of this drug has been so freely reviewed of late, that it may be passed with the mere allusion.—*Physicians' and Surgeons' Investigator*.

Differentiation of Three Forms of Puerperal Diseases.

SEPTICÆMIA.—Slight or no chill; temperature 100° to 106° 107°. Temperature falls rapidly before a fatal termination, and may rise again immediately after death. Significant absence of pain. Patient dull, heavy, even comatose; wandering, but never violent delirium; diarrhœa. Vomiting in severe cases;

thirst; tongue dry. Sweat often profuse at first, but skin dry and flabby, later.

PYÆMIA.—Repeated chills. Rapid rise in temperature, reaching its height at the end of the chill. Skin feels cold. Dry heat and then sweat. Face leaden or yellow, while in septicæmia cheeks are dark scarlet. Rapid emaciation. Abscesses, purulent effusions into joints, etc. Chill, often slight, rarely repeated.

PURPERAL FEVER.—Sudden development of abdominal pains, vague and uncertain as to seat, though often beginning in the hypogastrium. These pains are seldom absent. Abdominal walls soft, with not much distension, hence different from idiopathic peritonitis. Can lie on either side generally. Rapid gaseous distension of abdomen just before death. Temperature 102° to 106°. The oscillations in heat are increased when pyæmia is combined, and the temperature exceedingly high when septicæmia is also present. Great frequency of the pulse; a constant symptom, 110 to 160 per minute. Respirations 24 to 60. Tongue moist, white, and often indented by the teeth; dry and cracked only when patient keeps the mouth open. Delirium slight; generally she is tranquil during the day, though excited at night. Vomit dark, greenish, bilious. Hiccough, diarrhœa. Lochia may be increased or diminished, fetid or not. In fatal cases death often ensues on the fourth or fifth day—*See DR. BARKER'S Puerperal Diseases.*

On Intestinal Obstruction.

1. When a child suddenly shows the symptoms of intestinal occlusion, it is not probable that it suffers from invagination or peritonitis. 2. In a senile person the diagnosis would be obstruction from fæcal masses or carcinoma. 3. During the middle age the causes of occlusion are manifold, but invagination and carcinoma are rare. 4. Invagination reveals itself by difficult defecation, by the presence of blood and mucus in the discharges, by the incomplete constipation and by the presence of a half-soft tumor, which can be felt by palpation of the abdominal walls or by rectal examination. 5. During invagination the abdominal wall is usually relaxed, and there is only slight meteorismus, the invaginated part may be detected with the aid of anæsthesia. 6. A carcinomatous affection may be supposed where an old person has shown for some time abdominal dis

turbances or periods of transient constipation. When the patient between the attacks of obstruction enjoys good health for a long time, we may suppose the presence of an abnormal diverticle, or of a cord, formed by old adhesions, or of a piece of intestine extended in the form of a pocket or a volvulus. 8. When from the beginning of an occlusion the abdomen becomes hard and distended, it is nearly certain that we have to deal with a peritonitis. 9. Where we see the movements of the intestines through the abdominal walls, we may be nearly certain that there is no peritonitis. This symptom is especially observed in lean individuals, who have an old occlusion in the colon. 10. The tendency to vomiting stands in proportional relation to the closeness of the seat of obstruction in the stomach, to the narrowness of the obstructed spot and to the quantity of nourishment and drugs given per os. 11. Vomiting is absent where the obstruction has its seat in colon or rectum. 12. Severe inclination to vomit and bilious vomiting are worse in hepatic and nephritic colic than in intestinal occlusion. 13. Vomiting of faecal masses are only observed in those cases, where the seat of the occlusion is not seated too deeply; where it appears early, it is an unfavorable symptom, showing a high-graded occlusion. 14. The introduction of the hand in the rectum according to the method of Simon is often valuable.—**DR. HUTCHINSON** in *W. M. W.*, 38, 1879.

Indolent Ulcers.

Of these I have had quite a number to treat within a few years, and never failed to perfect a cure. Treatment: cleanse the ulcer with warm water and strong carbolic soap. Apply locally a powder of 1st trit. of *Merc. dulc.* and prepared chalk. Then apply strips of adhesive plaster as recommended by Dr. Helmuth; bandage the limb from toes upward, and give internally the indicated remedy—generally *Lach.* 30 or *Ars.* 30. Occasionally I vary the treatment, but almost invariably find the above sufficient to effect a cure. The dressing is renewed every two or three days. After the ulcer is healed (if on the leg) an elastic stocking is indispensable to prevent a recurrence of the trouble. Our most prominent Allopathic physicians here pronounce these cases incurable.—**F. R. SCHMUCKER, A.M., M.D.**, in *Am. Homœopath.*

Cholera Infantum.

- ✓ *Kreosote.* In cholera infantum its sphere is in the second and third stages, with bloody, shreddy, mucus evacuations, with or without oppressiveness, gagging, dull, leaden countenance, somnolence, incipient hydrocephaloid. (Stevenson, M. I. vol. vi, p. 598.)—*Hom. Times.*
-

✓ **Melilotus officinalis.**

Melilotus officinalis. Among the principal symptoms noted from a proving of this remedy were violent congestion of the head; profuse and frequent epistaxis; dry cough; palpitation of the heart; extreme nervousness; loss of memory; confusion of thought; looseness of the stomach. I have given this remedy at least a hundred times in nervous diseases, congestions of the head, and neuralgia, and it has never failed to relieve, or cure, in less than five minutes. Its action is almost instantaneous, and seems to be permanent. (G. W. Bowen, Bib. Hom., vol. ix, p. 30.)

- ✓ — — I gave *Melilotus* in the case of a child of seven years afflicted with that form of typhoid fever called stupid. The child for fifteen days had hardly given any sign of life; it was deaf, dumb, motionless, almost without pulse, and troubled with a colliquative diarrhœa, which was mixed with blood, and passed involuntarily. I gave the first trituration of *Melilotus*, dissolved in a glass of water. Within five minutes after taking the first spoonful the child raised its head and recognized its father. From that moment mind, hearing and speech were steadily recovered, though several weeks were required for a complete cure. (Ozanam, Bib. Hom., vol. ix, p. 31.)—*Hom. Times.*
-

A Powerful Disinfectant.

- ✓ *Chloride of Lead* is said to be the most powerful, safe, and economical deodorizer and disinfectant known. To prepare it for use on a small scale, for ordinary purposes, take half a drachm of the *Nitrate of Lead*, and dissolve it in one pint of hot water; dissolve two drachms of common salt in two gallons of water, and mix the solutions; this forms a solution of *Chloride of Lead*.—*Investigator*,

✓ **Sanguinaria in Abnormal Menstruation.**

Dr. Hale, in the *Hom. Journal of Obstetrics* calls attention to this drug in menstrual abnormalities, giving the higher dilutions for primary, and lower dilutions for the secondary symptoms. He uses the *Nitrate S.* when *Sang.* fails, or when with *S.* symptoms *Nitric acid* appears indicated. He advises it also as a local application in fungoid granulations of the os, polypoid excrescences and indolent ulcerations. In chronic endometritis and endo-cervicitis with bleeding granulated surface, the 3x dil. of the *Nit.* applied directly is better than *Chromic* or *Nit. acid.*

Apis in Trichinosis.

On account of the rheumatic pains so characteristic in trichinosis, we admit it here as a sort of appendix.

C. Hering remarks in an article, *Allg. Zeit.*, July 4th, 1864: He, who according to Hahnemann's teachings puts down the symptoms of trichinosis, and compares them according to their degree, with the symptoms in our *Materia Medica*, will be drawn to *Apis*. The œdema of the face, especially of the eyelids, without redness and pain, the photophobia, the reddened conjunctiva, the watery discharge from the eyes, as well as the bloated, painful abdomen, the hoarseness and painfulness when talking, the excessive painfulness, especially to the touch and slightest pressure, the sensitiveness of the skin to the least pressure, the furuncles and glandular inflammations, the dropping off of the nails, the general anasarca, with œdema of the thighs, are all symptoms found in trichinosis as well as in the pathogenesis of *Apis*. Only in trichinosis the œdema spreads from above downwards, and here it differs from *Apis*. All chronic cases of poisoning, when they produce œdema, always begin below.—*North American Journal.*

Quebracho.

✓ Professor Pribram, of Prague, used this remedy in six cases of emphysema and chronic bronchial catarrh. The patients took daily two teaspoonfuls of *Ext. quebracho aquosum* (10 of the pulverized bark with 100 Alcohol, extracted, filtered, evaporated, dissolved in water, again evaporated to dryness, and dissolved in 20 water). He finds it a most valuable palliative in

emphysema, bronchial catarrh, and dyspnœa from pleuritis. Though given for several days it never disturbs digestion or the beats of the heart, nor does it produce motory paralysis or weakness.

Dr. J. Krauth employed it in two cases of cardiac hypertrophy in its last stage, with dropsical exudations in the cavities and general œdema, severe dyspnœa, and great debility; in three cases of morbus Brightii after scarlatina; in one case of tuberculosis with œdematous dyspnœa; in a traumatic case, where the lung was punctured, with a bloody or serous exudation in the pleura and excessive dyspnœa. All received *Extr. quebracho aquosum* 5 grains with 25 aqua dest., and its rapid action on the breathing was wonderful. The dyspnœa disappeared rapidly, respiration became quiet and easy, so that I consider it my duty to lead the attention of my colleagues to this drug. Though I cannot change tuberculosis or cardiac defects, the relief thus given to the tortured patient is a benefit to the sufferer as well as to the attending physician. He uses the solutio Aquosa 1 to 25, or a tincture, 1 to 10 Alcohol, a teaspoonful every three hours.—*Allg. Med. Central Zeitung*, No. 12, 1880.

NOTE BY THE TRANSLATOR.—How often have we all witnessed this want of breath, which Hufeland so beautifully describes, when he listened to the patient's cry for air: "Give me air, only a little more air," and for which he knew no other remedy than *Opium*, the sweet deceiver, lulling the sufferer to his doom. Many a good homœopathic physician stands equally lost at the bedside of his patient, and when his *Antimonium tart.*, *Arsen. iod.*, *Stannum*, *Carb. veg.*, *Digitalis*, *Moschus*, or any other remedy, not apparently, but well indicated, leaves him in the lurch, should he not feel justified, as an honest and conscientious physician, to take refuge in a promising palliative? Where a cure is out of the question, relief is a duty commanded by mere humanity. Liberty, but not licentiousness.

[A writer in the *Berliner Klin. Wochenschrift*, 10, March 8th, 1880, has produced dyspnœa in animals by administering *Quebracho* in large doses; thus indicating that the remarkable curative effects, above referred to, were homœopathic.—Eds.]—*The Hahnemannian Monthly*.

Dioscorea in Constipation.

The homœopathic preparation of the drug has served me well in treatment of summer diarrhœa of infants; stools light colored, frequent slimy flecked with mucus; *the child drawing in the abdomen while screaming with pain.* *Dioscorea* has met my need in spasmodic colic, characterized by pain which radiates from the umbilicus, with nausea and flatulence. It has relieved, *not cured*, the nausea which sometimes accompanies congestive dysmennorrhœa.—JULIA HOLMES SMITH, M. D., in *American Homœopath.*

Post-Nasal Abscess.

The article of Dr. Von Gottschalk, on "Retro-Pharyngeal Abscess," in the *March Gazette*, recalls a case of a man of forty years, who for some days suffered with many uncomfortable sensations about the posterior nares, soft palate, and pharynx, without visible inflammation. In these days we would use the rhinoscopic mirror. A number of well indicated remedies were given without improvement. He then received *Ferrum*, which is a prime remedy in nasal catarrh, and in a day or two he found entire relief by the spontaneous rupture of the abscess, for such it was.—J. C. MORGAN, M. D., in *New Eng. Med. Gaz.*

Some of the Virtues of Cimicifuga Racemosa.

CASE 1st.—Mrs. W., æt. 40, light complexioned, nervous temperament, subject to uterine disorders. I had prescribed for what I now think to have been myalgia of the diaphragm, *Puls.*, *Ipec. Bell.*, *Bry.*, *Nux.*, with not very much benefit. Finally I was called to see the patient whom I found in the following condition: She was in bed with eyes covered, and groaning with an intense headache which made her almost frantic, she could hardly describe it. Finally she said the pain began in the posterior cervical region and flew up like lightning to the top of the head and over to both eyes. She had taken cold the previous day while washing. I questioned her regarding other pains in the hypochondriac region, she said "they were severe, but did not mind them, her head was so much worse." These pains were of this nature, they would begin at the ensiform cartilage and run around upon the right side, then upon left and sometimes straight through to the back. The headache

made me think of *Cimicifuga*, which I gave her in 3 drop doses, 1x every hour. I saw her again in six hours, and she was very much better. Upon calling the following day I found she was entirely relieved from both headache and pain in hypochondria. Continued the remedy in 2x every 3 hours for two days, which completely relieved patient from every pain, with no return since, now three months.—A. B. AVERY, M.D., in *American Observer*.

✓ **Sepia in Pleuritis.**

Last year I treated a boy of six years, where the exudation had spread over the whole left chest. After using *Sepia*²⁰⁰ (Lehrman) for five days, I could only discover in the chest a small remnant of the exudation. Only a few days ago I cured a severe attack in a young woman with *Sepia*, where *Phosphorus*, though apparently indicated, failed.

I might give more cases, but this suffices, as I only desire to lead the attention of other physicians to this reprovng. May they compare symptoms 1005 to 1190 in Hahnemann's *Chronic Diseases*, and they will find justification for the use of *Sepia* in pleurisy. In regard to the doses, I use the thirtieth and two hundredth potency, especially as the latter acts very quickly and intensive. In some cases I give daily one or two doses for three or four days and stop, or I give one dose and wait. In chronic cases, threatening phthisis, I use one or two doses daily for some time. I do not doubt that low potencies of *Sepia* may also act well, and perhaps more favorably, where we have to deal especially with the product of the disease, just as *Sulphur*^s does in the latter stages of pneumonia. *Only I have no experience about it.* Individuality and age must be recognized as factors in the selection of high or low potencies, and general rules cannot be given.—DR. KUNKLE, in *Allg. Hom. Zeitung*. *Transl.* by S. LILIENTHAL, M. D.

Lacerated Cervix.

O. E. Herrick suggests a modification of Emmet's operation for lacerated cervix. He freshens the edges of the laceration, but instead of applying sutures as Emmet directs, he encircles the neck with a rubber ring or with several of the little rubber

loops that are found at the stationers' and are used for holding papers together.

He claims the following advantages from this modification of the operation: First, as about all the pain experienced during the operation is from the introduction of the sutures, if these are omitted, an anæsthetic may be dispensed with. Second, if the patient is not etherized, it is not absolutely necessary to have professional assistance, and one can operate upon patients that would not listen to such a proposition if strange physicians were to be present. Third, the parts are kept in just as close contact, and union takes place just as soon. Fourth, there is less danger of inflammation taking place in the parts. Fifth, there are no stitches to remove. Sixth, in slight cases patients may be operated upon at the office, and even without knowing that they are undergoing any important operation, as they are not obliged to keep their beds a single day on account of it.—*Medical and Surgical Reporter*, Jan. 17, 1880.

Confirmation of *Kalmia Latifolia*.

While treating Mrs. W— for dysmennorrhœa, complicated with enlargement of the heart, she took cold and was seized with rheumatic fever. *Aconite*, *Bryonia* and *Rhus* were given according to symptoms. After the fever subsided there remained certain pains which refused to yield to the above. These were tearing pains down the legs, worse at night and from cold, also sharp pains about the heart, left arm felt uncomfortable. The nature of the pain, so severe and yet unattended with swelling, fever or other signs of inflammation, led me to *Kalmia*. (See Dunham's lectures, vol. 1, p. 194). The 5c, a dose every three hours acted promptly and effectually.—E. A. FARRINGTON, in *Hom. Journal of Obstetrics*.

-
- ✓ SMALL CALCULI may be readily removed, according to M. le Dr. Mercier, by making the patient lie upon the belly when the small calculi fall by their weight into the anterior portion of the bladder. He is then to place himself gently "as upon four feet," and urinate in that position, when the calculi which have not had the opportunity to fall back into the cul-de-sac behind the prostate, are passed in the act of micturition.—*Le Progrès Médical*, February 7, 1880.

Doubtful Utility of the Hot Vaginal Douche.

Dr. A. Reeves, Jackson, formerly Surgeon in Chief of the Woman's Hospital of Illinois, writes to the *St. Louis Clinical Record*:

It would seem that, of all the local conditions demanding the especial effects which are attributed to hot water injections, none would be more likely to be benefited by them than vaginitis; yet I have not only been disappointed in every case of this disease in which I have used them, but I am sure that in some their employment is injurious.

Whether the good effects of this remedy in the treatment of uterine diseases have or have not been overrated, it is quite certain that there are some drawbacks to its use. For example, several patients have informed me that the douche was followed by great prostration, lasting, in some instances several hours. Others, again, have been obliged to abandon it entirely because of long-continued flushings of the face, and throbbing headache resulting from its use.

The experience of others may not correspond with my own, and I feel some hesitation in placing myself in a position not in accord with the popular opinion concerning this remedy, which at present, is so much in fashion. Nevertheless I am constrained to say that it has disappointed, in a great degree, the expectations I had formed of its great efficacy, and which were founded on high encomiums lavished upon it in various quarters.—*Monthly Review of Medicine and Pharmacy.*

The Tongue in Malarial Affections.

At the last meeting of the Medical Society of Delaware, Dr. Wm. Marshall exhibited some drawings showing a condition of the tongue, he believes pathognomonic of malaria. The middle of the tongue is coated with a dirty, brown fur, which thins off toward the point, where the color of the papillæ can be seen pressing through the attenuated coating, while on the side of the fur there are clean, smooth, depressed margins, having a bright red color. The sides or edges of the tongue are flattened, pinkish, and traversed by sharp lines, creating the impression to the eye of the observer that the parts are crenulated, striated, corrugated, puckered or crimped—either term having a shade

of appropriateness—but which, upon close inspection, will be found situated in the substance of the tongue, leaving the mucous membrane even and smooth to both sight and touch.—*Medical and Surgical Report*, January 17, 1880.

General Clinics.

CASE NO. 815.—Dec. 5th. Mr. P., aet. twenty-three; syphilitic ulcers in mouth. Twenty months ago had primary chancre, was treated by caustic applications, following which the disease of buccal cavity commenced. Again treated by local applications. Ulcers are now on internal surface of lips, tip and sides of tongue and roof of mouth; ptyalism; burning sensation; worse in bed; saliva stains yellow; pains are of a pricking, stabbing nature. *Nitric acid 1cm* on tongue; *Sac lac* pills to follow. Dec. 10th, slight improvement. *Sac lac.* to report in a month. Last of January met him on the street, when he reported himself well. Discharged cured of his folly.

CASE NO. 903.—Dec. 11th. Mr. G., aet. twenty-five. Phymosis, œdema, chancre on entire end of prepuce; phagdenic, lardaceous base, elevated edge. *Merc. 1cm* on tongue. Dec. 19th, much better. *Sac lac.* Feb. 2d, hardly any signs of disease. *Sac lac.*, with instructions to report later. Have not seen him since.—*Cin. Med. Advance.*

Whooping Cough.

✓ *Coccus cacti.* In whooping cough, as well as some other coughs, which are worse at six or seven in the morning, or on first waking or rising. I have repeatedly witnessed the rapid relief it gives. The cough in such cases is in paroxysms, which do not cease till a quantity of tenacious mucus' is raised. Here again I notice a curious fact, that one of the most popular prescriptions for whooping cough is a mixture of *Cochineal* and *Salt of Tartar*, the latter being one *Kali Carbonicum*, the action of which on cough, is worse at three, four, or five in the morning. (A. C. Clifton, H. R., vol. xxi, p. 534.)

✓ *Drosera.* This remedy is indicated when the cough comes in spells, with intervals of greatest duration between. The cough during these intervals is short, not exhausting, and hardly noticed by the patient, in comparison to the discomfort endured in one of the accessions. At the beginning of the disease the

attacks are moderate and of short duration, but augment in intensity as it runs its course. One cough follows another without interruption, and, if the patient is lying down, forces him to sit up. It commences always with a sensation of tickling, and some quick inspirations, which increase in intensity until the respiration may be heard at a distance, and finally, in from a few minutes to a quarter of an hour or more, the fit of coughing terminates by the patient vomiting some mucus, less frequently food, or by some eructations. The cough seems to come from a great depth, shaking the whole body. It often comes on at night, and is worse while lying down. (Chauvet, *Bib. Hom.* vol. ix, p. 154.)—*Homœopathic Times*.

Ingrowing Toenail.

✓ In the *Chicago Medical Journal and Examiner*, Dr. Andrews gives the following operation, as that of a chiropodist, named Williams: He neither extracts the nail nor slices off the overlapping flesh, but cuts out a narrow ellipse of tissue near the nail and parallel to its border, claiming that the border itself, where it rests against the edge of the nail, has its special structure adapted to its location, and ought not to be sacrificed. The removal of the strip of flesh being accomplished, he brings the edges of the wound together with fine sutures, thus drawing the border away from the nail and effecting a cure.—*Med. Bi-Weekly*.

The annual pilgrimage to Mecca which always gives rise to uneasiness among European Governments has just terminated without untoward occurrence. This result seems to be due to the fact that the pilgrimage this year coincided with the cold season (the period of the festival advancing a month each year) but when it is found coinciding with warm weather, danger of epidemics will be greater than ever. To convey an idea of the number of persons who make the journey to Mecca it may be said 42,000 pilgrims passed by Mount Ararat, December 14th, to Djeddah, a port on the Red Sea, and 20,000 to Suez on the 12th of the same month, all being in good health. No sanitary precautions are observed, in spite of stipulations to the contrary, and the valley of Mina, wherein the pilgrims pass three entire days in order to make their sacrifices, abounds with remains of animals and filth of every kind.—*Union Medicale*.

Rhus Aromatica.

Diseases of the kidney (except, perhaps, Bright's disease) are promptly controlled by the *Rhus*. Enuresis, dribbling of urine in children and adults, diabetes, hæmorrhage of kidneys and bladder, etc.

It is highly recommended for dysentery chronic diarrhœa, summer diseases of children, etc. Dose, 3 to 15 drops four to six times a day according to age and circumstances. J. T. McClenahan of Booneville, Mo., has the credit of being the first to introduce the *Rhus* to the profession. I have used it almost daily the past two months (in urinary troubles only) with most excellent results. Try it; it does not fail. Let us hear from others. Pass it around.

H. HOLT, M. D., Brooklyn, N. Y.

Therapeutic Jottings.

CASE 1.—Lady, nervous temperament, after over-use of eyes, complained of dimness of vision, with pain and aching of the eye-balls; was unable to use eyes for continuous exertion. *Ruta grav.* 30 gave prompt relief.

CASE 2.—Man, nervo-sanguine temperament, addicted to reading by gaslight, had weakness of sight; eyes red and blood-vessels prominent; eyes were also sore to touch, becoming more so and accompanied by aching from use. *Macrotin* 3, powder four times a day, relieved.

CASE 6.—Man over 70 years of age had seven years since had pneumonia. Since that time had dry, irritating cough, arising from tickling in the larynx; was always worse in cold weather, and was particularly troublesome at night, when it became paroxysmal and incessant. During the day it was infrequent. Had taken numerous allopathic mixtures without any permanent benefit. *Cuprum acet.* 3 greatly ameliorated, breaking up the paroxysmal nature of the cough, and *Conium* 30 completed the cure.

CASE 8.—Man had after shaving, eruption of chin; eruption was in patches, with exudation forming yellowish crusts, accompanied with much itching. *Graphites* 30 and a topical application of *Chelidonium* (3 ss); *Glycerine* (oz. j), and *Rose water* (oz. ijss) speedily effected a cure.—GEO. M. OCKFORD, M.D., in *American Homœopath.*

The Missouri Institute of Homœopathy.

Held its annual Convention at Hannibal, June 5d and 3d. It was a very successful meeting being largely attended. Dr. P. G. Valentine delivered a very able address in the evening, on "Popular Errors Concerning Homœopathy," to a large audience. D. T. Abell, M. D., was elected President; C. J. Burgher, M.D. Vice-President; W. D. Foster, M.D., H. W. Westover, M.D., Secretaries; P. G. Valentine, M. D., Treasurer; J. M. Kershaw, M. D., H. W. Westover, M. D., J. W. Primm, M. D., Board of Commissioners. Sweet Springs was chosed for next place of meeting.

Pilocarpine.

✓ It is reported in the *Moniteur Scientifique* that Dr. G. Schmitz's hypodermic injections of *pilocarpine* in certain diseases of the eye, had not only the effect of curing the diseases, but of restoring the hair on the heads of the patients. One man, aged sixty, was quite bald, and was suffering from double cataract. Three injections of *pilocarpine* were performed in fourteen days. The membrane over the pupil of the eye disappeared, and the head first became covered with a thick down, and then with an abundant crop of partly white and partly black hair. Another patient, aged thirty-four, had detachment of the retina, and was bald on the top of his head. Two injections cured his eye and reproduced his hair.

Book Reviews.

"Pathogenetic Outlines of Homœopathic Drugs." By DR. CARL HEINIGKE
Trans. by EMILE TEITZE, M. D. Boericke & Tafel.

Quite in contrast with the *Materia Medica* of Hering, Allen and Jessen comes this one of Dr. Heinigke, presenting the subject in a manner that will delight the mind of an anti-symptomatologist. It is a generalized *Materia Medica* from an anatomic pathological standpoint, ignoring the characteristic symptomatology *in toto*. It is not without its valuable place in the study of this branch of medicine and may be rightly considered as the introduction to the minute difference of drugs, as we get

first a general idea of a picture, second a comprehension of its parts. This book will find favor with many in the homœopathic school. Each drug is treated separately, stating first its active principle, the preparation, duration of action, and antidotes; then the generalities, then the general effects on the nervous system, with the subdivisions of brain and cerebral nerves, sight, hearing, etc. The organs of circulation, respiration, etc., follow with a brief résumé of its employment among the sick, giving the nearest approach to characteristic indications we have in any part of the work. It will prove a valuable work to place in the hands of a beginner in the study of homœopathic *Materia Medica*. The translator has presented the text clearly and in a scholarly manner.

“A System of Medicine.” Edited by J. RUSSEL REYNOLDS. With numerous Additions and Illustrations by HENRY HARTSHORNE, A. M., M. D. Vol. 3rd. II. C. Lea, Son & Co.

We have already called attention to this valuable work in a previous issue. The set of 3 volumes is now complete, Vol. 3 including diseases of the digestive, blood, glandular, urinary, reproductive and cutaneous systems. This set forms a collection of essays by the most distinguished of English writers on medical subjects, giving in 3 volumes the most advanced views on the medical topics of which they treat. It is almost superfluous to speak of the merits of this work. It unites with its recognized character the very desirable element of cheapness, a point by no means to be disregarded. The 3 volumes make a very desirable addition to the library of every reading physician. J. H. Chambers, St. Louis, is the Western agent for this work.

“A Treatise on Foreign Bodies in Surgical Practice.” By ALFRED POULET, M. D. 2 Vols.

A branch of surgical therapeutics is here presented, embracing every possible condition in which the various cavities of the human body can contain foreign objects. Not only is the diagnosis made plain, but the method of removal by surgical and other means. The author is evidently well up in his ideas, and presents a series of observed cases which lead us to conclude he has had unusual opportunities for the study of this subject.

"The Venereal Diseases, Including Stricture of the Male Urethra." By E. L. KEYES, M. D. Wm. Wood & Co., New York.

The writings of Dr. Keyes on Syphilis are already familiar to most medical men. In this volume he incorporates the views which he has formerly expressed in his writings which are scattered through journals, books and essays. He clings to the duality of the true syphilis and chancroid, and denies that the chancroid can be obtained from the products of syphilitic early or late lesions. He advocates the tonic treatment of syphilis, but prefers the dose to be *smaller* and continued over a longer space of time, and he condemns the wholesale cutting of the urethra which has of late become so much in vogue, and he further advises individualizing each case and the avoidance of routine treatment. Nothing could be more sound or practical.

"A Hand-Book of Physical diagnosis, Comprising the Throat, Thorax and Abdomen." By DR. PAUL GUTTMAN. Translated by ALEX NAPIER, M. D. Wm. Wood & Co., N. Y.

This work presents in a concise and condensed manner the signs and methods of diagnoses of disease, being fully illustrated with cuts descriptive of instruments in use. It is a work of most practical character and up to the standard of the latest discoveries.

The above 3 volumes, which have been briefly noted, are the first four of Woods Library of Standard Authors for 1880. The great success which has attended the efforts of Wood & Co., of New York, during 1879, to place within the reach of all a series of medical works which shall be undoubted in respect to authority and ability, has induced them to issue a second series for 1880, presenting in many respects features superior to the preceding library. The typography is much improved, and the reading matter largely increased. Four volumes have already been issued, on the subjects mentioned, and one volume per month is to follow. This enterprise, to cheapen medical publications is most commendable and should meet the hearty support and encouragement of every physician. These works can only be obtained by subscription.

C. C. Pease, 514 Olive St., is the Western agent for Wm. Woods' publications.

List of Journals.

North American Journal of Homœopathy (Quarterly).—Editor, S. Lilienthal, M. D. Publishers, Boericke & Tafel, New York. Price, \$4 per vol., or 4 Nos. Volume commences in August.

American Homœopath. (Monthly).—Editors, Charles E. Blumenthal, M. D. Arthur T. Hills, M.D. Publishers, A. L. Chatterton & Co., New York. \$2 for 2 vols 12 Nos. Volume commences in January and July.

United States Medical Investigator. (Semi-Monthly). Editor, T. C. Duncan, M. D. Publishers, Duncan & Bro., Chicago, Ills. Price, \$3 per vol., 24 Nos. Volume commences in January.

American Observer. (Monthly).—Editor and publisher, Edwin A. Lodge, Detroit, Mich. Price, \$2.50 per vol., or 12 Nos. Volume commences in January.

St. Louis Clinical Review (15th of each month.) Editor and publisher, Philo G. Valentine, A. M., M. D. St. Louis. Price, \$2 per volume of 12 numbers. Volume commences in March.

Homœopathic Times (Monthly).—Editors, E. Guernsey, M. D., Alfred K. Hills, M. D., J. G. Gilbert, M. D. New York. Price \$3 per vol., or 12 Nos. Volume commences in April.

Cincinnati Medical Advance (Monthly).—Editor T. P. Wilson, M. D., Ann Arbor, Mich. Publishers—Advance Printing Co., Cincinnati, Ohio. Price \$2 per vol. or 12 Nos. Volume commences in July.

New England Medical Gazette (Monthly).—Editor, Herbert C. Clapp, M. D. Publishers, Otis Clapp & Son, Boston, Mass. Price, \$1 per vol. or 12 Nos. Volume commences in January.

The Organon, a quarterly Anglo-American Journal. Editors, Thomas Skinner M. D., Edward W. Berridge, M. D., Adolph Lippe, M. D., Samuel Swan, M. D. published at Liverpool. Price, \$4. Volume commences in January.

Homœopathic Review (Monthly).—Edited by Drs. Pope and Dyce Brown. Published by G. Gould & Son, London, England. Price, \$4 per volume, or 12 Nos. Volume commences in January.

Homœopathic World (Monthly)—Edited by Dr. J. C. Burnett. Homœopathic Publishing Co., London. Price, \$2 per vol., or 12 Nos. Volume commences in January.

Hahnemannian (Monthly).—Editors, L. A. Farrington, M. D., Pemberton Dudley, M. D. Business Manager, Bushrod W. James, M. D., Philadelphia, Pa. Price, \$3. Volume commences in January.

Homœopathic News (Monthly).—Editor, C. H. Goodman, M. D. Publisher, H. C. G. Luyties, St. Louis. Price, one dollar per volume. Volume commences in January.

Medical Counselor (Monthly)—Editor, H. R. Arnd, M.D. Publisher, W. A. Chaterton Chicago. Price, \$2 per volume of 12 Nos. Volume commences in April.

Am. Journal of Electrology and Neurology (Quarterly).—Editor, John Butler, M. D. Publishers, Boericke & Tafel, N. Y. Price, \$2.00.

British Journal of Homœopathy, (Quarterly)—Editors, Drs. Dudgeon and Hughes Publisher, J. E. Adlard, London, England. Price, \$4 per vol., or 4 Nos. Volume commences in January.

Hom. Journal of Obstetrics and Diseases of Women and Children (Quarterly) H. Minton, M. D., Editor; Publishers, A. L. Chatterton Pub. Co., N. Y. Price, \$4.00 a year, 4 Nos. Volume begins Aug. 1.

The Hom. Expositor (Quarterly). Ed. J. Morgan, Jr., M. D., Editor, Ithaca, N. Y. Price, 50c a year.

The Clinique, (Monthly).—Business Manager, T. S. Hoyne, M. D., Chicago, Ill. \$1.00 per vol. of 12 Nos. Volume commences in January.

Please remember that we are taking subscriptions for all the Homœopathic Journals. If three are taken at the same time, we make a reduction in price.

THE HOMŒOPATHIC NEWS.

VOL. 9.

JULY-AUGUST, 1880.

No. 6.-7

To insure publication, articles must be *practical, brief* as possible to do justice to the subject, and carefully prepared so as to require little revision.

The Editor reserves the right to further condense all articles sent, so as to fill as little space as possible without interfering with the ideas expressed.

Readers of the News will oblige the Editor by sending copies of local newspapers, pamphlets, short articles, etc., which will be promptly acknowledged.

Country Doctors.

The country doctor complains that he is deprived of the stimulus of friendship; but he is mistaken. The post-office will keep him closely *en rapport* with his peers, whatever the intellectual rank to which he may attain. Whittier at Amesbury lives in a community of poets; with Tennyson at breakfast, Longfellow at dinner, and Holmes lending the sparkle of champagne to his tea table. So will the country doctor enjoy the real fellowship that he earns. He complains that he is cut off from attending the great clinics of the metropolis. Yes, but every case that comes before him is a clinic, if he will but turn it to account. He has but to keep up the scientific habit and purpose of life, and all that he does will have the character and productiveness of scientific work.

The wide domain of experimental science is probably as accessible to the country doctor as to his urban confrère. A laboratory can be established anywhere, and it is from the laboratory that modern science expects to obtain her most important data. Edison's laboratory stands in a metropolis of Jersey mud; Virchow built his reputation in a remote townlet; Mayer, of whom Tyndall says, "as seer and generalizer, Mayer, in my opinion, stands first," was all his life a country doctor; and no man who can obtain control of a garret or a shanty should permit himself to complain that he lacks a fulcrum from which to move the universe.

Moreover, aids and guides to private study are vastly more abundant and accessible than in the days of Mayer or the youth of Virchow. To the students of anatomy, the books of Gray and Huxley, a scalpel and the cadaver of an animal will furnish material for any amount of research. For histology, Rutherford's little book and a microscope will open a way to a life-long career. For experimental therapeutics, what could be more favorable than Ott's Monograph, and the plenitude of organic life which is to be found only in this country? If the country doctor would be a chemist, let him start his laboratory and Morfit's "Manipulations" will tell him all he lacks; if botany is his choice, a microscope and Sach's book will give him an excellent start; or if he cares to join the great army of physiologists, he will find all that he needs in Sanderson's handbook for the physiological laboratory.—*N. E. Med. Gazette.*

The Western Academy.

As was foretold, the session of the W. A., at Minneapolis June 9th, 10th and 11th, was of the most interesting and successful kind. There was a large gathering and the discussions were general and profitable. The Committee of Arrangements did their work, leaving nothing to be desired, and the social part of the Convention was no less a success than the intellectual.

Dr. Walker, President of the Western Academy, delivered his Address in public to a large audience of physicians and the people of Minneapolis. It was a fine effort and will repay careful reading. (See *Investigator*, July.) It abounds with many suggestive thoughts. Dr. W. does not make himself heard often enough.

The excursion on Lake Minnetonka was most delightful. Drs. W. and P. have been fishing there ever since.

The Convention, after electing the following officers, adjourned to meet in Chicago, June, 1881:

President, C. H. Vilas, M.D., Chicago; 1st Vice-Pres., E. M. McAffie, M.D., Clinton, Iowa; 2nd Vice-Pres., A. E. Higbee, M. D., Minneapolis; 3rd Vice-Pres., Mrs. M. B. Pearman, M. D., St. Louis; General Secretary, C. H. Goodman, M.D., St. Louis; Prov. Secretary, R. L. Hill, M.D., Dubuque; Treasurer, G. W. Foote, M.D., Galesburgh. Board of Censors: J. A. Campbell,

M. D., St. Louis; J. H. Miller, M. D., Abingdon; N. B. Delamater, M. D., Chicago; T. C. Duncan, M. D., Chicago; Mrs. Julia Smith, M. D., Chicago.

Death of Constantine Hering, M. D.

By this date the death of Dr. Hering will have been spread over the world, and his friends, admirers and pupils will join in a universal regret and expression of sorrow at the loss the cause of homœopathy has sustained in the demise of this distinguished physician and man. He falls like the ripe fruit, having attained the full measure of maturity. In his eighty-first year, he was a hard worker, even when stricken down being engaged in correcting proof-sheets of his forthcoming work on Guiding Symptoms. He died of cardiac congestion, July 23d, 10 P. M., aged eighty years and six months.

He was born January 1st, 1800, at Oschatz, Saxony, and received his early education at the High Schools of Zittau and Dresden, from 1811 to 1817. His medical studies were pursued at the Universities of Leipzig and Wurzburg. He graduated as a physician March 23d, 1826, and was an avowed opponent of homœopathy. Studying, however, the doctrines of Hahnemann, he became his warmest adherent and champion. This coming to his patron, the king of Saxony, by whom he had been sent to South America for zoological studies, he was instructed to "leave outside matters alone," whereupon he immediately sent him his resignation, and devoted himself to the practice of homœopathy at Paramaribo. In 1833 he removed to Philadelphia, where his practice became very large and lucrative. On invitation from Dr. Wm. Wesselhoeft, now of Boston, he removed to Allentown, Pennsylvania, and assisted in the formation of the first homœopathic college in America—The Homœopathic Institute—the parent institution of the Homœopathic College of Pa. He remained in charge 3 years. In 1846 he occupied the Chair of *Materia Medica*, which he held until 1869.

He was married three times; first in South America, where his first son resides; at Allentown to a sister of Prof. Hulsmann, by whom he had three children, one is now living at Boston; at Philadelphia to the daughter of a prominent allopathic physician. Eight children were born of this marriage, six living, the eldest being Mr. Rud. Hering, Assistant City Engineer of Phil-

adelphia. At one time Dr. Hering is said to have been engaged to a daughter of the poet Richter.

He was the intimate friend of Hahnemann, an earnest student of the *Materia Medica* to his death. His works are well known to all. He contributed to many journals, and his work on *Domestic Practice* gained many friends to the cause of homœopathy.

His home was a hospitable one, the resort of artists, musicians and men of literary note. Those who have sat under his teachings all over the world will unite in one common grief over a loss which is irreparable.

Dr. A. C. Cowperthwaite has been tendered the Chair of *Materia Medica* in the Homœopathic Medical Department of the Michigan University.

The Homœopathic Medical Society of the State of New York will hold its semi-annual meeting at Brooklyn, September 7th and 8th. Entertainment at Brighton second day.

H. L. WALDO, M.D., Secretary.

The Buffalo Hospital.

A new institution under homœopathic management. As usual, the ladies have been and are the motive power. A full corps of homœopathic physicians and surgeons attend to the medical department.

Another In.

Dr. A. Given, practitioner in the old school for fifteen years, at Louisville, Ky., has openly avowed his allegiance to homœopathy, in a letter to the Kentucky State Medical Association recently in session at the above city. He sent in his resignation affirming the truth of similia and the truth of the remedies. We welcome you, Doctor!

Therapeutical Notes,

As Verified by Dr. A. H. Ehrmann, Cincinnati, O.

✓ *Sepia*—Constant and painful empty sensation at the pit of the stomach; increase of nausea at the smell of food.

Belladonna—Tongue coated white; nausea with empty retching and gagging; severe pain in the hollow of the right knee,

worse in the evening and at night; could not lie in bed on account of the pain.

Phosphor—Desire for cold food and drink, but on becoming warm nausea and vomiting.

Grindelia robusta—Asthma: difficult breathing, when on the point of going to sleep he is suddenly aroused by a feeling as if the breath would stop.

Rhus tox.—Sensation of trembling in the stomach.

✓ *Indigo*—Whooping-cough, violent paroxysms inducing vomiting; bleeding of the nose from coughing; sneezing.

✓ *Creosotum*—Neuralgic affections of long standing; tearing pains very severe.

✓ *Capsicum*—Sleeplessness after midnight; dreams of falling from height. (*Dig., Gels.*)

✓ *Petroleum*—Hardness of hearing; noises in the ears; paralysis of the auditory nerve; fistula lachrymalis.

Podophyllum—Perspiration of the head during sleep, with coldness of flesh during teething; grinding of the teeth at night.

Colchicum—Rolling of the head from side to side; the stomach feels icy cold. (*Podoph.*)

Sulphur—Difficulty of falling asleep on account of ideas crowding the mind.

✓ *Creosotum*—Eruptions on the face and forehead.

Manganum—Bones very sensitive; aggravation from lying on a feather bed; asthmatic patients.

Arum tri.—Children pick their fingers, their skin, their lips.

Causticum—Complaints arising from the effects of grief; muscles shortened; motion difficult.

✓ *Aethusa cyn.*—Scrofulous ophthalmia; swelling of the meibomian glands; chronic inflammation of the edges of the eyelids.

Sulphur—Goes to sleep late; desire to sleep late in the morning.

Apis—Dreams of flying.—*Medical Advance.*

Gossypium.

In several cases where this drug has been wantonly taken to produce abortion, we have been called to deal with a retained placenta. Might not this drug be useful then in legitimate cases of this nature?—C. M. CONANT, M.D., in *Med. Counselor*.

Materia Medica Notes.

✓ **DIOSCOREA.**—Has colicky, twisting, cutting, spasmodic pains in abdomen, particularly in umbilical region, *worse when lying down and doubling up*, (just the reverse of *Colocynth*, which is relieved by doubling up or drawing the knees up to the chest).

In the first stages of paronychia it vies with, and often outranks *Silicea*, as the provings would indicate. *Frequent sharp pain in the bones of fingers, one finger at a time. Sensation as of a briar in the middle finger of each hand, with throbbing pain; darting, stinging next to the bone; tenderness on pressure.* Cutting pain in forefinger of right hand.

✓ **PETROLEUM.**—And all its products by distillation have the peculiar characteristic of *sweat on single parts of the body*, as back, chest, axilla, forearms, especially the wrists; both hands or right hand only; legs as far up as the knees; feet, especially the soles.

BENZINUM.—Has profuse, general, debilitating sweat; or sweat of chest, axillæ; and PERSPIRATION ON THE SIDE NOT LAIN UPON. I make no claim to be one of the "centre shot" prescribers referred to by Dr. Edgar, of Louisville, in the October number of *Counselor*; but the above, I think, will answer his question, and *Benzinum* cure his patient.

✓ **PSORINUM.**—In the *debility following acute fevers*, when the patient does not *convalesce*; has no appetite although the tongue is clean; complains only of GREAT WEAKNESS; *sweats profusely on the slightest motion*; there appears to be no reaction, the best indicated remedies fail to permanently improve; where *China* relieves neither weakness nor sweating, this remedy often works like magic, but acts best in the higher potencies.

✓ **SARSPABILLA.**—Should always be thought of in first pregnancies in advance of parturition, when the nipples "are retracted"; otherwise a serious impediment to nursing follows and not unfrequently abscess results. The provings have: "the nipples are withered, contracted, soft, unexcitable, insensible." See Hahn. Chron. Dis. vol. v., p. 138.—H. C. ALLEN, M. D., in *Medical Counselor*.

REMEDIES FOR DOBSA OF HANDS.—*Pix liquida*, cracks, bleeding; intolerable itching at night. *Bovista*, moist tetter; also, after use of tar ointments. *Natrum carb.*, skin dry, chapped. *Rhus tox.*, rhagades. *Sambucus*, blueness. *Calc. ostr.*, *Petro-*

leum, Sulphur, rhagades from working in water; the last two especially worse in winter.—*Eds. Hahnemannian.*

A CAUSE OF INFANTILE COLIC and sleepless nights is a too frequent nursing of the babe, by which it takes continually a fresh mammary secretion over-rich in casein. This the child digests imperfectly, with consequent pain and curdled stools.—See “Management of Children,” by Annie M. Hale, M. D. Published by Presley Blakiston, Philadelphia.

TO EVACUATE SMALL CALCULI.—Make the patient lie on the belly; then the calculi will fall to the anterior part of the bladder. The patient is then allowed to rise slowly on all fours. He micturates in this position, and the calculi, which have not yet had time to return into the cul-de-sac behind the prostate, are carried away in the stream of urine.—See *Medical Times*, April 24th, 1880.

✓ PAINS IN CHEST-WALLS.—*Calc. ostr.*, soreness, worse from touch. *Sepia* the same, but pressure relieves. *Senega* is somewhat similar to the lime, because needed often in fat persons. It cures soreness, worse when moving the arms. *Anisum stellatum* (Jeanes) cures a pain at junction of right third rib with its cartilage. *Pia* affects the left cartilage. *Ranunc. bulbosus* will often relieve soreness and stitches in the chest walls from taking cold.—*Eds. Hahnemannian.*

FIBROIDS OF THE UTERUS have been successfully treated with dry earth. Dr. Hewson, of Philadelphia, has used it for twelve years. He makes a paste of the ordinary brick clay and encircles the abdomen of the patient with it, covering it with batting and securing it with a many-tailed bandage. He reports fifty successful cases. Potters' clay does not work so well as the fine yellow clay employed in making the best Philadelphia bricks.—*Med. Record, Extra.*, June 14, 1880.

✓ VOMITING OF PREGNANCY has been frequently cured by Copeman's method of forcing the finger into the os and carrying it along until the first joint enters the cervix. The internal os must not be opened in the least. Only one case is reported as having resulted in abortion.

With the light before us now, let us hope that we shall hear no more of deaths from pregnancy-vomiting, nor even of miscarriages induced to save the lives of mothers.—J. Marion Sims, M. D., *Arch. of Med.*, June, 1880.

✓ **On a New Remedy for Cancer.**

Prof. Clay observes: "After a careful study of the pathology of cancer and the effect of certain carbo-hydrates administered internally, it appeared probable that a remedy for cancer might be found amongst them. A list of those apparently most eligible was made, but after studying their therapeutic properties, it became obvious that most of them were unsuitable for the purpose, as possessing commonly known specific properties, as well as exciting a special action on certain structures and organs of the body. . . . Circumstances, however, led me to think differently of the *Chian turpentine*, and I determined to try it on the first opportunity."

The first case recorded as having undergone treatment was one of cancer of the cervix and body of the uterus. There were present hemorrhage, agonizing pain in back and abdomen, while the cancerous cachexia was well marked. Six grains of *Chian turpentine*, with 4 grains of *Flowers of sulphur*, were made into two pills, which were administered every four hours. No opiates were prescribed, but on the fourth day the patient expressed herself as greatly relieved from pain, and she was in better spirits, but she complained of a large amount of discharge. It was feared that this was sanguinous, but turned out to be a "dirty white secretion, so tenacious as to be capable of being pulled out rope-like," and this although she had syringed herself three hours previously. On the twelfth day this discharge was replaced by a copious serous fluid. The os was not so firmly contracted, but would only admit one finger. This patient's health gradually improved, to the extent that she was able to walk to the hospital, but she was compelled to leave for a northern town, and left no address, so the treatment was not followed out. The excessive hemorrhage and the pain were, however, cured.

The next case was a similar one—cancer of os and cervix with profuse hemorrhage and severe pain. The *Chian turpentine* and *Sulphur* were given, as in the previous case, with similar results: pain entirely relieved, and hemorrhage stopped. The patient was most grateful, and said she "could not do without the pills, they had eased her so much." She continued to improve, and at the end of the fourth week expressed herself as feeling quite well. Four months after she brought another pa-

tient to see Professor Clay, and on his reproving her for not having been to him for so long a time, she answered that she "thought it unnecessary, as she continued quite well." On examination, the os was found rough and irregular, but was nearly of normal size, and there were *no signs of cancerous infiltration*.

A few other cases are mentioned of uterine cancer, and in each case improvement set in, and there was always the same "dirty white stringy discharge" set up by the drug.

"Other cases," says Professor Clay, "are under treatment both in the hospital and privately, and all show similar effects. The remedy is now being tried in cancer of other organs, and apparently with good results." One case of schirrhous of the breast has been under observation for some weeks. Remarkable benefit has also already been produced in cancer of the vulva, the stomach and abdomen.

Professor Clay thinks "the remedy exerts a powerful action on cancer of the generative organs in particular." He considers the *Oil of turpentine* inadmissible on account of the speedy production of its characteristic effects. The same objection applies to other turpentines, and they have not in his hands produced the same beneficial effects.

"The *Turpentine*," observes Professor Clay, "appears to act upon the periphery of the growth with great vigor, causing the speedy disappearance of the cancerous infiltration, and thereby arresting the further development of the tumor. It appears to dissolve all the cancer cells, leaving the vessels to become subsequently atrophied." He considers that not more than 25 grains should be given daily, and after twelve weeks' continuance, it should be omitted for a few days, and then resumed. He does not regard the *Sulphur* as of any consequence, but he continued to combine it with the *Turpentine* because he used it with that drug at the first with success.

✓ **Sponge Tents Rendered Non-Offensive.**

Mr. Lawson Tait has found that sponge tents charged each with five per cent. solution of oil of cloves will remain in the uterus twenty-four hours without becoming in the least offensive in smell. Other disinfectants do not produce the same result. He also considers sponge tents safer than the sea tangle tents for general use.

Remarks on Several Summer Remedies Infrequently Used.

✓ *Oenothera biennis*,—the evening primrose, common in fields and waste places is an infallible remedy in exhausting, watery diarrhœa. It does not act, as has been suggested, as an astringent, by its tannic acid, but is a genuine homœopathic remedy, producing and curing diarrhœa. The evacuations are without effort, and are accompanied by nervous exhaustion, and even with incipient hydrocephaloid.

Gnaphalium causes a watery, offensive, morning diarrhœa, which repeats itself often during the day. The provers were children, and well have they portrayed a very common group of cholera infantum symptoms. They had rumbling in the bowels, colicky pains, and were, at the same time, cross and irritable. The urine was scanty, and the appetite and taste were lost. A writer in the *Homœopath* used this drug very successfully last summer, and Dr. Hale refers to it in his *Therapeutics*.

Geranium maculatum is also a successful baby's remedy. Dr. Hale devotes eight pages to *Geranium* and other astringents, dividing their action according to his rule of primary and secondary symptoms, and deducing thence two propositions for use in practice. The provings, brief though they are, help us in the choice of the drug: constant desire to go to stool, with inability for some time to pass any fecal matter; then the bowels move without pain or effort. Mouth dry, tip of tongue burning. Allopaths use it as an astringent.

Paullinia sorbilis has been suggested for diarrhœa which is green and profuse, but odorless.

Opuntia comes to us recommended by so careful an observer, —Dr. Burdick—that although we have not used it, we do not hesitate to present it anew. Nausea from stomach to bowels; feels as if the bowels were settled down into the lower abdomen. Confirmed in adults. In infants we may perhaps look to this drug when the lower part of the abdomen is the seat of disease, as this seems to be its characteristic seat of attack.

Nuphar luteum causes a yellow diarrhœa, worse in the morning, either with colic or painless. It has been employed for diarrhœa during typhoid, and indeed seems to cause nervous weakness. Whether it will be of service for infants remains to

be seen. We should look to it when *Gamboge*, *Chelidon.*, etc., fail, and when exhaustion is a prominent attendant.

Kali bromatum has been several times given successfully in cholera infantum when there were great prostration, cool surface and symptoms of hydrocephaloid. Compare *Cinchona* (incipient hydrocephaloid, following prolonged or oft-repeated diarrhœic discharges), *Calc. Phos.*, *Carbo Veg.*, *Veratrum Alb.*, *Camph.*, etc.

Among dietetic adjuvants, Koumiss and Lactopeptin are comparatively new.—*Hahnemannian.*

Treatment of Chronic Indolent Varicose Ulcers.

My treatment is to first cleanse the ulcer with a charcoal poultice applied until dry. I make it as follows: Pulverize the charcoal finely, mix in a little oat meal or graham flour and moisten sufficiently to keep the whole together. After removing the poultice I apply evenly all over the ulcer, with a camel's hair brush, pure *Balsam peru*, and strap it *tightly* with adhesive plaster. Over this a woolen bandage may be applied. *Tight* strapping is essential, not merely laying the straps over the ulcer, but put it on hard and fast, so as to relieve the tension around the ulcer, and thereby assist in establishing a good flow of blood to the part. At the same time you may give your indicated remedy.

If you have any cases, or know of any, of twenty to forty years' standing, try this treatment and you will cure them.—*Dr. E. F. Casseday in Medical Investigator.*

Certain Facts Relative to the Secretion of Urine.

Richet and Moutard Martin conclude from their experiments:

(1) Distilled water injected into the veins, instead of being a diuretic, arrests the ordinary amount of urine secreted.

(2) All substances normally or accidentally passing into the urine are diuretics, whenever they are present in the blood in more than normal proportions.

(3) From a therapeutic point of view diuretics should be sought for from the substances normally present in urine, such as the chlorides, urea, the phosphates, etc., or else from substances which pass readily into the urine, (like sugar).—*American Observer.*

Cold and Hot Water in Post Partum Hemorrhage.

Dr. Lombe Atthill says we inject water as hot as can be conveniently borne by the hand, *i. e.* 112° F.—in a full stream into the cavity, continuing this until a good contraction is secured, and the water returns quite clear and colorless.

The following are some of the results of our experience in the use of hot water :

1st. In cases of sudden and violent hemorrhage in a strong and plethoric woman it is better to use cold.

2d. Where, from the prolonged or injudicious use of cold, the patient is found shivering and depressed, the beneficial effect of injecting hot water is rapid and remarkable.

3d. In nervous, depressed and anæmic women, hot water may at once be injected without previously using cold.

4th. In cases of abortion, where from uterine inertia the ovum, although separated from the uterine wall, is wholly or in part retained, the injection of hot water is generally followed by most satisfactory results.

5th. Where the injection of the *Perchloride of Iron* is considered necessary, previous injection of warm water clears the uterus of clots, etc., permitting the fluid to come directly in contact with the bleeding surface, and lessening the chance of septic absorption.

Caulophyllum.

✓ We have found this drug almost specific for "false pains" during pregnancy. We have remarked that it seems almost like a two-edged sword—it cuts both ways. If a pregnant woman thinks she is near "term" and has abdominal pains which she thinks are labor-pains and yet they have not the "crescendo" of true labor-pains; and especially if vaginal examination fails to disclose signs of approaching parturition, we always give *Caulophyllum*. If the pains are "false pains" they will usually cease shortly after the drug is given. If, per contra, we are mistaken, and the woman is in the first stage of labor, no harm results, for the pains will come on all the more promptly, rapidly and naturally and the first stage of labor will be materially shortened. Several of my colleagues report the same experience. I use the 3d decimal trituration every half-hour or hour.—C. M. CONANT, M. D., *in Med. Counselor*.

Kousso.

One half-ounce of fresh powdered kousso is treated with one ounce of hot castor oil, and afterward by two ounces of boiling water by displacement; express and by means of the yolk of an egg combine the two percolates into an emulsion, and add forty drops of sulphuric ether, flavoring with some aromatic oil. This is to be taken at one dose early in the morning, after a previous fast of about eighteen hours. The worm is usually expelled dead after six or eight hours.—*Buffalo Med. and Surg. Journal.*

✓ **Ricinus Communis.**

A handful of the leaves of the *Ricinus Communis* are boiled in a litre of water; the breasts are bathed in this decoction for fifteen or twenty minutes; there is then applied to the nipples a poultice made with a part of the same leaves, and they are left on till they become dry. The result is obtained after a few hours. But if the secretion is very tardy, we may add to this the employment of fumigations of the boiled leaves directed to the genital organs.—*Hom. Times.*

• **Marital Relations in Uterine Disease.**

A factor in the etiology of uterine disease not always considered is the relation which the size and direction of the male organ assumes in coition. An obstinate case of ulcerated os has been related to us by a medical friend, which resisted all treatment until the husband was directed to wear a large rubber ring during the marital relations, thus preventing intromission beyond a certain extent. The subject was lately brought before the Berlin Gynæcological Society by Dr. Lohlein. He narrated a case of injury to the urethra, causing intense pain and dread of coition, produced by an erroneous direction of the penile organ. Unusual size or length of the organ is, no doubt, a frequent source of irritation, and until met by appropriate measures, such cases are next to incurable.—*M. and S. Reporter.*

A Sign of Pregnancy.

Professor William Goodell, of the University of Pennsylvania, lays down the following rule in examining for pregnancy: "When the cervix is hard as the tip of the nose, pregnancy does not exist; when as soft as the lips, the womb most probably contains a foetus."

Danger Attending the Use of Salicylic Acid in Rheumatism.

✓ 1. In acute rheumatism the heart is apt to be inflamed. Attention is usually concentrated on the membranes; but the muscular substance also suffers. When severe, myocarditis is apt to be fatal, and is frequently recognized in the post-mortem room. In a mild form it is, I believe, much more common than is usually supposed. It may exist independently of inflammation of the membranes. In all forms it produces softening and weakness of the muscular substance.

2, *Salicylic acid*, no matter whether given alone or in combination with *Soda*, exercises a depressing action upon the heart. This action is by no means general, and is probably due to some idiosyncrasy of the affected individuals.

3. If this depressing action be produced in one in whom the heart is physically sound, no great harm will be done. With the omission of the drug the depression will soon pass off.

4. But if it be produced in one who is already the subject of rheumatic myocarditis (an ailment that is not easily recognized during life), and in whom, therefore, there exist softening and enfeeblement of the ventricular walls (for the left ventricle is the chief seat of such inflammation), the depression is likely to be alarming, and may be fatal.

To form an adequate estimate of the nature and extent of the dangers attendant on the administration of *Salicylic acid* in acute rheumatism, we must recognize—first, the tendency of the rheumatic poison to produce inflammatory softening and weakness of the muscles of the heart; and secondly, the tendency of *Salicylic acid* to depress that organ. It is in the combination of these two that lies the danger of the drug.

It is in the absence of the tendency to produce such depression that lies the superiority of *Salicin* over *Salicylic acid*.—*London Lancet*.

Treatment of Tabes Dorsalis.

Karl Pauli says (*Irrenfreund*) that although the acute, lancinating pains so common in this affection, may generally be controlled by sub-cutaneous injections of *Morphia*, cases not infrequently occur in which they appear to exert no beneficial action whatever. He therefore recommends, as the very best means of treatment, that introduced by Westphal—lukewarm baths.

These are to be frequently or almost constantly employed for three or four weeks. After these have been begun, patients express themselves as absolutely requiring their repetition. As for internal medication, nothing as yet has been found to exert more beneficial results than the *Phosphide of Zinc*, two to four granules of which, each containing four milligr., are to be given each day (about one-sixtieth of a gramme per day).—*Hom. Times.*

✓ **Chimaphilla Umbellata.**

Some months ago we were giving this drug to a plethoric, hysterical scrofulous women for a chronic cystitis accompanied with a dropsical swelling of the abdomen and extremities, the immediate symptoms being dysuria. Suddenly the menses came on. They had been very unfrequent (three and four months between) and profuse. On discontinuance of the drug the flow ceased. The exhibition of the drug at another time produced the same result. We have since prescribed it on several occasions successfully in amenorrhœa in scrofulous but robust women subject to hysteria and genito-urinary catarrh, and have come to believe that "frequent, profuse menstruation" is a veritable symptom of *Chimaphilla*. Our experience is with the 1st cent. dilution.—C. M. CONANT, M. D., in *Med. Counselor*.

Nitrate Sanguinaria.

✓ CASE II.—S., medical student. Burning heat in all of the air passages, had existed all day. Gave three doses *Nit. Sang.* 6, one grain each, to be taken in the evening. Next morning all had disappeared. Moderate secretion of mucus followed for two days.

CASE III.—C. P., medical student. Dry burning in upper and back part of nose and throat. Four doses *Nit. Sang.* 6 given two hours apart relieved in the morning on waking.

CASE IV.—Mrs. B. æt fifty-five, widow, subject to chronic cough many years, always attended and followed by great accumulation of frothy, viscid mucus; asthmatic and subject to gastric catarrh, frequently following attacks of bronchial catarrh; great tenderness in the epigastrium; sore spot in the throat, right side. *Conium* 3 and *Caust.* 3, have usually relieved but this time failed. Gave six one grain doses of *Nit. Sang.* 6,

to be taken one hour apart. When four doses had been taken, sore spot was gone, slept well all night, and attended to her household duties next day.

On a subsequent occasion gave same patient twenty drops of third dec. dilution in six ounces of water; four doses gave relief. This was an acute attack and varied slightly in that she had sneezing and watery coryza, with a dry, hollow cough.

A Danger Signal.

Many years since, I read in an old English work of this peculiar symptom: *Tongue cleans off from the back part forward through the centre, being otherwise thickly coated.* Sometimes it cleans off at the root in patches, leaving the tongue bright red. This may occur in diphtheria, scarlet fever, typhus and typhoid fevers, pneumonia and, perhaps, in other diseases. Old Probabilities sends out the danger signals all along the coast; they mean "breakers ahead." And so it is with these symptoms; they indicate danger of a coming storm. In my time these symptoms have occurred to me quite a number of times and have always proved true danger-signals. *Arsenicum*, *Rhus* and *Phosphoric acid* have often served me well in cases where these symptoms occurred, but none of these remedies seem to come quite up to the picture. Who will give us more light in regard to "danger-signals" and the remedies probably indicated?"—*Dr. J. A. Hoffmann in Medical Counselor.*

Liquor Sodæ Chlor.

Mrs. H.—Backache; worse in the morning, with stunning headache, hands cold, tenderness in hypogastrium, bearing-down pains, leucorrhœa.

March 2d. Discharge almost ceased. Felt as if drawing the womb right up. There is also a feeling of swelling in the passage (vagina), sore and relaxed feeling. These are her own words. She also adds that all her friends tell her how improved her complexion is—a symptom again and again observed by me. The skin is cleared up. The headache of *Chlor. Sod. Liq.* is decidedly worse in evening, with a stunned, dazed feeling.

March 13th. Catamenia now in excess of what they have been for a long time. Pathogenetic action. Omit the medicine.—*Dr. Ussher in American Hom.*

✓ **Calcareo Carbonica.**

Mrs. E. G., aged 36 years, had been given up to die by her family physician. She came of a consumptive family, her mother and mother's parents having died with the disease. She had always menstruated very profusely, and after having produced upon herself within the course of eight or nine years, no less than seven abortions, her menses assumed a type of recurrent hemorrhages. Her lungs had always been very sensitive; has had more or less cough, at first dry and hacking, later, loose and hollow. Has had pneumonia twice, making a very tardy recovery each time. At present was convalescing from a third and severe attack of pneumonia, when some imprudence on her part brought about an unfavorable change and she failed so rapidly that her case seemed hopeless. Symptoms: Constant hollow, loose cough; extreme sensitiveness of the lung to cold air and to a jar; profuse and general perspiration at night, of a sour smell; extreme emaciation; constipation, alternating with thin diarrhœa; great despondency; constant passive hemorrhage from the uterus of dark, foul blood; occasionally profuse sweat during the night, especially on the head and chest, worse toward morning. *Calcareo carbonica* 30 was the first and only remedy prescribed. Under its use she not only made a good recovery from the attack, but regained, by its long-continued use, a surprising degree of general health.—*Dr. H. R. Arndt, in Medical Counselor.*

New Method for Determining the Purity of Milk.

M. Ohm has discovered a method of ascertaining the purity of milk without the use of apparatus.

He mixes with the milk to be tested, about an ounce of well pulverized gypsum, until the mass assumes the consistency of a paste.

By taking account of the time that the paste occupies in hardening, the quality of the milk may be determined.

If the milk has a specific gravity of 1,030 at 60° F., the mass will be congealed in 10 hours; if mixed with 25 p.c. of water, in 2 hours; with 50 p.c. of water, in 1½ hours; with 75 p.c. water, in about 40 minutes.

Professor Reichardt has confirmed the exactness of these results, and M. Ohm is therefore disposed to renew his experiments.

✓ **The Cure of Cataract by Medicines.**

Apropos to Dr. Lewis's review of Dr. Burnett's book on curing cataract by medication, in the May number of the *Hahnemannian Monthly*, I noticed, in reading the *Revue Homœopathique Belge*, that Dr. H. Bernard gives some bits of experience of his own while reviewing Dr. Burnett's book in that journal. He says that he "benefited" a lenticular cataract of the left eye, in a person eighty years old, where the sight was gone, with *Cannabis* tincture, the sight returning in six months. He also treated a lady, seventy years old, having the arthritic diathesis, with *Spigelia*, and with marked benefit. He also refers to a case occurring in a young girl, in consequence of disappointment, which he relieved with the *Hypophosphate of Soda*; and in a number of instances he has helped several cases of cataract with *Cannabis* tincture and *Natrum mur.* 1x, in alternation. As a piece of personal observation I may remark that Dr. Bushrod W. James, of Philadelphia, has brought about a great change within a few months, in a case of cataract occurring in a patient, and, indeed, a relative of mine, so that the lady, from groping about with much difficulty and uncertainty, is now able to go anywhere, and last night danced with great ease and enjoyment. The medicines used thus far in this case have been: *Chimaphila umb.* 6th, for four months, thrice daily, and *Graph.* 3x trit., a powder every morning, noon and night, during the past three weeks.—*Dr. R. J. McClatchey in Hahnemannian.*

✓ **Amyl Nitrite for After-Pains.**

"I have used *Amyl* frequently for too painful or too long-continued after-pains. In two cases it relieved the pains entirely; in most cases it gave at least some relief, in one case, not at all. It is certainly worth trying, as it takes but a few moments to decide whether it is beneficial or not; if it does not help in a few seconds, it will not relieve at all. It affords as much comfort to the sufferer *after* the birth as *Chloroform* before. Once I tried it in a case of excessively painful labor *before* the birth, but it produced such a violent rush of blood to the head that I quickly desisted. I let the patient smell from a bottle which contains equal parts of *Amyl* and *Alcohol*."—*F. G. Œhms, M.D in Med. Counselor.*

✓ **Hydrastis.**

In the sore mouth of both mothers and children we think this drug is almost unrivalled and when "the thrush has gone through the child," as the nurses say, and appears as an intertrigo on and about the genitals and adjacent parts, this drug is second only to *Sulphur*. We often advise the use of corn starch medicated very lightly with *Hydrastis* as a toilet powder for such cases with the happiest results. This same powder is also homœopathic and very relieving to those mild forms of erysipeloid rash which sometimes characterize debilitated states of the system. In the chronic bronchitis this drug is simply magnificent. There is a dry, hard cough with much laryngeal irritation or else a loose, but hard cough with much naso-pharyngeal catarrh and in almost all cases marked prostration, loss of appetite, and constipation. We find it most useful for the aged; and we must say that we have the best success with several drop doses of the tincture several times each day. With this treatment we have cured many very alarming cases.—C. M. CONANT, M.D., in *Med. Counselor*.

✓ **Apomorphia in Vomiting.**

Mrs. B., a small, delicate, blonde lady, suffers a great deal with severe periodical headaches. A few days ago she was attacked with an unusually severe headache accompanied by nausea and violent emesis every ten or fifteen minutes. The vomiting was accompanied by violent spasms and empty retching. The vomiting was entirely relieved by four doses of *Apomorphia 2c*. I omitted to mention that the vomiting was brought on by raising the head, or by the slightest motion. This last I consider a proved symptom as it has been observed many times in opium eaters and in cases of opium poisoning. This drug certainly deserves careful study.—*Dr. F. F. Cassidy in Medical Counselor*.

✓ **Amyl Nitrite in Spasmodic Diseases.**

"We have prescribed it repeatedly for convulsions of infants, but never with the least benefit, and have abandoned, therefore, its use in these affections. In whooping-cough we have derived very good results from it. We direct that the above mixture shall be rubbed, or the bottle held under the nose, as soon as

the child perceives an attack of coughing coming on. The spasmodic stage has thus been materially mitigated and shortened. At the same time we give homœopathic remedies, as seem indicated."—*F. G. Æhne in Medical Counselor.*

An Omission.

In the *Hahnemannian* for July appears a notice of the American Institute session at Milwaukee, detailing the papers presented by the various bureaux. From the Bureau of Obstetrics was omitted the title of the Paper presented by G. S. Walker, M. D., of St. Louis: "The Improvements in the Science and Art of Obstetrics." We feel constrained to make a note of this, inasmuch as the paper was an elaborate one, very carefully prepared, and met with general favor from those who heard it. Besides, we want Western physicians to get full credit for all they do, as the Institute comes West—to the realms of barbarism and savagery, only once in a decade or more.

Liberal Practice.

In the *St. Louis Globe-Democrat* of August 7th, appears an item from the Health Commissioner's office, giving a verbatim copy of a prescription said to have been ordered by a homœopathic physician as follows: Twenty grains Sulphate Morph., two drachms Chloroform; ten grains Atropia; two oz. Alcohol; two oz. Water: a teaspoonful every hour until relieved.

It is believed relief would soon follow one dose, both from doctor and disease, as each teaspoonful would contain about a grain of Morph. and one and one-eleventh gr. Atropia. Comment is unnecessary. The druggist declined to prepare the prescription. The M. D. author of the prescription is said to be a graduate of a homœopathic college. It is unjust to saddle on any institution or school the worse than ignorance of any such person; for, when a man lends his pen and hand to such practice he is outside the pale of recognition, and deserves to be ostracised from every School or Society, old or new. This prescribing is carrying liberalism to a bitter extent: the full length of the rope. The ignorance is possibly no worse than that displayed at the St. Louis Insane Asylum, when four patients met

death from the use of Conium; but that was regular, and the investigation found no one at fault. Neither one excuses the other, but the Homœopathic School at large bears the odium of every individual blunder, and is made to carry their sins of omission and commission alike. There could be no better commentary of the *value* and significance of a diploma than the above prescription. The right to practice medicine should be the license begotten of knowledge, not of the recklessness of ignorance. There should exist in every School the right to revoke a diploma as well as to grant one, and a little more rigid examination at the graduation.

Book Notices.

“Special Indications for Twenty-five Remedies in Intermittent Fever. By T. P. WILSON, M.D. Boericke & Tafel.

Dr. Wilson believes homœopathic remedies *can* cure intermittent fever. In a book of fifty-three pages he gives clearly the leading indications for twenty-five remedies with which to overcome this *bête noire*. He insists on five rules, of which No. 3 declares the remedy must not be changed because the paroxysm returns. The great difficulty is, the patient changes. The arrangement of the work is similar to the Characteristic Cards of Hering, the symptoms on one side of a page, the remedy on the back, thus affording a convenient way of studying and memorizing the symptomatology of the drugs presented. We give an adherence to the belief in the subjection of intermittent fever by homœopathic remedies, and we hail anything which contributes to their successful use in the complaint. The author gives us a clear picture of each drug, the time, prodrome, chill, fever, sweat, apyrexia being the points about which the symptoms are clustered. We commend the book to the careful study of all.

A Handbook of Skin Diseases and their Homœopathic Treatment.” JOHN, R. KIPPAX, M. D. Duncan Bros., Publishers.

A handsomely-bound monograph of 208 pages, presenting in an intelligible and concise manner the characteristics of remedies, as well as a readily-understood description of the varieties of skin diseases. The therapeutics embrace a full list of exter-

nal as well as internal remedies, selected with admirable judgment. As a handbook for reference, it is to be highly commended. We know of none possessing similar advantages. Its advocacy of external applications will raise a breeze amongst the ultra-homœopaths, but patients demand something "to put on" and hence it is advisable to know the best. The tabulated charts of characteristics, as well as the glossary of terms form a valuable addition to the work.

"Materia Medica and Therapeutics." CHAS. J. HEMPEL, M.D. 3rd Ed. with Additions; Enlarged and Revised by H. R. ARNDT, M.D. W. A. Chatterton, Pub., Chicago.

It seems almost unnecessary to enter into any lengthy description of Hempel's *Materia Medica*. It has so long been a standard work in the homœopathic school, that, although out of print for several years, it has been constantly in demand. Its method of treating drugs differs largely from that of any other work on the same subject. Its symptomatology is limited yet sufficient to give a general outline. Citations from provers' day-books frequently appear through the volume. The value of each drug *ex usu in morbo* is treated under groups, *e. g.* pulmonary group: pneumonia, etc., giving prominence to those affections in which each remedy has been found useful. This gives a picture of its range of action in such a way as to be most readily remembered. The subject-matter has been presented in an agreeable colloquial style, illustrated by typical cases of cure, which have been selected with good judgment from the current literature of the day. This has been no slight task, and great credit is due Dr. Arndt for his success in this particular. The introductory lectures might be omitted. They contribute in no especial way to the value of the work and only occupy valuable room. The new remedies are incorporated in its pages, such as have been proven of any value, and in every respect it is fully up to the progress which has been made in the departments of *Materia Medica* since the appearance of the preceding editions. It is superfluous to give Hempel's *Materia Medica* any extended notice. It has so long occupied an undoubted place in homœopathic literature and now that its pages are enriched by further additions which

bring it fully up to to date, its hold upon the medical profession will be largely increased. To the publisher is due thanks and the warmest praise for the admirable way in which this edition is presented. The paper, the binding, the press-work, etc., are all the most fastidious could desire, being unexceptionable, and add to the charm of an interesting book the still greater one of a handsome dressing. It is a luxury to handle such a volume, and it pronounces Mr. Chatterton equal in every respect to the best, as a publisher. We predict a large sale. Vol. I includes drugs from *Acid Acet.* to and including *Collinsonia*. Vol. II is promised in October. Dr. Arndt's additions are of the most valuable and scientific kind.

"The Surgery, Surgical Pathology and Surgical Anatomy of the Female Pelvic Organs." HENRY SAVAGE, M.D. London, Wood's Library, Vol. 6.

Those who are at all familiar with the large edition of this work, will appreciate the enterprise of the publishers in including in the Library so valuable a work at so cheap a price. The volume consists of the plats and cuts of the original work, in reduced size, executed in a most artistic manner, in brief are the original plates, but uncolored and smaller, with thirty-six new wood engravings added. This places within reach of subscribers a work valued at fourteen to seventeen dollars a copy. There have been many objections to the Library of 1879 on the score of text: the typography of 1880 is a vast improvement, and beyond criticism—for the price.

"Treatise on Therapeutics," translated by D. F. LINCOLN, M.D., from the French of TROUSSEAU and PIDOUX. 2 Vols.; Vols. 5 and 7 of Wood's Library. Ninth edition.

These volumes are also a reprint from a former edition, and incorporated in Wood's Library. The work is a standard one in the Allopathic School, but should be read none the less carefully by Homœopaths. A better appreciation of our *Materia Medica* will result from a more extended study of others. They fully sustain the reputation of preceding volumes. This enterprise of Messrs. Wm. Wood & Co. should receive hearty support from all physicians.

American Observer. (Monthly).—Editor and publisher, Edwin A. Lodge, Detroit, Mich. Price, \$2.50 per vol., or 12 Nos. Volume commences in January.

St. Louis Clinical Review (15th of each month.) Editor and publisher, Philo G. Valentine, A. M., M. D. St. Louis. Price, \$2 per volume of 12 numbers. Volume commences in March.

Homœopathic Times (Monthly).—Editors, E. Guernsey, M. D., Alfred K. Hills, M. D., J. G. Gilbert, M. D. New York. Price \$3 per vol., or 12 Nos. Volume commences in April.

Cincinnati Medical Advance (Monthly).—Editor T. P. Wilson, M. D., Ann Arbor, Mich. Publishers—Advance Printing Co., Cincinnati, Ohio. Price \$2 per vol. or 12 Nos. Volume commences in July.

New England Medical Gazette (Monthly).—Editor, Herbert C. Clapp, M. D. Publishers, Otis Clapp & Son, Boston, Mass. Price, \$1 per vol. or 12 Nos. Volume commences in January.

The Organon, a quarterly Anglo-American Journal. Editors, Thomas Skinner M. D., Edward W. Berridge, M. D., Adolph Lippe, M. D., Samuel Swan, M. D. published at Liverpool. Price, \$4. Volume commences in January.

Homœopathic Review (Monthly).—Edited by Drs. Pope and Dyce Brown. Published by G. Gould & Son, London, England. Price, \$4 per volume, or 12 Nos. Volume commences in January.

Homœopathic World (Monthly)—Edited by Dr. J. C. Burnett. Homœopathic Publishing Co., London. Price, \$2 per vol., or 12 Nos. Volume commences in January.

Hahnemannian (Monthly).—Editors, L. A. Farrington, M. D., Pemberton Dudley, M. D. Business Manager, Bushrod W. James, M. D., Philadelphia, Pa. Price, \$3. Volume commences in January.

Homœopathic News (Monthly).—Editor, C. H. Goodman, M. D. Publisher, H. C. G. Luyties, St. Louis. Price, one dollar per volume. Volume commences in January.

Medical Counselor (Monthly)—Editor, H. R. Arnd, M. D. Publisher, W. A. Chat, terton Chicago. Price, \$2 per volume of 12 Nos. Volume commences in April.

Am. Journal of Electrology and Neurology (Quarterly).—Editor, John Butler, M. D. Publishers, Boericke & Tafel, N. Y. Price, \$2.00.

British Journal of Homœopathy, (Quarterly)—Editors, Drs. Dudgeon and Hughes Publisher, J. E. Adlard, London, England. Price, \$4 per vol., or 4 Nos. Volume commences in January.

Hom. Journal of Obstetrics and Diseases of Women and Children (Quarterly) H. Minton, M. D., Editor; Publishers, A. L. Chatterton Pub. Co., N. Y. Price, \$4.00 a year, 4 Nos. Volume begins Aug. 1.

The Hom. Expositor (Quarterly). Ed. J. Morgan, Jr., M. D., Editor, Ithaca, N. Y. Price, 50c a year.

The Clinique, (Monthly).—Business Manager, T. S. Hoyne, M. D., Chicago, Ill. \$1.00 per vol. of 12 Nos. Volume commences in January.

☞ Please remember that we are taking subscriptions for all the Homœopathic Journals. If three are taken at the same time, we make a reduction in price.

✓ A Plea for Anæsthesia in Labor.

Dr. D. M. Barr, of Philadelphia, sums up as follows: 1st. The claim of the parturient woman for anæsthesia is unequalled by any claim in the wide world. 2d. These claims will not have received a fair response until the anæsthetic is as common in

THE

HOMŒOPATHIC NEWS.

VOL. 10.

SEPTEMBER, 1880.

No. 8-9 (?)

To insure publication, articles must be *practical, brief* as possible to do justice to the subject, and carefully prepared so as to require little revision

The Editor reserves the right to further condense all articles sent, so as to fill as little space as possible without interfering with the ideas expressed.

Readers of the News will oblige the Editor by sending copies of local newspapers, pamphlets, short articles, etc., which will be promptly acknowledged.

St. Louis College of Hom. Physicians and Surgeons.

As may be already known, the Old Homœopathic Medical College of Missouri has taken the above name, and with the prospect before it of having, in a short time, one of the finest college buildings in the West. The Faculty remains unchanged, with Dean Walker at the head of the teaching body, and Dr. Valentine in his old position of Registrar. The clinical material is abundant, and of every kind and description. Lectures will begin on the morning of the 28th of this month, Dr. J. Martine Kershaw delivering the introductory lecture.

Alumni of the Hom. Med. Col. of Mo.

The Executive Committee of the above body has issued a circular to the Alumni of the College, giving the reasons for the change of name of their *Alma Mater*. It is a first-class document, but must be read to be appreciated.

Treatment of Sprains.

✓ Dr. Brinton orders the injured limb to be placed in hot water and boiling water added slowly until the highest endurable temperature is attained. The limb should be retained in the water fifteen to twenty minutes, when the pain will be found to have disappeared in most cases.—*Med and Surg. Reporter.*

Anæsthesia from Bromide of Ethyl.

M. Terrillon (*Le Prog. Med.*) gives the result of his experience with this anæsthetic. In giving it he pours 5-6 grammes of the liquid upon a large compress, which he spreads over the faces of the patients. They do not suffer from this; there is no irritation of the throat, no respiratory troubles; anæsthesia is complete at the end of a minute; muscular relaxation follows in from one to four minutes; it is less prompt in inebriates. The period of excitement appears to be wanting; the clonic convulsions of *Chloroform* are replaced by those of a tonic character, in form of tetanic rigor; but the face, neck and upper part of the body are violently congested, and covered with a more or less profuse sweat; the pulse is always accelerated, in proportion to the amount of anæsthetic used; respiration is regular; no alteration of the pupils. When the anæsthesia is continued, we have the congestion of the face, but not to an alarming degree, and the sweat continuing. The respiration, which was easy and calm, becomes stertorous, in consequence of the quantity of mucus which accumulates in the pharynx and impedes respiration; these provoke movements of regurgitation, which should not be confounded with efforts at vomiting, nor should the frequent clearing out of the back part of the throat by means of a sponge be neglected. During this second stage the agent should be administered at short intervals, and not continuously. As soon as the administration is suspended recovery is very rapid and without the least stupefaction, 40 to 50 seconds often sufficing. But vomitings are occasionally observed, and once were the cause of the return to consciousness; sometimes they continued four or five hours after the use of the agent, and have occurred during the anæsthetic state. But these are rare exceptions, and vomiting never occurs if we only maintain simple anæsthesia, without muscular relaxation. M. Terrillon believes the *Bromide of ethyl* to be superior to *Chloroform*; the mucous secretions, it is true, are profuse, but the accidents which occur are progressive, and we need not fear any of the alarming and sudden accidents of *Chloroform*. The experiments of M. P. Berger and M. Charles Richet contradict in many points those of M. Terrillon. They experimented upon wolves and dogs, and each time that the anæsthesia was long-continued the death of the animal was violent. The death supervened almost immediately after the beginning of the stage of anæsthe-

sia, in such a manner that this has been the signal of death. An excessive salivation was noticed in the dogs; the pulse rapidly became slow, feeble, undulatory; and to continue the experiment beyond this point was to produce the death of the animal. M. Berger accused the *Bromide* of having a disagreeable odor, and of producing vomiting as surely, if not more surely, than *Chloroform*. For his own part he preferred *Chloroform* where a general anæsthetic state was required.

M. Verneuil considered the *Bromide* a valuable agent for the purpose of local anæsthesia, especially when the heated iron or thermo-cautery is to be used. With this he has been able to lay open fistulous tracts to the depth of two or three cms., without any complaint from the patient. As to general anæsthesia the results are contradictory and he had nothing to offer. He had, however, observed this fact in one of his patients, and that was that three or four inspirations produced complete resolution. Few agents act so rapidly.

M. Lucas-Championnière gave this agent, during one hour and three quarters, to a woman in labor. The patient was very much affected and respired with difficulty. It might be well to associate *Chloroform*, which depresses the circulation, *with* which the *Bromide*, which excites. In the semi-anæsthesia of women in labor the *Bromide* has a marked similarity to *Ether*.

M. Nicaise recommended the use of this agent where the cautery was to be used, as superior to the *Iodide of Ethyl*, the vapors of which were very disagreeable, but as a local agent he did not think it had any superiority over *Ether*.—*Homœopathic Times*.

Bromide of Ethyl.

Dr. C. H. Wilkinson, of Galveston, Texas, from a brief experience, which he relates, makes the following conclusions:

1st. Dangerous symptoms may manifest themselves during the inhalation of *bromide of ethyl*.

2d. Cardiac debility and alarming cerebral anæmia can follow the use of the anæsthetic in question.

3d. Unless the *ether* is "crowded," a state only of semi-anæsthesia must be expected, and—

4th. If the agent is "crowded," like all other anæsthetics, dangerous symptoms may instantly appear.

On the other hand I will add that:

1st. *Methylic ether*, like *nitrous oxide*, produces rapid and pleasant insensibility, and—

2d. Restoration to consciousness is sooner accomplished from its influence than from either *Chloroform* or *Ether*.

I believe *methylic ether* to be, when cautiously administered, as convenient if not as safe an anæsthetic in minor operations of surgery, as we have at our command.—*American Observer*.

Operation for Epithelioma of the Lips.

Dr. Peillon, in a work recently noticed in the *Lancet* (vol. i., 1880, p. 569), describes clearly and well several useful ways of removing epitheliomata of the lips. In Desgronges' operation, if a large part or the whole of the lower lip be removed by a V-shaped incision and flaps brought together along the middle line, it is obvious that the upper lip will be pouted forward and the buccal orifice much deformed. Desgronges remedies this by removing a triangular piece from each end of the upper lip. He first widens the orifice by an incision outwards on each side and the removal of the flaps shortens the lip sufficiently to restore the appearance of the mouth very fairly.—*American Homœopath*.

Maple Sugar in Diabetes.

Dr. H. Busbaker reports a case of diabetes mellitus in a patient, aged 70, who had been suffering for several years, and was much emaciated. He had a fondness for maple sugar, and was finally told to eat it *ad libitum*. From this time the sugar in his urine began to decrease, and finally entirely disappeared, as did the other diabetic symptoms.—*N. E. Med. Gazette*.

Treatment of Umbilical Cord.

First—Bandaging new-born infants is notoriously contrary to nature.

Second—All will readily admit that a bandage is troublesome, inconvenient, offensive and filthy—if not unnecessary.

Third—The putrifying cord “bundled” up in the old style oftentimes poisons the child, and leaves an open sore for days, weeks, and sometimes months, before all the applications of “soot, burnt alum, scraped horn, burnt leather,” as well as all the ointments, or anything else, will heal up.

Fourth—The bandage, as generally applied by the nurse, must, and does to some extent, at least, interfere with abdominal respiration, or the free and full expansion of the base of the lungs.

Fifth—The bandage when firmly applied interferes with the circulation of the lower half of the child.

Sixth—Should the bandage “slip” down before the cord is detached from the child, it is then pulling against the *tender* parietes of the abdomen.

Seventh—Should it “slip” up the same trouble is produced.

Eighth—Should it move to the right, we have the same condition.

Ninth—Should it move to the left, it produces the same trouble.

Tenth—If by any means the front part of the bandage be lifted from the child, we have the same state of affairs.

Eleventh—The trouble of calling in some expert old lady to see about the bandage.—*Hom. Journal of Obstetrics.*

✓ **A Simple Hypnotic.**

Frankhauser recommends the *mono-bromide of Camphor* as a hypnotic in cases in which the narcotics proper are not borne, or in cases in which they have lost their efficiency from long use. The doses required to produce sleep (he gives generally two, to two and a half grains in powder) are stated to be entirely harmless. Unpleasant effects, such as a feeling of fulness in the head, nausea, excitement, occur but rarely, and even then are only transitory. In most cases the drug is well borne, even though gastric catarrh, cardialgia, etc., exist. The hypnotic effect follows rapidly, as a rule.—*N. E. Med. Gazette.*

Pholapsus Ani.

The *Obstet. Journal* of Great Britain, describes a method of treating prolapsus of the rectum, in a child fifteen weeks old. The gut protruded four inches and recurred whenever reduced. The intestine was replaced and a finger introduced within the stricture was kept there for four hours continuously, the child being placed under the influence of *Morphine*. In the next twenty-four hours it slipped out five times but was immediately replaced by the mother. A cure was effected. [Next time give ✓ *Pod.*]—*Medical Investigator.*

Magnesia Borocitrica in Lithiasis and Gravel.

Dr. Koehler gives *Magnesia Borocitrica*, 1 part to 2 parts powdered sugar, one drop *oleum citri*, 120 grm. water, three times a day a teaspoonful in half a glass of water, and finds that it not only quiets the severe pain, but that small stones as well as gravel pass off under its use and the disposition to lithiasis is moderated. In chronic vesical catarrhs it acts well by its diuretic action, the urine soon becoming clear and transparent. Direct injections of the solution into the bladder act still quicker. The sediment of uric acid prevents often in babies all micturition. After giving a solution of *Magn. Borocitrica* 2-3:100, a teaspoonful every hour, the urine passes more freely and the deposit in the diaper proves the cause of the reaction.—*Allg. Med. Cent. Zeit.*, Nov., 1879.

Physical Examination of Persons Wishing to Marry.

The "Société de Médecine Publique et d'Hygiène Professionnelle" has been discussing the proposition of Dr. Bourgeois that the State should take measures to prevent the marriage of individuals suffering from hereditary diseases. By such action it is claimed that phthisis, epilepsy, insanity, and other diseases would soon be exterminated. Dr. Bourgeois would have every candidate for wedlock submit to a physical examination, and allow marriage to those only who obtained a medical license. A difference of twenty-five years in the ages should be a bar to marriage between two parties, provided one of them was over sixty.—*N. E. Med. Gazette*.

Boracic Acid Injection in Gonorrhœa.

Prof. J. G. Hyndman, of Cincinnati, has had remarkable success in the treatment of five cases of gonorrhœa, from injecting once or twice a day a solution of boracic acid in water, 5 to 18 grains to the ounce. Two or three days was sufficient in some instances to effect a cure. He advises the five grain solution to begin with. In a female with profuse discharge, the ten grain solution cured in three days. We are rather surprised at a statement made by Dr. Hyndman that this disease is known to be more difficult to cure in persons who have had previous attacks.—*Pacific Med. Jour.*

Eczema.

A case of terrible eczema of the penis and scrotum with tendency to nose bleed; worse in hot, sultry weather. Cured with *Bryonia*.—*Medical Investigator*.

✓

Anal Abscess.

A few weeks ago while reading the pathogenesis of *Berberis vulg.* the similarity of its symptoms to those of anal abscess impressed me. Two days later a client brought in his little boy, who had been kept awake two nights with pain about the anus, and painful defecation. I found the tissues at one side of the anus red, hard, and tender—evidently an incipient anal abscess.

✓ Accordingly I gave *Berberis* 30, in water every hour, and directed him to be kept in bed, and on milk diet. That night he slept a little, and next morning his bowels were moved without pain. The remedy was continued every two hours, and in two or three days he was well.

A similar case in an adult, since that time, ending as satisfactorily. *Berberis* is an admirable remedy, and will not fail to respond when strictly indicated. In congestion of the kidneys, ✓ nephritis, colic, and in gall-stone colic, it has served me well; and always in the 30th.—H. H. READ, M. D., in *Medical Investigator*.

Ozæna.

✓

On first coming under homœopathic treatment the patient said her life had become wearisome to her, on account of the fœtid odor emanating from her nose and throat, which was so repulsive that no one would be near her; making even the air of a room where she might be unbearable to others. The odor therefrom was like putrid herring pickle; her nose and throat were dry and stuffy, and the latter presented an appearance to the eye like the yellowish-green scale of a lizard. From these parts there was frequently thrown off greenish-yellow flakes or crusts. There was a constant putrid taste in the mouth; the tongue was sore; hearing defective; the skin generally was hot, harsh, and dry; she *never* perspired; the pulse was 140 per minute, and general emaciation had been going on for some time.

At that time I had recently seen a curative result from an-

other medicine, *Elaps Corallinus*, in a different but very chronic case, where the chief characteristics were frequency of pulse, heat and dryness of skin, and offensive discharge; that medicine was therefore now given in this case in the 6th centesimal dilution, with the pleasing result of completely curing it in about six to eight weeks; and with the exception of three or four slight relapses since, the patient has remained well up to the present time.—A. C. CLIFTON, M. D., in *Homœopathic World*.

✓ **Melilotus Characteristics.**

Head, fullness of; heaviness of head; dizziness in moving; throbbing in head; oppressive headache; head so full fear of epistaxis, feeling as if all the blood was there.

Fullness of the throat; hacking cough from tickling; oppression of the chest; smothering in the chest; constant coughing from fullness in the chest; soreness just under the ribs as if in the pleura; congestion of the stomach; cramp in the stomach; fullness in the abdomen; congestion of the ovaries, with a sense of heaviness and oppressive pain; enlargement of left ovary; internal piles with an oppressive sense of fullness.

Epistaxis., profuse for three days, (in eight cases.)

The above symptoms were obtained in proving the remedy. In my own case I did not bleed from the nose, but there was horrid congestion to the head which has left the meningeal capillaries enlarged, which has made me extremely nervous, and left me so. Have cured all cases of spasms, epistaxis, cramp in the stomach, menstrual colics, congestive headaches, (sick or) periodical headaches, congestion to the ovaries, congestion of the pleura, and congestion to the lungs and spine, that have ^{to} come under my observation or care for the last eight years.—G. W. BOWEN, M. D., in *Medical Investigator*.

✓ **Epithelioma of the Cervix Uteri.**

J. Marion Sims, in an elaborate article on the treatment of epithelioma of the cervix uteri, in the July number of the *American Journal of Obstetrics*, in conclusion deducts the following inferences:

“1. Do not amputate or slice off an epithelioma of the cervix uteri on a level with the vasa, whether by the ecraseur or electro-cautery.

"2. Exsect the whole of the diseased tissue, even up to the os internum, if necessary.

"3. Arrest the bleeding, when necessary, with a tampon of styptic iron, or alum cotton-wool.

"4. Be careful not to apply the tampon with such force as to lacerate the excavated cervix uteri.

"5. When the styptic tampon is removed, cauterize the granulated cavity from which the disease was exsected with *chloride of Zinc, Bromine, sulphate of Zinc*, or some other manageable caustic capable of producing a slough.

"6. After the removal of the caustic and the slough it produces, use carbolized warm water vaginal douches daily till cicatrization is complete.

"7. After the cure, put the patient on the use of *Arsenic* as a protection against the cancerous diathesis, and urge the importance of examination every two or three months for the purpose of detecting the recurrence of disease.

"8. Then if fungous granulations or granulations or knobby protuberances not larger than a pea are found, lose no time in removing them; and treat the case afterward with caustic, just as in the first instance.

"9. Almost every case may be benefited by operation, even where there is no hope of giving entire relief.—*Hom. Journal of Obstetrics.*

Warm Water vs. Cold.

There are two perfectly opposite views entertained in the treatment with water, of diseases or injury. Some using very warm water and some using ice, so before proceeding further let us examine the special action of hot water on the blood vessels. Ice constricts the blood vessels, diminishing their calibre, and consequently the flow of blood, causing congestion, and if continued it cuts off the flow entirely, finally producing death of the part; if there is a suspension of the supply of ice, reaction takes place, and if this application and suspension are continued inflammation is the result, the intensity of which only depends on the inattention to keep up a steady temperature. Warm water, on the contrary, enlarges the calibre of the blood vessels, increasing the flow of blood, equalizing the circulation, and relieving the congestion; this is very apparent in every-day life

in the simple action of washing the teeth in the morning; if you use fresh, cold water, the first application of the brush produces sharp pain along the teeth and gums until the water on the brush becomes warm, and when you gurgle to wash out the throat, it produces a sensation of a lump, and you cannot get up sufficient action to remove the tough mucus that has accumulated during the night; whereas, if you use warm water, it stimulates the secretion of mucus, and all accumulations about the throat are easily and perfectly removed; again, take a drink of ice water; it passes, as it were, over the spot without quenching the thirst, giving you a sharp pain in the temples, so you stop before being satisfied, and in a few minutes have to drink again; let this drinking of cold water be kept up during the evening, and when you retire you have a sensation of nausea in the stomach, and of fullness about the head, with pain passing through the vertex, and you are much hotter than before, which does not pass off till relieved by a copious perspiration.

In diseases of the throat, with me it is a *sine qua non* that cold drinks should not be used; I have seen people keep up a simple inflammatory sore throat beyond endurance by constantly sipping cold water, "it felt so good;" if gargles are used, they should be tepid, of the same temperature as the atmosphere of the room; your medicines will then tell; whereas if you use cold gargles or cold drinks you positively keep reproducing the disease; and how much more so, the more violent the throat affection; there is then a much greater necessity to use all warm applications externally and internally.

In injuries of the head, producing shock, the use of warm water is much more desirable than cold, restoring consciousness more quickly, also relieving pain, and producing quietness to the system. This is particularly apparent in young children, who, from tumbling about, receive sometimes very severe blows or bumps about the head. In such cases I have seen immediate and permanent relief given by merely the application of warm water.

In mastitis I have seen cases treated with applications of ice till the breast became honeycombed with sinuses, and the accompanying fever ran very high, and yet the whole case was reduced in a few days by changing the temperature of the water.

Likewise in enteritis, cases are reported where cold applica-

tions were used over the bowels, the consequence of which was a continuance of fever terminating in ulceration of Peyer's glands, with metastasis to the brain or lungs.

In fever, when nausea sets in, patients are constantly asking for cold water, the coldest they can get; it feels good while swallowing, but in a few minutes, as soon as it has become warm, vomiting sets in, after which they again call for cold water, going through the same trials *ad infinitum*. If, instead of cold water, you should give a cup of as hot water as your patient can drink, you will find that not only is the nausea and vomiting subdued, but also the thirst; and if the nausea should recur, another drink of the hot water will entirely relieve your case. The greatest difficulty to be overcome in the use of hot water is the old, established custom of cold water. "Doctor so-and-so always used cold water, and he was a good doctor," will be the constant cry. Even in some forms of dyspepsia, when the appetite is almost gone, and nausea frequently follows the meal, no matter how small, a cup of as hot water as can be swallowed, fifteen or twenty minutes before eating, will not only stimulate the appetite but promote digestion.

In typhoid fever, when the head becomes engorged, it has been the custom to apply ice to the head. If, instead of ice, you keep hot water diligently applied to the head, the result will soon become apparent; the temperature will be lowered, consciousness will be restored, restless raving will be subdued, and the patient fall into a quiet slumber. But in all these cases the greatest difficulty you will have to overcome is the outside interference of busy-body neighbors, who will recommend that the advice of the physician as to the hot water be not followed—"it is only some new vagary"—but the old use of ice water substituted.—DR. R. W. NELSON in *Med. Investigator*.

How to Make your own Koumiss.

Mr. R. Eaton Power, Medical Officer of H. M. Prison, Portsmouth, has made a series of experiments on the fermentation of milk, which appear to us well worthy of attention, since they may have for effect the placing of this valuable product within the reach of everybody. After trying the action of various ferments with little success, it occurred to him that milk contains in itself the elements of fermentation (caseine and sugar of milk), and that exclusion of the atmosphere and retention of the

carbonic acid produced at a suitable temperature, would fulfil all requirements and yield excellent koumiss. Mr. Power's experiments have, he tells us, proved the correctness of this supposition. Milk fresh from the cow is put into clean soda-water bottles, filled nearly to the top, tightly corked, and the cork secured with cord or wire. It is kept at a temperature of about 70° Fahr., and shaken every day for ten or eighteen days. It is fit to drink in ten days. By keeping it beyond eighteen days the quantity of carbonic acid becomes so considerable that a siphon-tap must be used to decant it, otherwise the whole contents of the bottle would escape when it is uncorked. It can be prepared, also, with milk from which the cream has been removed after standing for twelve hours.

In this preparation it is, of course, necessary to take precautions against the explosion of the bottles; endeavors should be made, also, to secure a tolerably uniform temperature of about 70°, and some discretion must be used as to the length of time the milk is allowed to ferment.

It should be borne in mind that *Koumiss* is fermenting, and NOT fermented milk.—*Journal of Medicine and Dosimetric Therapeutics*.

Carica Papaya.

I have received from Rev. E. E. Reinke, of Fairfield, Island of Jamaica, a quantity of the leaves, roots, bark and juice of the unripe fruit of the *Papaya*, some account of which was given in your journal of a few months ago. It will be remembered that it possessed some very singular properties. (1.) That of changing in a wonderful manner animal substances, and making tough meat tender in a few minutes. (2.) It destroys virility in man and animals. (3.) It dissolves worms into pulp (digests them?) (4.) Is said to dissolve the false membrane in diphtheria. (5.) Said to remove warts. Whether we shall get any of these effects from the preparations of the dried drug remains to be seen. I will place with Duncan Bros. and Gross & Delbridge, tincture specimens of the preparation, which will be supplied in small quantities to those physicians who wish to experiment or make provings of the drug. Both pharmaceutical houses will soon have sufficient quantity to supply the demand for medical purposes. We hope soon to see some provings on men and

women, and also the results of some experiments on animal substances, dead and living. I clip the following from the *New Remedies. Papaya-Pepsin*.—It was not to be expected that the digestive properties of the juice of the papaw-tree (*Carica papaya*, comp. our last number, p. 209), would long escape the enterprise of manufacturing pharmacutists. Messrs. Trouette & Perret (Depot: E. Trouette, 68 Rue de Rivoli, Paris) have placed on the market a syrup, an elixir, a wine, cachets, and troches of "papaine or vegetable pepsin."—E. M. HALE, in *Medical Investigator*.

Surgery of the Urinary Organs.

POINTS IN THE SURGERY OF THE URINARY ORGANS WHICH EVERY PRACTITIONER OUGHT TO KNOW.


Mr. Teevan lately read a paper before the Harveian Society of London with the above title:

The first point he brought before the society was that retention of urine in children is always caused by a stone unless there is some mechanical obstruction to the escape of the urine, such as a contracted meatus or tight foreskin.

2. That incontinence of urine, which is diurnal as well as nocturnal, may be caused by a calculus impacted in the deeper portions of the urethra. He explained how it was that in one case a stone would give rise to retention and in the other to incontinence. When a calculus was at the meatus internus it was accurately and firmly embraced by the sphincter so that no urine could escape. When, however, the stone advanced half an inch further forward it acted as a gag and prevented the sphincter from closing, so that the water dribbled away along the sinuosities in the calculus.

3. That incontinence of urine in boys may be caused by a congenitally contracted meatus. If the urine could not escape freely in the act of micturition, reflex irritation was set up and dribbling took place.

4. That dribbling of urine in men signifies retention, not incontinence. He explained the apparent paradox, showing how in cases of enlarged prostate or stricture the patient always left some urine behind after an act of micturition, which gradually accumulated, the over-distended bladder not being able to contract on its contents, the action of the sphincter being still per-



fect. At last, however, the sphincter became weakened a little by the great pressure and leakage followed, so that urine was always dribbling away.

5. That if, when a catheter was passed in a man, the urine was expelled with great pain and violence, not only through the instrument, but in streams by its sides, there must be a calculus impacted in the deeper portion of the urethra.

6. That it is not possible to empty every man's bladder with a catheter, as the organ is sometimes sacculated.

7. That a gleet of more than six months' duration means incipient stricture.

8. Behind an enlarged prostate always suspect a stone, as there are in that complaint all the conditions present for the local formation of calculus.

9. If a man who complains of painful and frequent micturition is worse in the day than at night, he most likely has a stone. Prostatic cases were much worse at night than in the day, whereas calculous patients were most comfortable while in bed, but when they moved about in the day they suffered greatly from the movements impressed upon the stone.

10. When a man who complained of frequent and painful micturition was much worse when riding in a vehicle or on a horse, he most probably suffered from stone.

11. Before delivering a child see that the mother's bladder is empty.

12. If a woman had retention of urine after childbirth, she ought to be relieved with an elastic olivary catheter, the interior of which was completely filled by a bougie. For the want of this precaution the catheter often became plugged with mucus, and cystitis was set up by the nurse's ineffectual attempts to withdraw the urine.—*Louisville Medical News*.

Diphtheria.

I have learned a few facts about this disease which I subjoin. In the cases calling for *Kali bich.*, the 3x trit. is much more efficacious than the higher potencies. The symptoms calling for this remedy are too familiar to repeat. Of *Apis* the reverse is true. *Lac caninum* has done me good service. It is called for by the pearly white color of the exudations, and a white and perhaps glistening tongue. The presence of scabby eruptions

about the mouth is an additional indication. I use the 200 and
✓ cm. *Ayrum triph.* when the child picks constantly at its lips,
nose, etc. It once rescued for me a very grave case. I have
✓ seen three cases of diphtherotic croup recover, two under *Bro-*
mine 2x and the other under *Ars. iod.* 3x, but can not tell the
indications for either.—H. M. READ, M.D., in *Medical Investigator*.

Clinical Hints.

Case of Cholera cured by Phosphorus.—Prostration extreme ;
pulse full and strong, though slow ; rice water discharges ;
cramps in soles of feet ; skin shriveled.—*Soc. Proc. Cent. N. Y.*

Bloodless Treatment of Small Tumors.—Dr. Dorhn's method is
as follows : A single or double silk thread should be passed, by
means of a needle, through the long diameter of the growth.
Both ends are then brought up and tied over the top of the
tumor. In large tumors, another thread, at right angles, is used.
No reaction. In a few days a thin fluid begins to flow from both
orifices ; then a thicker fluid, and the tumor begins to diminish.
After the sides of the growth have fallen in, the thread may be
removed. Cystic, solid, hygromatous ganglia, atheroma of the
scalp, lipomatous tumors and sarcomata have been treated this
way successfully. No suppuration follows, and no scar.

Kali Chlor. in Rhus Tox. Poisoning.

CASE I. June 12th, was consulted by Mr. B. for rheuma-
tism, patient complained of pain in lumbar region, extending
down to the toes, pain in shoulders extending to the fingers.
Joints swollen and painful, piercing, frontal headache, pains all
better from motion and worse when quiet. No vesication. As
the patient had been in the woods to a picnic I diagnosed *Rhus*
tox. poison and gave *Kali chlor.* in ten grain doses every four
hours, after taking the first dose an eruption appeared and pain
subsided, six powders entirely relieved the patient, and as he ex-
pressed it he could feel the pain leaving him.

CASE II. Miss S. aged seventeen, dark hair and eyes, had
been poisoned several times by *Rhus tox.* And so susceptible
is she that she cannot go into the woods where it grows. She
had been suffering for several days when I saw her. She com-
plained of pain in back, shoulders, arms and legs. The face and

arms were covered with vesicles and presented a shining appearance. Eyes swollen, shut and injected. Temperature 103°, pulse 120, full and bounding, severe frontal headache. Patient very restless. Prescribed *Kali chlor.* in five grain doses. A powder to be taken every three hours. In forty-eight hours, patient was entirely relieved.

I have used *Kali chlor.* in quite a number of cases with good results in every case.—F. P. GREEN, M.D., in *Med. Investigator.*

Thuja in Deafness and Adipose Tumor.

✓ Smoothing concerning *Thuja* that I have seen leads me to write what has been accomplished with this remedy in my hands. Mr. S., consulted me concerning deafness. I diagnosed it as due to dryness of the tympanum. Gave him *Thuja* 1x, a drop every 3 hours, twenty-four hours afforded entire relief.

Mrs. J. B., consulted me concerning an adipose growth on the right side of the neck; it was about an inch and a quarter in length and half an inch wide. She had, according to her statement, been treated by some twelve different physicians for the difficulty. I prescribed *Thuja* 1x trit.; of this I gave a powder every three hours, and at the end of a month it had entirely disappeared. Not hearing from the patient I take it for granted there has been no return of the difficulty.—*Medical Investigator.*

Teucrium and Hay Fever.

✓ As the hay fever season is upon us, let us call the attention of the profession to a remedy which has had but little if any attention given to it in connection with this disease. Among the symptoms of *Teucrium* the following are noticeable, being such as are often found in cases of this disease:

“The eyes look as if one had been weeping, with smarting in the canthi and redness of the conjunctiva.” “Redness and puffiness of the upper eyelids.” “Profuse smarting tears in the open air.” “Fine ringing in right ear when blowing the nose, squeaking as if air was forced through mucus.” “Tingling (itching) in the nose.” “Stinging, lancinating pain in the upper part of the nasal cavity.” “Frequent sneezing, with tingling in the nose without coryza (or followed by coryza).” “Sensation in one nostril as if it were half stopped.”

That *Arum mac.* 30 I got of you shut off one case of hay fever in three or four days, and the patient *keeps well.*—*Med. Inv.*

Digitized by Google

THE HOMŒOPATHIC NEWS.

VOL. 10.

OCTOBER, 1880.

No. 10.

✂ To insure publication, articles must be *practical, brief* as possible to do justice to the subject, and carefully prepared so as to require little revision

✂ The Editor reserves the right to further condense all articles sent, so as to fill as little space as possible without interfering with the ideas expressed.

✂ Readers of the NEWS will oblige the Editor by sending copies of local newspapers, pamphlets, short articles, etc., which will be promptly acknowledged.

The Hering Memorial.

In common with other cities and associations, on the night of October 10th a meeting of physicians and laymen was held at Pickwick Hall, St. Louis, for the purpose of eulogizing the life and services of the late Dr. Constantine Hering. A large audience assembled to do the dead honor, and learn of his labors.

Dr. W. A. Edmonds, President of the St. Louis Society of Physicians and Surgeons, called the meeting to order, and after an anthem well rendered by a volunteer choir, Rev. J. Snyder pronounced an invocation. Dr. Geo. S. Walker then delivered the oration, a most able effort, abounding in choice thoughts and poetical ideas.

Dr. Valentine delivered an original poem, giving in verse an outline of Dr. Hering's life. Incidents in his life and character were detailed by various physicians present.

The meeting in every way was a marked success, and was convincing evidence how strongly the people felt their interest in all things pertaining to homœopathy. Few men have had more honest and sincere tears shed over their graves than
CONSTANTINE HERING.

DENVER.

At the Hering memorial meeting held in Denver, October 10, our old friend Dr. A. S. Everett made a most eloquent speech. He is famous for such deeds. We notice, too, the unusually good remarks of several other physicians. The Hering Memorial Volume will be a valuable book.

St. Louis College of Hom. Physicians and Surgeons.

The Class at the above institution continues to increase in size and interest, and before many days have passed it is anticipated it will surpass that of any preceding year. St. Louis means to have a Homœopathic College equal in every particular to any in the country, and a high order of education will be a strong characteristic of the graduates.

New Partnership.

We learn that J. P. Dake, Jr., M.D., formerly of Nashville, Tenn., has located at Hot Springs, Ark., and has formed a partnership with D. L. I. Ordway, the well-known physician of that place. We cordially commend the new firm and wish them every success.

Dr. Lee Dowling, of Ottumwa, has been appointed lecturer in the Oskaloosa College, Oskaloosa, Iowa. He will fill the chair of Practical Therapeutics and Pathology. The Doctor has in course of preparation a text-book for schools and colleges, on Anatomy, Physiology, and Therapeutics, and this lecture course will afford him a good opportunity of testing the practicability of his outline of instruction before giving it to the public in book form.

Cases.

PHOS. 30.—Lady, æt. 23; high fever, skin hot, pulse 120, weak; tongue coated white, thirsty; diarrhœa watery and not controllable; *Bry.* 30. Next a. m., about same; tongue browner, intense thirst for cold drinks, dizzy on raising the head from the pillow; continual oozing of watery, slimy stool from the anus, which seemed to remain open. *Phos.* 30 cured promptly.

BELL. 4m.—Severe pain in right eyeball, throbbing, sharp, commencing very suddenly. Almost crazed by the least light. Examination revealed serious corneitis. Prompt cure.

MERC. COBE. 30.—Ulcerated cornea, which had proceeded so far, the anterior chamber had evacuated itself through the lower part of the cornea, and the iris partially prolapsed, protruding through the opening. Applied pressure, bandage and gave the above remedy. Cured.

JOURNALS OF THE MONTH.

AMERICAN HOMŒOPATH.—Carcinoma of the stomach, case recorded by Dr. Haines—stomach, pancreas, spleen and gall bladder joined in one cancerous mass.

Dr. Hills gives some directions as to the use of the rubber bandage. Its efficacy is due to the exertion of gentle and uniform pressure. It should not be tight; begin at the toes; taken off before getting to bed; reapplied before rising.

Dr. Jousset found the wine of *Cinchona*, one spoonful every hour, (Jacoud's method) useful in erysipelas ambulans. He further discusses potencies, advocating the low in the majority of cases.

Dr. Clemmer found by experiment that water could not pass from below upwards through the ilio cæcal valve, hence useless to attempt to relieve troubles, by injections, which lie above it.

A case of intermittent is reported by Dr. Ricardo.

Dr. Butler contributes an article on electro-neurology, giving directions how operations, when required, should be performed, in cases of fibroid tumors, fatty tumors, adenoid and cystic tumors and ulcers.

An *Arsenic* case is reported by W. P. Wesselhoeft, M.D.

Drss. Bostwick-Mount records a case of prolapsed cord, dead baby, and the value of *Ergotine* in preventing the flow of milk into the breasts.

A number of extracts appear from cotemporary journals.

Dr. Leon Simon Fils writes on auto-inoculation as a means of diagnosis, and quotes a case.

Dr. Moore gives a case of glaucoma, so diagnosed, greatly aggravated by a cold, excision being recommended, which was saved by *Phos. 3x*.

Dr. Guernsey calls attention to defective nutrition, which can be best overcome by attention to diet.

HÄHNEMANNIAN.—Dr. Farrington continues his studies in *Materia Medica*, *Lachesis* being still the theme. The comparisons are valuable and should be well studied.

Dr. Tantum advocates Florida as a resort for consumptives.

A case of renal cancer will be of interest. The case was diagnosed before the post-mortem.

Dr. Samuel Potter affirms his belief in the 6th potency. Dr. Sherman's proving of *Acon.* 6x, seems to have been the conquerer.

√ Dr. Fornias calls attention to the use of *Sabadilla* in measles; *Squilla* was next useful. *Bryonia* for the the thoracic effects, when localized.

Dr. Armstrong writes on the cardiac complications of scarlatina, inflammatory and dropsical. He recommends for endocarditis *Acon.*, *Bry.*, *Naja* and *Ars.*; for pericarditis, *Ac.*, *Bry.* and *Cactus*.

Dr. McGeorge gives some notes on *Hyoscyamus* and comparisons. He thinks *Bell.* is often given when *Hyosc.* would be better.

Dr. Lewis translates an article showing an attempt to transplant a piece of the cornea of a dog to the human eye, in a case of staphyloma.

An extract is made of a paper by Dr. Hammond on Thalamie Epilepsy, the phenomena of which are simple hallucinations and loss of consciousness, and the optic thalamus is the seat of it.

Letters from Drs. Boericke and James record their experiences abroad.

HOMŒOPATHIC WORLD—Presents some remarks on the Homœopathic Congress of 1880, at Leeds.

Dr. Dudgeon tells of a new sphygmograph. It would be much clearer if illustrated. Its being cheap is a strong feature in its favor.

Dr. Clarke shows up damp dwellings.

Some observations on *Vernonia Anthelmentica* in leucoderma are of interest. It is an eastern remedy and used largely externally. Dr. Ramasnehi, of Lucknow used it with some success in lepra alba; the alcoholic extract mixed with equal parts of *Chaulmogo* oil. *Ars.* 6 internally.

Articles on: "Is There a Law of Therapeutics?" "Hygieo-Therapy," "Temperance Hospital and Homœopathic Hospital," and "London School of Homœopathy," fill up the leading department.

MEDICAL ADVANCE.—Dr. Johnson is disposed to make three varieties of diphtheria, according to its intensity. Seasons have

nothing to do with its malignancy; does not regard it as contagious as measles or scarlet fever. *Apis*, *Canth.*, *Dach.*, *Lyc.*, *Calc Chlor.* *Nit. Ac.*, and *Bromine* by inhalation being chief remedies; prefers *Alcohol* for gargle.

Dr. Eggleston continues his article on Sanitary Science and the Germ Theory of Disease.

Dr. H. E. Beebe gives a good article on Clinical Thermometry with some remedy indications corresponding to the rise and fall of the mercury in the thermometer.

Dr. Gillard writes on Typhoid Fever. He does not believe it (the abdominal form), due to the introduction into the susceptible organism of poisons in which decomposition of animal matter is the most important part. He thinks the poisons are produced outside, and that the disease is essentially miasmatic.

Dr. H. C. Allen gives us some clinical cases. Angina pectoris (?) cured with *Cimicif.* 30; membranous dysmenorrhœa by *Alumnia 2c* and *Borax 2c*.

The Department of General Clinics is full and interesting.

Drs. Rush and Beckwith write on the subject Insane Asylums, their uses and abuses, and remedies.

Dr. Phillips' paper on Hypermetropia appears in this number.

A very full account of Dr. Tauner's celebrated fast is given, with correspondence, etc.

Dr. Lippe defends Dr. Berridge against his critics.

N. E. MEDICAL GAZETTE.—Dr. S. G. Bailey's prize essay at his graduation at the Boston School is printed in full. It is very able.

Dr. Sam'l Potter writes on the signs of the times, believing somewhat in absorption of our principles by the Old School.

Dr. Billows writes in defense of vivisection.

HOMŒOPATHIC REVIEW.—Dr. Sharp's paper on the action of drugs in disease will repay careful reading.

S. H. Blake continues his paper on Reports of Clinical Cases. The use of *Baryta*, *Carb.* and *Graphites* cover the ground.

Dr. Scott discusses State Medicine.

Dr. Berridge continues his pathogenetic record in *Glanderinum*.

PHYSICIANS AND SURGEONS' INVESTIGATOR.—Dr. A. A. Hubbell writes on some defects in vision, causes, diagnosis and treatment.

Dr. Howard contributes an article on Diarrhœa. He relies very largely on a mixture of *Camphor*, *Ipecac* and *Veratrum*, each 2 drachms; 3 drops every half hour until better. This is a little mixed for no indications.

"An Allopath" can't give up his eclecticism for Hahnemann. He can't see the truth of homœopathy; has tried it and gives it up.

Dr. Wetmore's Surgical Notes present some cases of interest: schirrus of the breast weighing six pounds, and some cases of osteo-sarcoma.

The diagnosis of tumors of the mammary gland, by Prof. Gross is reprinted from the *N. Y. Medical Journal*.

Fifteen points are given on the law of privileged communications by patients to physicians. Some interesting points are developed as to how much a physician shall tell in a court of justice.

MEDICAL INVESTIGATOR, Sept. 1.—The Medical Demand hits the nail on the the head when it says the cry is for *good* homœopathic physicians—not a man with a diploma.

An article on Hints to Students on Medical Study contains some valuable advice on medical works to purchase as well as methods of study for the three years' course.

From Vol. 2 of Diseases of Children we have an item on hay fever in children. Begins during the month of August, and due to a cold contracted the first cool spell of the month. Symptoms variable; treatment, *Arum mac.* 30 for catarrhal symptoms. *Arsen.* relieved one case, *Ipecac* another.

Dr. Gilchrist gives us a case of "Ethics." Old school interference in a proposed operation, and consequent loss of the case. Same story.

Dr. Kellogg says the Hom. Mutual Insurance Co. can afford to take risks 10 per cent. cheaper to homœopaths, because the system is in favor of longer life than under any other.

Dr. Tooker takes the ground that bacteria or any living germ or the spores of germs are not the cause of contagious diseases either primarily or as carriers of the disease poison; that the

evolution of infectious disease is not heterogenetic, but rather autogenetic.

Dr. T. D. Williams gives vent to some righteous and justifiable indignation over the shelving of the committee on a Hom. Pharmacopœia, by the American Institute of Homœopathy.

Dr. Duncan wants some help on the hay fever question. He gives a table to aid the statistics. Give him a lift.

Dr. Piersons writes a good, level-headed article on charging the clergy. There is too much of this professional begging and mistaken charity.

Dr. Cummings gives a good clinical article on intermittent fever, with the remedies and indications.

Sulph., Carbolate of soda as an intercurrent is highly recommended in diphtheria, in 1-grain doses every six hours.

A case of venous hemorrhage from the rectum comes from Drss. Wilson.

Dr. Newhall writes of a new remedy, *Euphorbia hypercifolia*, milk parsley, which was very efficacious in dysenteries and diarrhœas, where *Merc.* and *Coloc.*, apparently indicated, did no good. He gave it in the 2nd dilution. Boiling it in milk seems to render it astringent, but the dilutions do not produce the same effect.

Dr. DeVol writes a paper on Medical Education and wants a mixed board of examiners.

The proceedings of the American Institute of Homœopathy are continued.

CLINICAL REVIEW—Opens with a very interesting letter from Dr. Harris of St. Louis, concerning Guy's Hospital in London.

Dr. Haynes sings the praises of the microscope, rightly used. A thorough education in the use of this instrument is necessary to a complete medical education.

Dr. Cowperthwaite's article on Fever Remedies is reprinted from the *Medical Counselor*. It gives a comparison of the remedies used in fever, with general indications.

Dr. S. B. Parsons contributes some surgical articles of much value and interest. We have made several extracts. He writes on malposition of the fingers from the contraction of a cicatrix; this was loosened and skin transplanted, making a cure. A sim-

ilar operation was successful in a keloid growth (congenital) of the face. Cartilaginous tumors of the fingers were removed by amputation. On neuroplasty with re-establishment of functions, showing that plastic operations on nerve trunks can be successfully performed. Tubercular tumors of the mammary gland, amputation of the breast. A new vaginal speculum, used either as bivalve or Sims' is illustrated by a cut, as well as a new clinical fever thermometer with an improvement in the manner of registering the height of the mercury column. A new syringe, acting with a large reservoir which regulates the stream. It can be made to act as a syphon, and is invented by Edw. Hall of Philadelphia. In the treatment of diseased joints, Prof. Verneuil advocates rest. As Dr. Parsons remarks, since the appearance of Hilton's Rest and Pain, the surgical world have gone into extravagancies on the subject without judgment.

Jousset's article on Homœopathic Dose is reprinted from the *Homœopath.*

A translation of some clinical remarks of Dr. Martiny on the heart affections illustrates the effect of *Cactus grand.*

The Editor's Drawer is very bright.

AMERICAN OBSERVER—Now introduces the Book Department to the fore, it occupying the opening pages.

Under the department of Physiological Chemistry we find an article on the influence of fatty matter on the absorption of *Arsenic*. Chapuis concludes that *Arsenic* alone is much more poisonous than when mixed with fatty matters. It has not, when mixed with fat, a corrosive action on the mucous membranes of the digestive tract; contrary true when given alone.

Pasteur finds the germ theory applicable to the etiology of ordinary diseases.

Tobacco in its Relation to Women shows abortion very frequent amongst women workers in tobacco factories, according to some authors; to others, due to hygienic surroundings at home.

Dr. Jewett records a case of dysmenorrhœa relieved by Sims' operation.

Trillium pend. 1x trit. in the hands of Dr. Taylor, relieves the hæmorrhage of pregnancy in a threatened abortion. In the climacteric it is of no avail.

Pseudo-membranous inflammation of the Larynx and Tracheæ—Membranous Croup, is edited by Dr. Hart. After describing the disease, he gives the various kinds of treatment proposed by various writers. Amongst the remedies recommended are, *Kali bich.* and *Merc. Proto.* 3x, every hour alternately. *Aconite* and *Spongia*, with *Hepar.* during the day; *Kali bich.* if much mucus remains in the air passages; *Sanguinaria*, the acetous tinc., with spray from a steam atomizer, *Iod.*, *Brom.*, *Spong.*, *Hep.* in potencies from 15th to 30th cent. Injections into the larynx of 2½ per cent. solutions of *Sulph. Zinc*, or penciling with the same. *Kaolin*, massage and *Apomorphia*. For indications see Journal.

HOM. TIMES.—Dr. J. Edwards Smith, of Cleveland, writes on remarks and suggestions concerning certain homœopathic triturations. He finds many specimens of so-called *Aurum* contain no gold at all; that Witte, of Cleveland produces the best specimens offered, and the most thoroughly triturated.

Dr. Minor presents a paper on Acute Peritonitis and its Relation to the Diagnosis and Surgical Treatment of Diseases of the Abdominal viscera. A peritonitis may obscure other diseases, becoming diffuse, or other diseases may conceal the peritonitis.

A paper on *Chloroform*, from the late Dr. Von Tagen appears. He does not think the many deaths attributed to this agent just, but rather is the fault due to a condition of the system. He advises an outfit, with *Aq. Anem.* and *Amyl Nit.* for antidotes, and gives directions as to treatment for resuscitation.

Dr. Thompson reports some cases of erysipelas cured with remedies, same applied in mother tincture, externally.

Dr. Breyfogle reports some cases of intestinal parasites, and the successful use of *Chenopodium* which cured a constipation existing at the same time.

Dr. Oehme gives us a case of intermittent quotidian, catarrh of the frontal sinus, headache and earache, all cured with *Arg. nit.* 3x.

Two cases of epithelioma of the tongue, one relieved by ligating the right lingual artery, the other by dividing the gustatory nerve, come from Dr. Frost of Buffalo, N. Y.

MEDICAL COUNSELOR, SEPT.—Julia Holmes Smith, M. D., insists on a large number of anteversions in women, and with Scanzoni that they are eight times more frequent than retroflexion. She prescribes rest in a horizontal position, on a mattress, hips up, clothes loose. After inflammation is reduced, sponge tent left *in situ* about ten hours, and every three hours an irrigation with a solution of *Kali chlor*. In addition, a hypogastric bandage, with a pad to keep the intestines back.

A sufferer gives his experience from eating two nutmegs.

Dr. F. H. Foster believes that many headaches are due to errors in refraction which can be cured by proper eye treatment. He quotes cases.

Dr. Rushmore gives some clinical verifications. *Aisenicum* intermittent high. Toothache—grumbling pain in hollow tooth, worse from food, cold water or air, better from warm drink. *Staph.* 800 cured. Panaritum cured with *Apis*: red swelling of left thumb, fluctuating about the root of the nail, with a burning, stinging, throbbing pain running up the arm, worse when arm hangs down; *Apis* 9c. Qhagades in palm of right hand, worse from working in water. *Sulph.* 45m.

Dr. Gilchrist gives some directions in minor surgery which are practical.

Two cases, *Sepia* and *Murex* are reproduced.

Dr. Lewis criticises a case of amaurosis, the cure of which is credited to *Lachesis*. He doubts the diagnosis.

Dr. Boyce gives an *Arnica* case, the pains being sore in their kind, bruised sensations. This soreness seems characteristic of this drug in whatsoever disease it appears.

Dr. Sherman gives a good paper on *Alcohol*, with tests for impurities.

List of Journals.

North American Journal of Homœopathy (Quarterly).—Editor, S. Lilienthal, M. D. Publishers, Boericke & Tafel, New York. Price, \$4 per vol., or 4 Nos. Volume commences in August.

American Homœopath. (Monthly).—Editors, Charles E. Blumenthal, M. D. Arthur T. Hills, M. D. Publishers, A. L. Chatterton & Co., New York. \$2 for 2 vols 12 Nos. Volume commences in January and July.

United States Medical Investigator. (Semi-Monthly).—Editor, T. C. Duncan, M. D. Publishers, Duncan & Bro., Chicago, Ills. Price, \$3 per vol., 24 Nos. Volume commences in January.

American Observer. (Monthly).—Editor and publisher, Edwin A. Lodge, Detroit, Mich. Price, \$2.50 per vol., or 12 Nos. Volume commences in January.

St. Louis Clinical Review (15th of each month.) Editor and publisher, Philo G. Valentine, A. M., M. D. St. Louis. Price, \$2 per volume of 12 numbers. Volume commences in March.

Homœopathic Times (Monthly).—Editors, E. Guernsey, M. D., Alfred K. Hills, M. D., J. G. Gilbert, M. D. New York. Price \$3 per vol., or 12 Nos. Volume commences in April.

Cincinnati Medical Advance (Monthly).—Editor T. P. Wilson, M. D., Ann Arbor, Mich. Publishers—Advance Printing Co., Cincinnati, Ohio. Price \$2 per vol. or 12 Nos. Volume commences in July.

New England Medical Gazette (Monthly).—Editor, Herbert C. Clapp, M. D. Publishers, Otis Clapp & Son, Boston, Mass. Price, \$1 per vol. or 12 Nos. Volume commences in January.

The Organon, a quarterly Anglo-American Journal. Editors, Thomas Skinner M. D., Edward W. Berridge, M. D., Adolph Lippe, M. D., Samuel Swan, M. D. published at Liverpool. Price, \$4. Volume commences in January.

Homœopathic Review (Monthly).—Edited by Drs. Pope and Dyce Brown. Published by G. Gould & Son, London, England. Price, \$4 per volume, or 12 Nos. Volume commences in January.

Homœopathic World (Monthly).—Edited by Dr. J. C. Burnett. Homœopathic Publishing Co., London. Price, \$2 per vol., or 12 Nos. Volume commences in January.

Hahnemannian (Monthly).—Editors, L. A. Farrington, M. D., Pemberton Dudley, M. D. Business Manager, Bushrod W. James, M. D., Philadelphia, Pa. Price, \$3. Volume commences in January.

Homœopathic News (Monthly).—Editor, C. H. Goodman, M. D. Publisher, H. C. G. Luyties, St. Louis. Price, one dollar per volume. Volume commences in January.

Medical Counselor (Monthly)—Editor, H. R. Arnd, M.D. Publisher, W. A. Chat. terton Chicago. Price, \$2 per volume of 12 Nos. Volume commences in April.

Am. Journal of Electrology and Neurology (Quarterly).—Editor, John Butler, M. D. Publishers, Boericke & Tafel, N. Y. Price, \$2.00.

British Journal of Homœopathy, (Quarterly)—Editors, Drs. Dudgeon and Hughes Publisher, J. E. Adlard, London, England. Price, \$4 per vol., or 4 Nos. Volume commences in January.

Hom. Journal of Obstetrics and Diseases of Women and Children (Quarterly) H. Minton, M. D., Editor; Publishers, A. L. Chatterton Pub. Co., N. Y. Price, \$4.00 a year, 4 Nos. Volume begins Aug. 1.

The Hom. Expositor (Quarterly). Ed. J. Morgan, Jr., M. D., Editor, Ithaca, N. Y. Price, 50c a year.

The Clinique, (Monthly).—Business Manager, T. S. Hoyne, M. D., Chicago, Ill. \$1.00 per vol. of 12 Nos. Volume commences in January.

☞ Please remember that we are taking subscriptions for all the Homœopathic Journals. If three are taken at the same time, we make a reduction in price.

New Book.

Herbert C. Clapp, M. D., of Boston, has just written a new book entitled "Is Consumption Contagious, and can it be Transmitted by Means of Food?" Otis Clapp & Son will publish it in November. Dr. Clapp is well known as the author of a work on "Auscultation and Percussion" and we look for something good from his pen.

A New Operation for the Radical Cure of Hydrocele.

Dr. Bernard Bartow, in the *Buffalo Medical Journal*, offers a new method for the cure of hydrocele. An incision from three to four inches in length, is made in the scrotum, in the centre of the hydrocele tumor, extending through the subcutaneous tissues, until the sac is exposed. The lower connective tissue is then separated from the sac to the extent of about an inch on either side of the line of the incision, exposing about one-third of the circumference of the tumor. The distended sac protruding into the wound renders this last step easy of accomplishment. Into the most depending part of the tumor thus exposed, a fine trocar and canula is introduced and the fluid is drawn off; the entire wound is left open to close by granulation. It is intended the air shall not be admitted into the sac, and therefore the incision should be made with antiseptic precautions, and continue during the subsequent treatment. The degree of inflammation following the operation was in no case very active or extended; no sloughing of tissues nor other untoward feature, although in one case no antiseptic measures were observed. In all cases the scrotum was supported by a suspensory during the time the incision was healing, which was the fourteenth day.

A STILL BETTER METHOD.—After withdrawing the fluid by aspiration, the needle should be removed, and the walls of the sac simply pressed or kneaded together, and forcibly so, or rather to the extent the patient can bear easily. This should be continued for several minutes. Pressure on the cord and testicle should be avoided. Follow with the passing of adhesive straps to compress the parts, and support the whole with a suspensory bandage.—*Clinical Review.*

Worse after Sleeping.--Lachesis.

That is true, but it is not the whole truth; it misleads. The symptom should read thus: "The patient's sufferings waken him from sleep." Many symptoms of *Lachesis* seem to grow worse, or to set in when the will of the patient becomes inoperative in sleep, and he is awoken by them. The remedy seems to profoundly affect the involuntary functions and the will-power must supply the deficiency.—C. B. GILBERT, M. D., Washington, D. C.

Anti-Vaccination Society.

There is at last an Anti-Vaccination Society in New York, though hostility to the prophylactic method has for some years taken that form in England. The Society occupies the ground that faith in vaccination is a popular delusion; that statistics prove that it is not to be relied upon; and that in spite of it small-pox still rages more or less in all countries, no matter how generally vaccination has been resorted to. There is nothing new in this. It was long ago discovered that vaccination is by no means the sure and absolute preventive which it was at first enthusiastically supposed to be. But in spite of exceptions, there is no doubt that upon its introduction it did diminish the virulence of the disease. The new Society takes issue, however, upon the assertion that the amount of mortality from small-pox bears a fixed relation to the extent of vaccination. It denies this, and asserts that the disease has increased even after vaccination has become compulsory; while the process has been followed by deplorable effects upon the human system. The question can only be settled by an abandonment of vaccination, which, at present, seems to be hardly probable.
—*Amer. Hom.*

✓ **Enuresis Cured with Benzoicum Ac.**

In January last Mrs. R. consulted me about some uterine trouble and when cured remarked that she wished I could do as well for one of her children. It was then that I obtained the foregoing history. At my request the boy was summoned. He was eight years old. (Had a shriveled old look for one of his tender years. Was short, stunted, shuffling and slovenly; had no snap; did not care to play with the other children; was cross and surly; appetite poor, slept much and soundly. His pants, a dark cloth, had a chalky white appearance about his penis. The odor was strongly ammoniacal, very fetid and permeated the whole room in five minutes after his entrance. The quantity of urine as described by the mother, was so great, particularly at night when he would nearly drown himself, not only once but often three times, that I examined for sugar. None was found. The flow seemed to anticipate the desire, if he had any, for very frequently the wetting of his clothes was simultaneous with his start toward the urinal. There was no heredi-

tary taint that I could discover. The family history on both sides was excellent. No syphilis nor gonorrhœa. The other children—three older and three younger—were fine specimens. I could recall no similar case cured with well tried remedies, but remembering reports in this journal Vol. X. I believe, of remarkable cures made with *Benzoicum ac.* low, I advised the mother to let me make the attempt to cure him, to which she consented provided her husband should not learn of my failure. At once I put him on *Benz. ac.*, 10m Fincke. This was the only preparation I had in my office. It was fairly tried but failed. It being a dozen years old, and fancying age and potencies might not agree, I obtained the 200 from a neighboring pharmacy. The result was the same. I then prepared the 1st centesimal trituration of which I gave a powder every four hours. The boy improved immediately and was well in three weeks and remains cured. He has grown more this summer than before in two; seems changed in spirits as well as in appearance. Thanks to the doctors who have reported their cures of enuresis with *Benz. ac.*, in the *U. S. Med. Inv.* I have reported this case at length for I think it will be difficult to find a worse one; it may encourage others to try a low potency of this remedy in a similar forlorn case. I have to regret that microscopic and chemical examinations of the urine were not made. They should always accompany such reports.—Dr. PIERSONS, in *Med. Inv.*

Veratrum Viride.

✓ A few years ago, during an epidemic of scarlet fever, in bad cases, when the arterial excitement was intense, and the pulse ran up rapidly, with great congestion of the cerebral vessels, *V. viride* was superior to *Aconite* or *Belladonna*. It may be exhibited advantageously as often as every ten minutes. The pulse will soon begin to fall, and when it has been reduced to 100, the time should be lengthened to thirty or sixty minutes; for, if continued too long, it will produce vomiting and great general prostration. *Digitalis*, which also brings down the pulse, does not appear to act for several hours, and then it operates so powerfully and so long, that it is admitted, even by Allopathic practitioners, to be a dangerous agent.

Veratrum viride, low, acts promptly; the 500th acts more permanently but less actively than the slow. It controls and stops

vomiting (other symptoms being similar) more quickly than ✓ *Bell*, or *Ipecac*, and in many cases of sick headache, with or ✓ without vomiting, it has proved curative when *Sanguinaria* and other remedies have failed. Hence it is also applicable in the ✓ emesis of scarlatina.

Another grand sphere of its usefulness is in hæmorrhages ✓ from the nose, lungs, bowels or uterus, when the blood is dark red, or when there is any nausea present. Let us not overlook it in these cases, and particularly in metrorrhagia.—Dr. W. GEORGE, in *Hahnemannian*.

✓ **A Sepia Case.**

Nov. 7, 1879.—Mrs. J., 37 years of age. weight about 160 lbs. Was confined March, 1879. For three months preceding parturition and until the present (about 11 months) has had a dull aching pain in the occiput, extending, when severe, over the head to the supra-orbital ridge, particularly over the right side, often accompanied with pressure on top of the head. The headache is worse from 11 A. M. until 4 or 5 P. M. and is aggravated by light, reading, noise, while sitting or stopping. It is worse before, during and after menstruation, but she is never entirely free from it.

There is pain in the right ovary which extends upward to the crest of the ilium. Paroxysm of flatulent colic on the right side of the abdomen with soreness of the abdominal walls of the same side. Within the last few weeks she has had rheumatic pains in the fingers of the right hand and sometimes the right heel.

Mind despondent. Feels, particularly at night in bed, as if some misfortune were impending. Does not go to sleep for some time after retiring. Desire to be alone.

All the symptoms except the colic are relieved by work, *vigorous exercise*, the open air, and by coffee.

✓ *Sepia*³⁰ relieved the headache after the first dose, and there was no return until the next menstrual period. *Sepia* continued. April 12th.—Reports having passed through the menstrual period without headache for the first time in a year. All the symptoms have disappeared except the despondency and photophobia. *Sulphur*³⁰. May 15th.—Better. *Sulphur* continued. Aug. 27th.—Has had but one headache in a month and the despon-

dency and photophobia have nearly disappeared under the action of Sulphur—*J. D. Craig, M. D., in Medical Counselor.*

To Preserve and Renovate Rubber Instruments.

It is well known that many articles and instruments made of rubber are apt to become dry with time, and to crack, grow brittle, and lose all elasticity. According to a Russian journal, this may be prevented by the use of a simple mixture of one part aqua ammonia with two parts of water, in which the articles should be immersed for a length of time varying from a few minutes to one-half or one hour, until they resume their former elasticity, smoothness and softness.—*Amer. Hom.*

Poisoning and its Treatment.

HOW TO RECOGNIZE A CASE OF POISONING.

[Translated from Ferrand for the *American Observer.*]

Whenever a person, previously well, manifests suddenly, after having taken food or drink, a certain number of symptoms of a severe and terrifying nature, becoming every moment more and more intense, and threatening to destroy life in a short time—this person we may deem to be the victim of poisoning.

TREATMENT WHERE THE POISON IS UNKNOWN.

Get the poison out of the body as rapidly as possible. Next give liquids which will neutralize the effects of the poison without increasing the danger to which the patient is subjected.

To rid the stomach of a poison give an *emetic*; if we have reason to suppose that the poison is also in the intestines, follow up the *emetic* with a *purgative*.

The first thing to do, however, is to provoke *vomiting*; if you have no emetic at hand, tickle the palate and uvula with a feather, and give tepid water *without sugar*.

Prepare, in the meanwhile, an emetic according to the following formula :

Tartar emetic.....10 centigr. (about 2 grains)
Water (pure)..... $\frac{1}{2}$ glass. (Dissolve).

Give in two doses, with an interval of fifteen minutes between the first and second. Follow each attack of vomiting with large amounts of tepid water. In case copious vomiting is

not produced, prepare a second amount of the emetic and give as before.

In default of *Tartar emetic*, *Sulphate of Zinc* may be used, as follows :

Sulphate of Zinc..... 50 centigr. (10 grains).
Water..... 100 grains (4 fl. ounces.)

Dissolve, and administer in the same manner, in two doses, fifteen minutes apart.

If neither *Tartar Emetic* nor *Sulphate of Zinc* be at hand, give *Ipecac*, as follows :

Powdered Ipecacuanha.... 2 grams (30 grains.)
Water..... 1 glass.

Mix the powder carefully with the water, and give in three doses, fifteen minutes apart.

Supposing now that vomiting has been successfully brought about, next turn your attention to *purgatives*.

Give a teaspoonful of calcined *magnesia*, mixed with a little sugar and water, and cause a purgative injection of the following composition to be immediately taken, in default of better :

Hot water..... 1 litre (half-a-pint).
Common salt..... 2 teaspoonfuls.

If you have ordinary remedies at hand, an injection of the following composition is to be preferred :

Boiling water..... 300 grams (about 11 fl. oz.)
Senna..... 15 grams (" 4 drams.)
Sulphate of soda.... 15 grams (" ")

Make an infusion. Strain through muslin when sufficiently cooled for use.

✓ *Glycerine* in doses of from 60 grams to 100 grams, in 250 grams of hot water acts quickly enough as a laxative.

✓ A Murex Purpura Case.

" I am feeling better than I have felt for seven years," said Mrs. E. to-day. (July 24, 1880.)

Mrs. E. is a married lady, aged 30 years, mother of two children; she had for seven years suffered from dysmenorrhœa and symptoms indicating prolapsus uteri.

Her symptoms at the time I commenced treating her (in March last). were as follows : pain and weakness in the back; bearing-down feeling in uterine region; when she exercised on her feet

this bearing-down compelled her to sit and cross her legs in order to overcome the feeling as though something would be forced out from the vulva; yellowish leucorrhœa; menses every two weeks, lasting but two days and very scanty, preceded by violent labor-like pains and accompanied by severe headache and great soreness of the breasts; almost constant feeling of sinking or "goneness" in the stomach; appetite poor; bowels constipated; troubled at times with piles; sleeps poorly; dreams much; very weak, the least exertion fatigues; complexion very sallow, was formerly fair. She was very irritable, would get out of patience with herself and all others, while suffering pain; when alone would weep for hours; when not suffering she was a very reasonable and sensible woman. No hysterics about her.

May 11th she commenced taking *Murex* 6, a dose every evening, improvement commencing at once. I continued the *Murex* 6, one dose per day, for a month, when it was left off, and she has taken no medicine since. The period between the last two menstruations was *was twenty-seven days*; pain much less than formerly, but the flow rather scanty yet, no soreness of breasts, no more headache, the "gone feeling" has left, also the backache and bear-down in uterus, appetite good, sleeps well—in short, she feels that she is a *well woman*.—*W. J. Martin, M. D., in Medical Counselor.*

Fincke's vs. Hahnemann's Potencies.

After great labor we have arrived at the following approximate values between Fincke's and Hahnemann's potencies, and we are quite prepared not only to stand by them, but to demonstrate their truth beyond all doubt; Fincke's 1 m (1,000) is approximately Hahnemann's 151 cent.; Fincke's 10 m (10,000) is approximately Hahnemann's 1,506 cent.; Fincke's c m (100,000) is approximately Hahnemann's 15,053 cent.; Fincke's m m (1,000,000) is approximately Hahnemann's 150,530 cent. Thus, Fincke's m m is approximately Hahnemann's 150 m.

T. SKINNER.

✓ CALC. CARB. 30.—Child a year old. Had eruptions for several months, and head had become a perfect scab or mass of corruption; scabs thick and honey-colored. Child quite fat and plump. Cured in three weeks.

How to Distinguish the Sulphates of Quinia, Morphia and Strychnia One from Another.

Many accidents resulting from blunders of drug clerks could be prevented if persons taking *Morphia* by mistake for *Quinia* were familiar with the great difference in solubility of these two substances in cold water.

It is always safe before taking supposed *Quinia* in the shape of powder, to throw a little into water; if it dissolves readily, mistrust it; but if it settles down to the bottom of the glass comparately insoluble, it is more likely to be *Quinia* than *Morphia*.

According to Wurtz, *fifty* parts of the *Sulphate of Morphia* are soluble in one hundred parts of cold water, whereas less than *two-tenths* of one part of ordinary *sulphate of quinia* is soluble in the same amount.

As regards the *Sulphate of strychnia*, it is *less* soluble than *Morphia*, but *more* soluble (two parts to one hundred of water) than *Quinia*.

✓ Diagnosis of Cancer of the Stomach.

M. Leven (*Le Prog. Med.*) calls attention to the great difficulty which frequently arises in the clinic in determining the differential diagnosis of cancer and simple dilatation of the stomach. The so-called uncontrollable vomitings exist in both cases. In order to prevent the vomiting he advises the administration to the patient, once a day, of solid food (150 grammes of meat), in a manner to avoid congestion of the mucous membrane; the remainder of the alimentation to consist of one litre and a half of milk and six eggs in the twenty-four hours. If at the end of eight days of this regimen the vomiting ceases, we may be certain that we are not dealing with a cancerous condition. As proof of this, he reported the history of two cases which he had treated and cured in this manner.—T. M. S. in *Hon. Times*.

To Reduce Paraphimosis.

When the ordinary means fail introduce the convex or looped ends of three or four hairpins underneath the constricting ring, at regular intervals, and under the bridge thus formed the fore-skin may very readily be drawn down.—*Cent. Zeit.*, June, 1880.

Prophylactic Dilatation of the Vaginal Orifice During Labor as a Prevention of Laceration of the Perineum.

Before entering into details of the prophylactic dilatation of the perineum as a preventive of laceration. I will state that it has never yet failed to carry me through in uncomplicated labor, in normal primipara, without so much as even rending the mucous membrane covering the sides of the fourchette.

I anoint the external parts and the vagina as far as the finger will go with melted lard to which has been added a free amount of the extract of *Belladonna*. Then I wait for the first stage of labor to end; if it occupies one or two hours, I make two or three applications of the ointment. As soon as the womb has dilated sufficiently to satisfy me that the cervix is safe against laceration, I begin at once artificial manual dilatation of the perineum, and prepare the way for the free passage of the head. The muscular fibre will relax as the cervix uteri dilates under the weak power of expanding sponge-tents.

As soon as extension forces the head strongly against the perineum, remove the fingers from the vagina, and introduce two of them into the rectum, which can easily be done at this stage, as the sphincter ani will be freely dilated; place the thumb against the occiput. When pain comes on, pull the perineum upward, and over the presenting head, and at the same time bear upon the head to direct it upward and under the pubes as it escapes from the vulva.

When the pain ceases and the head recedes, place the two fingers again in the vagina, and continue the pressure just abandoned for the time by the head. When pain returns, as before, brace the thumb against the presenting head as a check, and operate as already described.

If these steps are carried out, gradually the muscles will lengthen out to a great extent by virtue of the elastic tissues in their composition and their membranous attachment. The membranous portion (the center) becomes stretched until almost as thin as paper, and as the brow of the child comes driving against it, is called upon to expand to its utmost limit, to admit of the passage of the cervico-frontal diameter of the head; this is the moment of the perineal crisis.

Under ordinary circumstances the expulsion of the head can be retarded a considerable time, without any danger to mother or child, and the experienced hand can form a comparatively reliable opinion as to when the perineum has dilated sufficiently to admit of the passage of the child.—*Beriah Edwin Mossman, M. D., in Medical Counselor.*

American Institute of Homeopathy.

*Bureau of Materia Medica, Pharmacy and Provings. }
Office of the Chairman. }*

DEAR DOCTOR: Your attention is hereby directed to the plan adopted for the work of this Bureau, the present year, to be reported upon at the session of the Institute, in June, 1881.

The Bureau will pursue a systematic study of the following named drugs: *Caladium Seguinum*, *Papaya Vulgaris* and *Viburnum Opulus*.

These drugs will be studied with special relation to their (1) History, (2) Pharmacology, (3) Toxicology, (4) Provings, (5) Mode of Action, (6) Clinical Application.

To facilitate the work of provings, each drug will be placed in the hands of a Sub-Committee, under whose direction the provings of that drug will be conducted. These Sub-Committees are constituted as follows:

Caladium Seguinum — E. A. Farrington, M.D., T. F. Allen, M.D., A. C. Cowperthwaite, M.D.

Papaya Vulgaris — E. M. Hale, M.D., W. H. Leonard, M.D., J. Heber, M.D., R. D. Morse, M.D.

Viburnum Opulus — W. J. Hawkes, M.D., O. S. Wood, M.D., with the invited co-operation of Prof. H. C. Allen, M.D., of Michigan University.

In addition to these Committees, Miss Kate Parsons, M. D., has been selected to obtain provings of each of the above named drugs upon women.

The profession at large are cordially invited to participate in the important work of proving these remedies. Those willing to do so, and those who may be in possession of any items of information concerning the history, pathogenesis, or therapeutics of either of these drugs, are requested to communicate at once with the Chairman of the Bureau. Reliable preparations of both *Caladium* and *Papaya* will be obtained by the Chairman direct from the Island of Jamaica, and furnished to those who signify their willingness to assist in their provings. Reliable preparations of *Viburnum* may be obtained at any Homeopathic Pharmacy. No standard of quantity or potency has been adopted, the preparations used being left entirely to the individual preference of prover.

Your attention is especially directed to the fact that the final reports of all provings must be in the hands of the Chairman

prior to the first day of March, 1881, and no attention will be paid to any reports arriving after that date. This becomes necessary from the fact that such reports must be printed and in the hands of each member of the Bureau before the 15th of March, in order that they may be able to prepare from these reports their special papers as hereinafter designated.

The report of provings in full will not be read before the Institute, but will be printed and distributed to members, and will appear in the printed transactions.

Special papers, relating to the drugs proven, will be presented for discussion, as follows:

History and Pharmacology—E. M. Hale, M. D. and J. Heber Smith, M. D.

Toxicology—L. D. Morse, M. D. and O. S. Wood, M. D.

Critical Examination of Provings—T. F. Allen, M. D.

Differential Diagnosis—E. A. Farrington, M. D.

Arrangement of Schema—A. C. Cowperthwaite, M. D.

Mode of Action—Pathogenic and Therapeutic—Wm. Owens, M. D. and W. J. Hawkes, M. D.

Primary and Secondary Action, and Action on Genito-Urinary System—W. A. Leonard, M. D., and E. M. Hale, M. D.

Action on Female Generative System—Kate Parsons, M. D.

It is needless for me to urge upon the profession, and especially upon the members of the Bureau, the great importance of the work here undertaken, and I confidently rely upon the cordial co-operation and active assistance of every lover of a complete and pure *Materia Medica*.

Fraternally yours,

A. C. COWPERTHWAIT, Chairman.

IOWA CITY, IA., Sept. 10, 1880.

THE AMERICAN PUBLIC HEALTH ASSOCIATION will hold its Eighth Annual meeting in New Orleans, commencing Tuesday, December 7th, 1880, and ending Friday, December 10th, 1880.

Papers will be presented on Abattoirs, Epidemics, Life Insurance in its relation to the Public Health, The Storm-water Question in City Sewerage, The Sanitary Engineering problems of the Mississippi River, The Hygiene of Emigrant Ships, The

Prevention of Venereal Diseases, Voluntary Sanitary Associations, etc., etc.

The special questions suggested for discussion at this meeting in addition to those connected with the papers above referred to, relate to methods of preventing the spread within a town or city—after they have once been introduced—of such contagious or spreading diseases as diphtheria, scarlet fever, yellow fever, measles, small-pox, etc., and are as follows :

A—What are the best means of securing prompt and reliable information as to the presence and location of cases of such diseases ?

B—What are the best means of securing isolation of the first or of single cases of such diseases, and what are the chief difficulties in securing such isolation ?

C—Under what circumstances is it proper to declare such diseases epidemic in a place ?

D—Under what circumstances is it proper to recommend the closure of schools on account of the prevalence of such diseases ?

E—What precautions should be taken at the termination of each case as to—

a.—Care and disposal of the dead ?

b.—Disinfection and cleansing of the room and house ?

c.—Period of time at which it is safe to allow the convalescent to return to school or society ?

Brief practical papers upon any or all of these points are earnestly requested, and it is hoped that those attending the meetings will come prepared to give the results of their experience upon the questions, and to make positive recommendations.

Gentlemen who propose to present papers at this meeting are respectfully requested to notify the President or Secretary of their intentions and of the title of their papers, in order that they may be assigned a proper place in the programme.

By order of the Executive Committee,

JOHN S. BILLINGS, M. D., *President.*

E. H. JANES, M. D., *Secretary.*

Washington, D. C.

New York, N. Y.

Book Notices.

“The Principal Uses of the Sixteen most Important and Fourteen Supplementary Homœopathic Medicines. Compiled from Standard Works, etc. E Gould & Son, London.

Just how far this little book may be of service to laymen, for whom it is designed, may be questioned. It is a good Repertory, but few laymen can use one intelligently. The principal

uses of the remedies in special diseases are given on the same page, *e.g.* under Apoplexy, we find the leading symptoms of some seven remedies. The repertory immediately above, facilitating the selection of the proper drug.

Under Part 2nd we have an abridged *Materia Medica* of the remedies mentioned in the book. For a layman wishing to study the homœopathic *Materia Medica* and to learn more fully the uses of remedies we can recommend this little work. The indications are clear and intelligently put; but unless out of reach of a physician, few outside the medical ranks will stop to give this arrangement a proper consideration so as to appreciate its usefulness.

“A Treatise on the Common Forms of Functional Nervous Diseases.” By L. PUTZEL, M.D. Wood’s Library of Standard Medical Authors.

Some exception may be taken by pathologists to the term “functional nervous diseases,” yet the author claims that as no anatomical changes are visible in the diseases treated in this work, his use of the word *functional* is justifiable. But four diseases, with their subdivisions, that come under this heading are treated of, *viz*: chorea, epilepsy, neuralgia and paralysis. The latest, and some original views are incorporated in the treatise. It forms one of the series of Wood’s Library, which is so popular with physicians. The set, now nearly completed, should be in every physician’s library.

Books Received.

“A Steamer Book.” A Picturesque Account of a City on the Sea. By WM. TOD HELMUTH, M. D. G. W. Carleton & Co., Publishers.

“Address Delivered Before the Western Academy of Homœopathy.” By the President, G. T. Walker, M.D.

“Report of the Bureau of Sanitary Science, Climatology and Hygiene to the American Institute of Homœopathy, Session 1880.” From the Homœopathic Mutual Life Insurance Co.

“Report of the Bureau of Organization, Registration and Statistics to the American Institute of Homœopathy, Session 1880.” BUSHROD W. JAMES, M. D., Chairman.

“The Feeding and Management of Infants and Children, and the Home Treatment of their Diseases.” T. C. DUNCAN. M. D. Duncan Bros., Publishers.

THE HOMŒOPATHIC NEWS.

VOL. 10.

NOVEMBER, 1880.

No. 11.

To insure publication, articles must be *practical, brief* as possible to do justice to the subject, and carefully prepared so as to require little revision.

The Editor reserves the right to further condense all articles sent, so as to fill as little space as possible without interfering with the ideas expressed.

Readers of the News will oblige the Editor by sending copies of local newspapers, pamphlets, short articles, etc., which will be promptly acknowledged.

An Explanation,

In the September number of the NEWS, page 175, in giving the contents of the *Journal of Obstetrics* the statement is made "Dr. McNeil criticises Dr. Edmunds' treatment of eczema very severely, advocating homœopathic remedies." The inference would naturally be that the criticism was a *just* one, which was by no means meant, nor was the idea intended to be conveyed that Dr. Edmunds does not use homœopathic remedies in his treatment of eczema. The statement was meant to express only Dr. McNeil's opinion. We make this explanation in justice to Dr. Edmunds as we have no desire to misrepresent so good a homœopath or in any way reflect on his practice as being inconsistent with homœopathic therapeutics.

The International Homœopathic Convention in 1881,

Will assemble in London on July 11, and a cordial invitation has been extended to American physicians to attend. The undersigned were appointed, by the American Institute of Homœopathy, a committee, with full powers to make arrangements. In order to do this in the most satisfactory manner, it is important to know the approximate number of those who will attend.

By communicating at once to one of this committee the names of such physicians as now intend to go, and the number to accompany them, the work will be facilitated.

I. T. TALBOT, 66 Marlborough street, Boston,

WM. TOD HELMUTH, 299 Madison avenue, New York,

BUSHROD W. JAMES, 18th and Green street, Philadelphia,

Committee.

JOURNALS OF THE MONTH.

THE ORGANON, OCTOBER—Opens with Dr. Lippe's Address on Paragraph 154 of the Organon of Hahnemann.

Dr. Berridge's Address at Milwaukee is taken up and defended by the Lippe Society.

The formation of a Hahnemannian Society is recorded.

Dr. Lippe tells us how to read and utilize the *Materia Medica* and of the value of symptoms in choosing a remedy.

✓ A case of nymphomania cured with *Calc. phos.* is put on record by Dr. Skinner. Other remedies were used before the curative one. The deciding symptom was nymphomania *before* the menses.

A case of left ovarian pain was cured on the well known flatulent symptoms of *Lycopod.*, as well as one by *Calc. carb.* on the cold feet symptom. A case of vaginal irritation by *Berb. vulg.*, 10m; symptoms, "a smarting sore excoriated rawness with a spot one and one-half inches up the vagina and to the left side; at times perfectly unbearable, driving her out of the society of friends and forcing her to her bedroom.

A case of duodenal catarrh cured with *Aconite* and *Lycopod.*
✓ An apparently dying case is reported cured with *Caladium seg.*, the guiding symptom being the sweetish odor of the perspiration. The patient was ill from effects of cold.

A case is reported from the late Dr. Hering of typhoid fever cured with *Apium grav.*, on symptoms—a great craving for celery; typhus fever and an abdominal fever declaring itself by a continuous flow of pus,—the three necessary legs.

Dr. Guernsey reports some cures made in Paris; traumatic effects. *Arnica* 40m.

A case of white swelling of the right knee cured with *Calc.*, *Bell.* and *Silex* comes from Dr. Robert.

✓ A case of cough: patient about 30, light hair, blue eyes, slender build; cough aggravated at night when lying in bed, compelling her to jump out and walk about the room from a sense of suffocation which she experienced when first taken ill. At present she has to lie in bed in partly sitting posture, with pillows behind her for fear of suffocation. *Croton tig.* 15 m. cured in three weeks; had been sick a year. ✓ Another case cured, similarly affected, and by the same remedy.

Dr. Bayard gives some beneficial effects of the health lift in cases of pregnancy.

In the Veterinary Department we have cures of colic by *Pulsatilla*, a mare lying flat on abdomen, refusing water, cold sweat all over. A wounded hoof, by *Ledum* and *Hypericum*. A urinary difficulty, horse spread himself more than usual, groans, and after a while passes very red urine; cured with *Lycopod.* 6m. An influenza cough by *Phos.* A cough of catarrhal kind, worse on eating and when in the open air, with tendency to become chronic; *Calc. carb.* m.m. Dr. Skinner cured a chronic cough of eleven weeks with *Bry.*, *Phos.* and *Nux vom.*; again cut short a case of pleuro-pneumonia with 4 doses *Aconite* 20m. Dr. Roberts records some failures, to-wit, navicular disease, again, others cured with *Rhus* 7m. He prevented hydrophobia with *Bellad.*, two cows being bitten by the same dog and dying of the disease. Broken wind in a horse, cured with *Bryonia* 5c. Thrush in the foot of a horse with *Phos. ac.* 5m. Swelling of the hind legs and udder of a mare with *Thuja* 15m. Pleuro-pneumonia in a cur, with *Ars.* 30. Poisoning of a mule with *Rhus*, cured with *Rhus rad.* 30, four doses. Dr. Pease cured a bleeding wart on the abdomen of a horse with *Thuja*, and Dr. Carlton a case of rheumatism on the well-known *Rhus* symptoms. *Papaver dubium*, a poisonous herb, produced in cattle convulsions. Dr. Skinner cured a case of red mange in a dog with *Arsenicum*.

The remainder of the Journal is filled with reviews and the conclusion of the proving of *Lac caninum*.

AM. HOMŒOPATH, OCT.—Dr. Lea believes in the ultimate triumph of the homœopathic Materia Medica, and quotes from allopathic works their uses of our medicines.

A case of chronic endo-cervicitis was cured with *Sepia* 2c by Dr. Hart. The symptoms were very marked and alternated with a severe laryngeal affection which disappeared with the uterine trouble.

Dr. Scales gives a case cured with *Puls.* high, when the 2d and 3d failed. Patient had a bad taste in the mouth, and after sleeping a very little dry thickish mucus showed on the lips and teeth.

Dr. Viehe advocates *Chelidon maj.* 1x, four or five drops every 2—3 hours in jaundice.

Dr. Brubaker gives some pertinent notes on the treatment of labor.

Dr. Nottingham reports a case of epilepsy due to an abscess of the lung.

Dr. Rand ventilates the subject of draughts and their dangers.

In an article, *Is Cancer Inoculable?* Dr. Suesserott, from statistics of mortality in Philadelphia and London, argues the disease is on the increase. He advises against intermarrying where there is the predisposition, and cautions against the use of human virus in vaccination.

"On Syphilitic Nervous Affections," by Dr. Blodgett, is from the *Journal of Electrology*.

PHYS. AND SURG. INVESTIGATOR, OCT. 15.—Dr. Hubbell continues his article on Defects of Vision, causes, diagnosis and treatment.

In the Medico-Legal Department we have the law of privileged communications by patients to physicians.

An account of the opening exercises of the Buffalo School fills a number of pages.

An article on Dysentery: *Acon.*, *Bellad.*, *Ipecac.* 1x, *Merc c.* 2x to 12x, and for other symptoms *Coloc.*, *Arsen.*, *Aloes* and *Rhus*, the latter if typhoid symptoms occur.

Dr. Halbert records a case of procedentia uteri, eighth month of pregnancy, delivery with forceps. The os was remarkably thick and unyielding, and was ruptured over two inches upward and to the left.

MEDICAL ADVANCE, OCT.—Dr. Gilchrist writes on Suppuration, its origin and function.

Dr. Pearson gives his experience in intermittent fever. He prefers high potencies, and does not think the time of day important in the choice of remedy.

Dr. J. M. Partridge writes an instructive article on Parasites and Parasitic Diseases.

The Ann Arbor Clinics contain some good cures and cases.—Potts disease much improved. Cystoma of the neck, operation for removal. Cystic operation of the testicle, operation for extirpation, cure. Fistula in ano, operation with knife; of all other operations the elastic ligature of Dittel preferred.

Dr. Anderson contributes an article on Biology.

Dr. H. W. Taylor contends for freedom of medical opinion;

and "Medicus" puts and answers twelve questions in reference to the Berridge matter at Milwaukee.

A letter from Dr. Guernsey gives an account of the Medical Society of Pennsylvania.

Dr. Brubaker condemns the college professors who endorse quack preparations.

✓ There is a very interesting extract from a paper on Analgesia and its employment in minor surgical operations. The insensibility produced by rapid breathing is unmistakable, and several cases are cited to show its effects.

A case of sudden amaurosis from the use of salicylate of soda is quoted. Patient was a girl of 16, and took 125 gr. in 10 hours. Articular pains were relieved, but amaurosis complete was produced. It lasted about ten hours but left no impairment of vision.

An Institute of Heredity has been formed in Boston to determine the laws of hereditary transmission.

Dr. Piersons contends hydroa on the lips are not necessarily a symptom indicating the use of *Natr. mur.*

HAHNEMANNIAN, OCT.—"*Lachesis*" is continued by Dr. Farrington. It is a valuable study.

An article from Dr. Mohr on the care of teeth and mouth during infancy gives some good advice. He calls attention to *Kali brom.* as indicated as often as *Borax*. His directions for lancing the teeth when indicated are worthy of being known by every doctor, for few know how it should be done and when.

Dr. Winslow contributes an article on Epithelioma of the eyelid.

Eczema capitis, Dr. Betts says, is constitutional. Syphilitic children have it worse; is increased by vaccination; retarded in cure by over-feeding, poor ventilation. Ointments he condemns in toto; he uses an oiled silk cap and flaxseed poultices. In the morning after using them, wash gently with white castile soap or *sapo viridis*. The therapeutics comprise many remedies with a repertory.

Dr. Cassiday contributes some cases showing the action of *Iris versicolor* in gastric or bilious sick headache, diarrhea, cholera morbus, cholera infantum and pustular eruptions.

Dr. Haines records a case of puerperal convulsions.

The report of the British Homœopathic Congress and reports from the various Penna. Societies fill up a number of pages.

MEDICAL COUNSELOR, OCT.—Dr. Newman gives some plain directions for examination of the urine.

Dr. Beebe writes on purulent otitis media. He counsels every physician to examine carefully the ears of all exanthematic patients, and always to be provided with an ear mirror and a set of specula. When the pain is very severe, before the rupture of the drum, *Atrop. sulph.*, 4 gr. to oz. water, warm, may be used as injection. If no relief follows the indicated remedy, he uses *Morphia* $\frac{1}{4}$ gr. to 5—10 drops of water, and fills the ear with it. Other remedies are advised.

Dr. Gatchell gives a paper on mountain fever. It most resembles bilious fever. *Gels.* will in many cases abort it.

Dr. Armstrong tells us how to diagnose pericarditis. The only pathognomonic sign is pericardial friction sound.

“Observer” gives his view of the American Institute and the men therein.

The paper on Belladonna from Hahnemann’s *Materia Medica Pura* is continued, with *Bellad.* for the subject.

THE CLINIQUE, OCT. 15.—Chorea minor, by Dr. H. B. Fellows; clinical lecture.

From the Bureau of Gynæcology we have reports of cases of puerperal convulsions cured by the hypodermic use of *Apocyn.* *Cannab.* by Dr. C. S. Fahnestock. These cases are of much interest. He used from 15 to 26 drops injected over the kidneys. Expected only an elimination of the urea. Aqueous extract preferred.

A case of acute gastritis with ulceration occurring at the climacteric,—Dr. Van Lier. The case was treated *à la* Tanner, no food at all, and gradually recovered, eating first watermelon, then buttermilk, and so on to solid food.

Peritonitis, pelvic cellulitis and abscess with a retro-uterine tumor, is reported by Dr. G. O. Hall.

A clinical lecture on the prognosis in pelvic cellulitis, by Dr. Ludlam, is of interest.

Dr. Caine reports a successful case of tracheotomy for membranous croup, the first in Minnesota saved by the operation.

A case of poisoning by mushrooms—toadstools, was cured by *Sulphuric ether*, half a tea-spoonful in half a glass of water, a tea-

spoonful every five minutes for 3—4 times, then by inhalation.

✓ In the Children's Clinic, we have enteritis cured with *Ars. 30x*.

HOM. REVIEW—Notices the British Hom. Congress at Leeds. Dr. Yeldham's address on the Pursuit of Certainty in Medicine, delivered at the same Convention, is printed in full.

Dr. Burnett's paper on the prevention of hare-lip, cleft palate and other congenital defects, by internal medication, is based on the absence of lime life in such cases. He supplies the lack with *Calc. sulph.* The discussion following was most interesting and practical. The Minutes of the entire Congress are printed in full, and reviews and correspondence close this number.

WORLD, OCT.—The Leeds Congress opens. Dr. Burnett's paper is printed.

Dr. Berridge's wandering sheep may mean doctors and patients alike.

A case of *Eupatorium* chills is reported cured.

Hygieo-therapy, by Mrs. Metcalf, is repeated.

In the recent discoveries we find a new and abundant source of curare—the plant *Strychoras triplinervea*, S. A. A new alkaloid has been discovered, *Aspidosperma querebracho*.

Some general items close the number.

ST. LOUIS CLINICAL REVIEW, OCT. 13—Is largely made up of an account of the Hering Memorial Meeting held in St. Louis in common with those in other cities.

An article appears from Dr. M. M. Eaton on Dysmenorrhea. After remedies fail, he advises dilatation, if sthenosis exist. If there is a membranous intra-uterine exudation as a complication *Phos.* is indicated.

A translated article on diseases of the heart, from Dr. Martiny by Dr. R. D. Valentine, enunciates the opinion that many heart affections can be much benefited which are generally considered incurable.

The description of St. Thomas' Hospital, from Dr. Harris, is of interest.

N. E. MEDICAL GAZETTE, OCT.—Considers the Berridge affair.

"Old and New School Therapeutics" is a review of a pamphlet on old and new school therapeutics.

An article on gonorrhœal rheumatism, by Dr. Jessen, merits attention. He takes the ground that gonorrhœa is in nowise the cause of the rheumatism. It attacks the joints in preference. Its time of appearance is varied. The diagnosis difficult. The knee-joint the favorite spot. It has no dangerous complications.

Dr. Donaldson reports an irritable ulcer of the rectum. He made a full incision, beginning a half inch above the ulcer, through the middle to a half inch below, so as to divide both sphincters. He touched the diseased part with *Acid Nitrate of Mercury*, and put in a tampon of cotton saturated with *Cosmoline*. He prefers *Sulphuric ether* to *Chloroform* or *Nitrous Oxide* to relax the sphincter muscle.

Dr. Hunter gives a comparison of *Graphites*, *Pulsatilla*, and *Silicia*.

Dr. Angell's letter from Paris gives some Eye items.

Dr. Stout replies to Dr. Gatchell on the climate of Florida for consumptives, defending it with testimony from physicians resident in Jacksonville.

MEDICO-CHIRURGICAL QUARTERLY, OCT.—A new journal for our favor and support. Dr. Fowler's paper on the brains of criminals, and anatomical perversions, is intended to demonstrate the fact that the brains of criminals present characteristics of anatomy different from those of other individuals. He defines a constitutional criminal as one who repeats acts of crime, knowing the consequences, penalties, and with an intellectual appreciation of right and wrong. It is certainly a very interesting point to be raised. It suggests the idea of a remedy. The paper is very fully illustrated with cuts from subjects examined, supporting the statements.

Dr. Kershaw's article on Vertigo will be found instructive. He divides vertigo into different varieties according to its starting points. He gives remedies.

Dr. Butler objects to the ordinary way of removing superfluous hairs by electrolysis, on the ground that in many cases it is impossible to know whether the hair papilla is totally or partially destroyed, and the great difficulty of seeing the hair follicles, and chemical action thereon; and that the removal of the hair deprives us of a guide for determining whether electrolysis enough has been used. Dr. B. proposes the following plan: A sponge electrode from the positive pole is put behind the neck;

a three-cornered needle from the negative pole is made to enter the hair follicle, penetrating to the entire depth of the follicle. As soon as there is evidence of decomposition shown by a few bubbles of viscid froth, rotate the needle so as to allow the corners of the needle to scrape away the debris and make an electrical contact with a fresh surface. Continue until the hair is loose enough to drop out. To enable the operator to see clearly he uses a lens, four-inch focus, set in a cork cap, to fit the eye.

"Nerve Stretching in Neuralgia," a condensed report by Dr. Blauvelt, argues that neuralgia is a vascular phenomenon; that the stretching rectifies the morbid state of the small vessels, and a table is given showing when nerve-stretching is justifiable, when neuralgia resists therapeutic treatment and is limited to a certain tract; when neighboring nerves show a tendency to become implicated; in traumatic neuralgia, when cicatricial adhesions are suspected, and in neuralgias of stumps.

Dr. Cowl insists on the superiority of the finger over specula in diagnostic importance in malpositions of the uterus; that to the probe and sound belong the measurement of the uterine canal, and the positive detection of the presence of flexion, and its amount, position and direction; that Jennison's sound is a valuable means to discover flexions, and that the introduction of a speculum may change the flexion.

Dr. Fowler's case of typhlo enteritis with extra enteric abscess, and death from contents escaping into the cavity, is interesting.

Dr. Deschere's Children's Clinic is in favor of the higher potencies. He tabulates, with remedies, 303 cases; 274 cured, 6 died, 1 uncertain, and 12 still under treatment. He also gives the diseases and the remedies used.

The notes of Dr. Ireland on left-handedness show some curious facts, larger bulging of the head behind the ear on the left side, etc.

The statistics of 250 cases of cancer of the breast are given from Langenbeck's Archives.

The Department of Reviews is full and interesting. We commend this Journal to the support of the Profession,

INVESTIGATOR, OCT. 1. — Opens with an article on Impressions, etc., by Dr. J. N. Lowe.

Dr. Newhall defends his treatment of a case of pneumonia reported in a previous number.

Dr. Elder gives the reasons for his conversion to Homœopathy.

Dr. Edgar condemns our college announcements.

Dr. Home's case of tetanus was relieved mainly with *Chloroform* and *Chloral*. The dose for an adult, child and horse are set down as about the same.

✓ An aconite bottle was used three years, a little aconite leaf having been put in originally, by constantly refilling with water. It became traditional.

The proceedings of the Cent. N. Y. Hom. Med. Society contain some items of interest. Cure of pneumonia with *Calcarea*

✓ *Carb. 30*: gangrena senilis, ✓ *Secale cor.*; diarrhea with *Plumbum* and ✓ *Ipecac.*; scarlet fever, ✓ *Lachesis*; cholera infantum, ✓ *Ars.* and ✓ *Pod.*; diarrhea, *Pod.* and ✓ *Bellad.* The entire report contains many items of practical value in point of homœopathic therapeutics.

OCTOBER 15.—Dr. E. S. Evans reports a case of hay fever ✓ much benefited with *Aurum met.* 10x dil.

Some observations on scarlet fever from the clinic of Prof. Hearch, of Berlin, contain some points to be noted, especially on the anomalies of the fever.

✓ A case of white swelling, Dr. Utley, cured with ✓ *Silicia, Iod.*, and carbolated *Cosmoline extract*.

Dr. Kershaw's address on The Practical *vs.* the Visionary in the Practice of Medicine, contains good thoughts.

✓ Dr. Cassidy contributes his testimony to the value of *Phytolacca* in mammary abscess.

Dr. Near's case of eclampsia was a severe one. *Veratr. vir.*, *Bell.* and *Pot. Brom.* in massive doses, and delivery of the fœtus cured.

The September session of the Chicago Academy contains papers on stricture of the urethra and organic strictures. Dr. Smith's advice on the selection of a microscope is very opportune and serviceable. A very lengthy paper on Hereditary Syphilis and Rachitis is a good study. He refers the former to the latter as the only true source.

HOM. TIMES.—Dr. Minor continues his article on Acute Peritonitis in its relation to the diagnosis and surgical treatment of the abdominal viscera. An anæsthetic is necessary to enable one to diagnose with certainty. This article is especially valuable in pointing out the effects of peritonitis on certain conclusions with reference to abdominal diseases. It will repay careful perusal.

Dr. Delavan does not think *Alcohol* of any service in health, and quotes authorities to that effect.

“E. N. E.” says the metrical system is bound to be the system of the world.

Dr. Taylor launches a bombshot at the International Hahnemann Association formed at Milwaukee.

Attention is called to the use of *Iodoform* as a therapeutical agent in gynæcological practice, it being more serviceable than any other preparation of *Iodine*. The absorption of the *Iodine* takes place in the mucous surfaces of the vagina and cervix as well as through the skin, as proved by the presence of *Iodine* in the urine in from 36 to 48 hours after its application.

Eight opinions from France on strangulated hernia, are of interest.

The details of the night service present some very interesting features.

Dr. Dake writes a good article on Medical Legislation,—the New York law in particular. He believes in a rigid registration of all M. D.'s.

Some society reports and general items, with a continuance of the Retrospect, close this number.

AMERICAN OBSERVER, October.—Dr. Wanstall records a case of glaucoma much improved by *Phosphorus*, 1x and 3rd dilution.

Dr. S. A. Jones makes a critical analysis of some of Dr. H. C. Allen's high-potency practice in the Ann Arbor clinic, and rather demolishes the case presented from a pathological and therapeutical standpoint.

E. B. Morgan, M. D., contributes on the perihelia and the plague, in defense of the theory of the connection between sun-spots and the perihelion of the planets. That from now to 1885, we have what has not happened for 1800 years—the nearest approach to the sun of all these four planets coinci-

dently, and that the changed condition of the atmosphere will increase the unfavorable conditions of life, and that we will have a prevalence of disease.

Dr. Price contributes a lecture on the identity of the virus of erysipelas and puerperal fever, taking the ground that they are similar and quoting a case in defense of the theory.

A case of Cæsarian operation is recorded as being performed at Philadelphia, September 22, by Dr. E. H. Bell. Both mother and child are doing well, and promise to continue so. *Querebracho* is noticed as a successful remedy for asthma, convulsions, dyspnoea, as a palliative.

An article is translated from the *Allg. Med. Cent. Zeit.* to prove that bovine tuberculosis is a disease perfectly homologous to human tuberculosis, anatomically, clinically, etiologically and experimentally. Experiments were made to prove that vaccination of the mother when pregnant gives immunity to her child against vaccine, and equally against variola. Cases are quoted.

Book reviews and general items close the number.

The "RIVISTA OMIOPATICA," edited by Dr. G. Pompili, is one of our most valued exchanges. In the future we shall give it equal notice with other journals.

List of Journals.

North American Journal of Homœopathy (Quarterly).—Editor, S. Lillenthal, M. D. Publishers, Boericke & Tafel, New York. Price, \$4 per vol., or 4 Nos. Volume commences in August.

American Homœopath. (Monthly).—Editors, Charles E. Blumenthal, M. D. Arthur T. Hills, M.D. Publishers, A. L. Chatterton & Co., New York. \$2 for 2 vols 12 Nos. Volume commences in January and July.

United States Medical Investigator. (Semi-Monthly). Editor, T. C. Duncan, M. D. Publishers, Duncan & Bro., Chicago, Ills. Price, \$3 per vol., 24 Nos. Volume commences in January.

American Observer. (Monthly).—Editor and publisher, Edwin A. Lodge, Detroit Mich. Price, \$2.50 per vol., or 12 Nos. Volume commences in January.

St. Louis Clinical Review (15th of each month.) Editor and publisher, Philo G. Valentine, A. M., M. D. St. Louis. Price, \$2 per volume of 12 numbers. Volume commences in March.

Homœopathic Times (Monthly).—Editors, E. Guernsey, M. D., Alfred K. Hills, M. D., J. G. Gilbert, M. D. New York. Price \$3 per vol., or 12 Nos. Volume commences in April.

Cincinnati Medical Advance (Monthly).—Editor T. P. Wilson, M. D., Ann Arbor, Mich. Publishers—Advance Printing Co., Cincinnati, Ohio. Price \$2 per vol. or 12 Nos. Volume commences in July.

New England Medical Gazette (Monthly).—Editor, Herbert C. Clapp, M. D. Publishers, Otis Clapp & Son, Boston, Mass. Price, \$1 per vol. or 12 Nos. Volume commences in January.

The Organon, a quarterly Anglo-American Journal. Editors, Thomas Skinner M. D., Edward W. Berridge, M. D., Adolph Lippe, M. D., Samuel Swan, M. D. published at Liverpool. Price, \$4. Volume commences in January.

Homœopathic Review (Monthly).—Edited by Drs. Pope and Dyce Brown. Published by G. Gould & Son, London, England. Price, \$4 per volume, or 12 Nos. Volume commences in January.

Homœopathic World (Monthly)—Edited by Dr. J. C. Burnett. Homœopathic Publishing Co., London. Price, \$2 per vol., or 12 Nos. Volume commences in January.

Hahnemannian (Monthly).—Editors, L. A. Farrington, M. D., Pemberton Dudley, M. D. Business Manager, Bushrod W. James, M. D., Philadelphia, Pa. Price, \$3. Volume commences in January.

Homœopathic News (Monthly).—Editor, C. H. Goodman, M. D. Publisher, H. C. G. Luyties, St. Louis. Price, one dollar per volume. Volume commences in January.

Medical Counselor (Monthly)—Editor, H. R. Arnd, M. D. Publisher, W. A. Chatterton Chicago. Price, \$2 per volume of 12 Nos. Volume commences in April.

Am. Journal of Electrology and Neurology (Quarterly).—Editor, John Butler, M. D. Publishers, Boericke & Tafel, N. Y. Price, \$2.00.

British Journal of Homœopathy, (Quarterly)—Editors, Drs. Dudgeon and Hughes Publisher, J. E. Adlard, London, England. Price, \$4 per vol., or 4 Nos. Volume commences in January.

Hom. Journal of Obstetrics and Diseases of Women and Children (Quarterly) H. Minton, M. D., Editor; Publishers, A. L. Chatterton Pub. Co., N. Y. Price, \$4.00 a year, 4 Nos. Volume begins Aug. 1.

The Hom. Expositor (Quarterly). Ed. J. Morgan, Jr., M. D., Editor, Ithaca, N. Y. Price, 50c a year.

The Clinique, (Monthly).—Business Manager, T. S. Hoyne, M. D., Chicago, Ill. \$1.00 per vol. of 12 Nos. Volume commences in January.

☞ Please remember that we are taking subscriptions for all the Homœopathic Journals. If three are taken at the same time, we make a reduction in price.

Vermont State Society.

The annual meeting of the Vermont State Homœopathic Society was held at Montpelier, October 20 and 21. President Brigham presided. After an unusually interesting meeting the following were elected officers for 1881 :

President, Dr. T. R. Waugh, St. Albans; vice president, Dr. S. H. Sparhawk, St. Johnsbury; recording secretary, Dr. C. S. Hoag, Waterbury; corresponding secretary, Dr. G. E. E. Sparhawk, Burlington; treasurer, Dr. W. B. Mayo, Northfield.

Censors, Drs. J. H. Jones, Bradford; C. H. Chamberlain, Barre, and C. J. Farley, Swanton.

No More Baldness.

✓ Pilocarpin is said to be an infallible remedy for this "complaint."

✓ **Analgesia.**

I first saw him on the morning of April 30. I found him with a quick, frequent, irritable pulse; skin somewhat dry, but not hot; and a countenance of considerable anxiety. The inner side of the right thigh at its junction with the perineum was the seat of a tense, fluctuating tumor, of the size of a large tea-cup, portions of which were very sensitive to the touch. I ordered a flaxseed poultice, prescribed a *Quinine* mixture, and promised to return the following morning and open it. I found him in a state of intense apprehensiveness, so much so that I feared his nervousness would prevent his giving the method a fair trial. However, he obeyed my instructions implicitly, and after he had continued the rapid inspirations for about three-quarters of a minute, I evacuated the abscess with a curved bistoury, making an incision of at least an inch in length. It gave exit to several ounces of thin whitish pus, in which I could detect no urinous odor. He continued the rapid breathing for at least half a minute after the act of incision, and was much surprised when I told him to desist, as the dreaded "lancing" was over. He insisted that he had not felt a particle of pain, only a sensation of strong pressure upon the abscess. This sensation as of heavy pressure, or of a blow received, I have frequently met in evacuating abscesses where an anæsthetic has been giving in insufficient quantity to produce unconsciousness, inducing that is to say, analgesia, but not perfect anæsthesia or narcosis. On the 3d of May (the second day after the operation) the urine became somewhat turbid, and, placing it under the microscope, I found it to contain a considerable quantity of pus. This left no doubt of the nature of the abscess, which further declared itself in a few days by the passage of urine through the wound on micturition. Under the use of stimulating injections and the employment of the catheter the sac rapidly diminished up to a certain point; it then ceased to heal, and showed a disposition to ulcerate at two or three sites along track of the sinus, notwithstanding the use of the nitrate of silver probe and the insertion of gelatin pencils of sulphate of zinc. I accordingly decided, with the approbation of Dr. Atkinson, who had now returned, to lay open the fistula up to the point where the tissue appeared healthy. This I did on the 11th of May, using scissors and a grooved director, and dividing two bridles, each about an inch broad. Under the anal-

gesia induced by rapid and deep breathing this little operation was as painless as the previous one, although a much severer test, as it occupied at least thrice as much time.

The subsequent history of the case possesses no interest in this connection. In two other instances in which I tried this method my success was not so gratifying. One was that of a lady on which I lanced a felon. Her nerves were completely unstrung by the suffering through which she had passed, and I found great difficulty in making her breathe with sufficient force and rapidity. She certainly suffered pain at the moment of incision. Of course it was to be expected that severe pain should continue some time after the operation. Within a few weeks, one of my daughters, a girl of sixteen, of a tolerably quite nervous temperament, has had a perfectly sound, deeply rooted bicuspid extracted by Dr. Bonwill while under the effect of the rapid breathing. She assures me most positively that she did not experience the slightest sense of pain. More recently one of my sons, a boy of nine, of remarkably steady nerves, has had two teeth drawn at one sitting, using the same method. He kept his eyes open, saw all that was going on, was conscious of the application of the forceps, but felt no pain. He describes a sensation of slight giddiness as produced by the effort of respiration.

To pretend to generalize from so small a number of trials would, of course, be unreasonable, but I consider that they demonstrate that it is quite possible, by a continuance of rapid and forcible respirations for a certain length of time, to induce such a condition of the nervous system that pain shall not be appreciated by the sensorium, and also that the success of the experiment will be considerably modified by the temperament of the patient and the condition of the nervous system at the time it is undertaken. How this singular effect is produced, whether by the formation of carbonic acid in the blood and throughout the tissues in such quantity as to exert it well known analgesic effects on the ultimate nerve filaments, or upon the brain itself; or whether the phenomenon belongs to the domain of so called biology, a partial hypnotism from fixation of the attention; or whether the brain is thus suddenly either congested or rendered anæmic to such an extent as to benumb its perceptions, are questions which I do not pretend to be able to answer.—*Dr. B. Lee in Med. Advance.*

Chips from Carroll Dunham's Works.

✓ "COUGH. *Bryonia*.—While coughing the patient presses with his hand on the sternum as though he needed to support the chest during violent exertion. Also that the parts which are the seat of subjective pain become subsequently sensitive to external pressure, *e. g.* the sternum."

✓ "BILIOUS ATTACKS.—Common in persons who for years have been accustomed to take frequent doses of *Calomel* or *Blue Mass* for headache and "biliousness." In the majority of cases *Bryonia* is the remedy; if early resorted to, will generally break up the attack; and a repetition of this treatment rarely fails to destroy a tendency to its recurrence."

✓ "NEURALGIA. *Belladonna*.—It occurs generally on the right side and is thus distinguished from the neuralgia for which *Spigelia* is indicated from that which requires *Stannum* and which may also be on the right side. It is distinguished by the fact that the pain which *Stann.* relieves, comes on gently, increases gradually and then as gradually diminishes in severity, while that of *Belladonna* after gradually rising to an intolerable acuteness, ceases on a sudden."

✓ "OFFENSIVE METRORRHAGIA.—In women apparently healthy in whom the function of menstruation is in every other respect normal, the flow is sometimes extremely offensive. The peculiar character of this odor I could never get intelligently described. The cases that have come under my observation have been unmarried young women in good circumstances and of most exemplary habits in every way. I was led to give *Bellad.* from the symptom, offensive metrorrhagia. The odor ceased to be perceived. No other remedy as a treatment had any effect. A similar odor has been observed in the lochial discharge on the fourth or fifth day and has likewise been removed by *Belladonna*."

also Hesper

✓ "AMENORRHEA. *Sulphur*.—I have often found *Sulphur* useful and successful when menstruation was suppressed, whether by cold or by unknown causes and where *Pulsatilla* had been given without effect. Indeed, I think it is more frequently indicated in amenorrhea than *Pulsatilla*."

Vacation.

One theory of Sir Henry Holland's was, that a doctor will increase his practice if he take a month's vacation each year.

Psoas Abscess.

F. N., aged 16, was taken with continuous belching, the 1st of December, 1872, which lasted until December 24th, when he went to bed complaining of chills and fever and night sweats, which continued until February, 1873.

A short time before February, pain was felt all down the spine, slight swelling was observed in the lumbar region, and after careful manipulation fluctuation was detected. The case was diagnosed, "psoas abscess."

Free incision was made and about two quarts of pus gushed out at once, with instantaneous relief of the pain. The abscess was thoroughly sponged out with a solution of *Carbolic acid* and castile soap-water; this being continued until it closed on September 10th.

The patient was very much emaciated: could not turn himself in bed and had to be fed like an infant.

The diet consisted of milk, beef-tea, whiskey, wine and scraped beef. His body was every day rubbed well with olive oil—a pint or more being used every week, and often followed with whiskey. The patient was often laid naked near the south window, so that the sun shone on him for two hours at a time. This was done daily, when possible. White grapes were given freely—about a pound a day. The appetite was good during the entire sickness. The bowels were kept regular, the evacuations being very large.

The amount of nourishment taken was enormous, and so was the amount of pus discharged from the abscess, being a pint a day for weeks.

The remedies given were *Arsenicum*, *China*, *Hepar Sulph.*, *Merc.*, etc.

Psoas abscess of such an extent is generally fatal. The patient at the present time is strong and healthy: does not complain of anything. The scar is three inches long and invaginated to the depth of an inch.

Croup.

A child between three and four years of age was taken in the evening with catarrhal croup.

The next day at noon alarming symptoms set in: membranous patches lined the throat, uvula and tonsils, and there was great

danger of suffocation. The lips were livid, the skin dusky and cold, clammy perspiration covered the body.

Gave *Kali Bichromicum* 1x 20 grs. in water, a teaspoonful every ten minutes, until vomiting was produced. At the same time ordered a large wash-tub of boiling water to be placed each side of the crib, and increased the temperature of the room to 90 degrees. The breathing became better and the dusky hue of the skin diminished.

The child's food had been principally milk, which was vomited in large curds covered over with what seemed to be shreds of membrane.

After four hours the alarming symptoms subsided and the breathing was natural. I ordered the continuance of the steamed air and administered 3 grains of *Hepar Sulph.* in the milk, four times a day. There was a perfect recovery.

I deem the breathing of moist air of vital importance in membranous croup.

Infantile Atrophy.

Read before the Western Academy of Homœopathy at Minneapolis, by
THOMAS C. SCHELL, M. D.

A child born of healthy parents weighing 8 pounds at birth. It nursed one week and did well; then the mother's milk dried up and the child was fed on cow's milk for ten days and began to lose ground. Various kinds of food for infants were tried, but the child continued to fail. A wet nurse was procured and retained six weeks with no better result, and at the end of four months the weight was only 5 lbs. At this time I ordered chicken jelly two fluid ounces to the same quantity of barley water, to be given every three hours. When this treatment was commenced, the child was in extreme atrophy: bad cold, clammy sweats, and blue skin; was vomiting and purging, eyes sunken, fontanelles collapsed—in fact was barely alive, and its death was looked for each day.

Now, for the first time, the food seemed to assimilate and the child gained one-quarter of a pound the first week; one-half the second, and then a pound a week for several weeks. Then the chicken jelly was omitted, and vitalized phosphates added to a milk diet. The result was most desirable. The cheeks became rosy, the spirits improved, and at eight months the child was as healthy as most children. I attribute the recovery entirely to the chicken jelly and the phosphates.

Rules for Sending Consumptives to Travel.

The following rules are those laid down by Dr. James Edward Pollock in a recent lecture:—

1. Never permit any patient to travel who is not in the quiescent stage of disease, or who, in other words, is feverish, with high evening temperature, and the physical signs and conditions already described to you, indicating the continuous form of phthisis. Observe this rule, and you will be successful; break it, and your patient and his friends will not thank you.

2. None of the secondary complications should be present; as, continuous or frequent diarrhœa, serious gastric disorder, or laryngeal irritation.

3. Chronic single cavity, with retraction of walls, accomplished or proceeding, is favorable for removal to a dry, bracing locality, if the hæmoptysical element is wanting in the case.

4. That form of disease described as diffused deposit in one lung, without much dullness or signs of massing of disease, with pretty large chest, and with more moderate emaciation, generally does well on a sea voyage.

5. A first-stage case, already chronic, does best of travelling about, with frequent change of residence. The complication with bronchitis or asthma is generally much benefited by change.

6. Persons ought not to travel at all with feverish symptoms, with secondary complications, with a large amount of local disease in any stage; with both lungs diseased, with poor digestion and greatly lowered nutrition; or in such a state of weakness or emaciation as to require home comforts, peculiar beds or chairs, or varieties of invalid cookery.—*Medical and Surgical Reporter.*

Cold Bathing.

Dr. George Johnson says: "From what I have seen of the effects of cold bathing, I have arrived at the conclusion that more people are injured than are benefited by the practice; and I am confident that if the urine of all men, women, and children who paddle about in the sea until they are blue and cold were tested within a few hours after their immersion, it would be found to be more or less albuminous in a large proportion of cases."—*London Lancet.*

Sore Mouth of Infants.

The indicated remedy should be given internally. The usual ones are well known to you, but I desire in this place to call attention to *Kali brom.*, a remedy that is probably as often indicated as the much-abused Borax. In colicky babies, when the intestines under the examining hand seem to roll up into a ball, that can be moved about the abdomen; constipation or diarrhœa, or no special bowel trouble existing; the mouth hot and covered with aphthæ, or thrush, and swallowing liquids causes choking, *Kali brom.* will cure speedily. In cholera infantum with similar symptoms this remedy has proved very efficient.—*Dr. Mohr in Hahnemannian.*

Compressing the Iliac During Hip-joint Amputation.

The fact that this procedure of compressing the iliac with the hand in the rectum to control hemorrhage during hip-joint amputations is practicable, has only of late been appreciated. The credit of suggesting and demonstrating its utility belongs to Dr. Woodbury, of Philadelphia. That this method merits confidence is attested by the fact that it has received the endorsement of Gross, Van Buren and Callender. Whenever practicable, its advantage over any other method hitherto suggested is at once obvious. The object desired is to introduce the hand into the rectum and compress the iliac vessels as they pass over the brim or inlet of the pelvis. The hand should be well anointed with vaseline, folded in the shape of a cone, introduced with the dorsum towards the sacrum, and by gentle, slow pressure, overcome the sphincter muscle. When the hand reaches the sigmoid flexure the hand may be pronated, when the vessels may be found immediately under the fingers. In controlling the right common iliac, the right hand should be used and the left hand for the left artery. With the elastic bandage on the leg and the hand in the rectum, amputation is almost bloodless.—*College & Clin. Rec., May, 1880.*

To Prevent Pitting in Small-pox.

E. Schwimmer has used the following one hundred and seventy-seven cases with great benefit: Carbolic acid, 4 to 10 parts; olive oil, 40 parts; finely powdered prepared chalk, 60 parts. The paste was applied on a linen mask.

Retention of Urine after Childbirth.

Mrs. P., aged 38, after a very lingering labor, was delivered of her first child. The next day I was summoned in haste, and found the patient in an extremely nervous condition. She had not passed any urine for twenty-four hours. Drew off about three quarts with the catheter and gave *Nux vomica*. I had to use the catheter for eight days and during the time gave all kinds of medicine recommended for such cases, but without any effect. The nervousness now amounted to hysteria, accompanied by clonic spasms.

On the eighth day, in the morning, I administered a full dose of *Bromide of potassium*, 20 grains, and at 12 o'clock repeated the dose. At 2 p. m. she for the first time passed urine without the use of the catheter.

I continued the bromide for a few days, 20 grains daily. The recovery was rapid and satisfactory.

THE DIAGNOSIS OF INCIPIENT PHTHISIS is greatly aided by an examination of the larynx, the mucous membrane covering of which, and also that covering the pharynx, is of an ashy-gray color. The arytenoid cartilages become swollen and pear-shaped. These tumefactions are not oedematous. The loose, submucous tissue is largely infiltrated with a small-celled infiltration, with tendency to the formation of deposits with cheesy centres. Treatment with inhalations, so as to distend the air-cells, and remove the large swollen epithelial cells, which are in various stages of fatty degeneration, promise well. The yellow, viscid sputum soon becomes white and frothy.—CARL SEILER, M. D., in *Phila. Med. Times*, July 3d, 1880.

COMPRESSION OF CAROTIDS FOR CONVULSIONS.—M. Favez has found that compression of the carotids will put a stop to convulsions in children. When the right side is affected, compress the left carotid.

PODOPHYLLIN, exhibited in repeated small doses, has produced such a condition that the prover could not distinguish one food from another.—*Phila. Med. Times*,

✓ **Sleeplessness.**

The following is recommended as a cure for sleeplessness: Wet half a towel, apply it to the back of the neck, pressing it upward toward the base of the brain, and fasten the dry half of the towel over so as to prevent the too rapid exhalation. The effect is prompt and charming, cooling the brain, and inducing calmer, sweeter sleep than any narcotic. Warm water may be used, though most persons prefer cold. To those who suffer from over-excitement of the brain, whether the result of brain-work or pressing anxiety, this simple remedy has proved an especial boon.—*Med. Press and Circular.*

Intermittent Neuralgia.

✓ Dr. Hale—Last spring a patient was afflicted with intermittent neuralgia. It has returned upon him this fall. Had been treated Homœopathically and then Allopathically, with no relief. Daily at 9 A. M., a pain began just above the left eye-brow in a space covered by half your finger. It grew more severe; attained its height in three quarters of an hour. From eleven to twelve o'clock it would wear away gradually, the decline being accompanied with considerable nasal discharge. By 3 P. M., he would be at his business. *Cyanuret of Potash* 1st centesimal, in grain doses, one every hour. *Gelsemium* during the attack. He is gradually improving. [*Ignatia.*—T. C. D.]

Neuralgia.

Trousseau gives an important symptom in the diagnosis of neuralgia, that is, pain over the spinous processes of the neighboring vertebræ, *e. g.* when the nerves of the facial plexus was affected, pressure on the spine of the last cervical vertebræ gave pain.

Whooping Cough.

✓ *Bromide ammonium* from 2 up to 6 grain doses three times daily, said to have a decided curative effect.

BLOTTING PAPER AS A DRESSING FOR WOUNDS.—Professor Roser recommends blotting paper as a excellent application for absorbing pus, and as better dressing for keeping the wound dry and clean than charpie.

Acute Meningitis in a Horse.

J. FITZ MATHEWS, M.D.

Acute pains, intermittent, pupils contracted, teeth clenched and tongue protruding, stupor, with the head forced back into side of a hayrick, alternating with great restlessness, frequent change of position, and delirium of furious character, biting and kicking, groaning and moaning. *Bell.* 200 cured promptly.

Homœopathic Medical College of Missouri.

The twenty-second course of Lectures in this old established institution is being attended by a large and appreciative class of students. We are informed by Dean Richardson that the prospects of the old school were never better, and with a corps of instructors second to none in the country, the friends of Homœopathy may rest assured that the old institution will turn out a large and well qualified class of graduates next spring.

The clinical advantages of this school continues to be one of its most prominent features. The class thus far, in addition to the regular daily clinics in the College and Hospital, have witnessed in the practice of the Professors, the following operations: craniotomy, application of the forceps, partial resection of the ankle-joint, operation for strabismus, and application of the plaster splint for fracture of the arm.

Book Notices.

“A Steamer Book; A Picturesque Account of a City on the Sea, being A Daily Life on a Steamer of a Transatlantic Seeker after Health, Recreation and Rest.” By WM. TOD HELMUTH, M. D. G. W. Carleton.

A bright little book, full of the wit and sparkle of the well-known surgeon and author: a well written, interesting narrative of life on an ocean steamer, from home to foreign port. The city of the sea; the machine shop; the water works; the lower walk; the government officers; the library,—are detailed with a pen of interest, adding a new charm to the fascinating life on the ocean wave.

The “Reports of the Bureau of Sanitary Science, etc., and Organization contain some good papers. The chairman of these Bureaux evidently don't believe in waiting for the Transactions

to appear, although the Homœopathic Mutual Life Insurance Company is responsible for the Report of the Bureau of Sanitary Science, etc.

"The Feeding and Management of Infants and Children. and the Homœopathic Treatment of their Diseases," T. C. DUNCAN, M.D. Duncan Bros.

Dr. Duncan has prepared for the general public a useful book. It contains many points not usually brought out in treatises of this kind. The chapter on Feeding, the different kinds of food, etc., are valuable features and should recommend it to all mothers. Baby's diet is often a puzzling question to settle, and just here Dr. D's book comes to our aid. We predict a large sale of this book, because it will fill a place in the domestic library as yet unfilled.

Books Received.

"A Practical Treatise on Nasal Catarrh," by BEVERLY ROBINSON. Wm. Wood & Co., N. Y.

"Therapeutic Key, or Practical Guide for the Homœopathic Treatment of Diseases in General," by I. D. JOHNSON, M. D. 10th edition. Boericke & Tafel.

"Transactions of the American Institute of Homœopathy," Session of 1880, Milwaukee. J. C. BURGHER, M. D., Gen'l Secretary.

"Diseases of the Pharynx, Larynx and Trachea," by MORELL MACKENZIE, M. D., London. Wm. Wood & Co., vol. 10, Wood's Library.

"Transactions of the Eleventh Annual Session of the Hom. Med. Society of Michigan." R. B. HOUSE, M. D., Gen'l Secretary.

"General Symptom Register of the Pure Materia Medica," by T. F. ALLEN, M. D. Boericke & Tafel.

"On the Pursuit of Certainty in Medicine." Presidential Address Delivered at the Meeting of the British Hom. College, Leeds, Sept. 9, 1880. DR. YELDHAM.

"Transactions of the American Inst. of Homœopathy for 1879," edited by J. C. GUERNSEY, M. D., Phila.

"Eaton on Diseases of Women," M. M. EATON, M. D. Boericke & Tafel.

"Repertory to the Morbidities in their relation to Temperature, Air, Water, Winds, Weather and Seasons." Compiled by SAM'L WORCESTER, M. D' Boericke & Tafel.

"Is Consumption Curable, and Can it be Transmitted by Means of Food?," by H. C. CLAPP, M. D. Otis Clapp & Son.

THE HOMŒOPATHIC NEWS.

VOL. 10.

DECEMBER, 1880.

No. 12.

✂ To insure publication, articles must be *practical, brief* as possible to do justice to the subject, and carefully prepared so as to require little revision

✂ The Editor reserves the right to further condense all articles sent, so as to fill as little space as possible without interfering with the ideas expressed.

✂ Readers of the News will oblige the Editor by sending copies of local newspapers, pamphlets, short articles, etc., which will be promptly acknowledged.

Diphtheria and Scarlet Fever in Brooklyn and New York.

New York, Nov. 29.—There is general alarm over the spread of diphtheria in this city and Brooklyn. In New York there were three hundred and sixty cases reported in September, October, and November of 1879, and for the same months of this year, up to the 20th of November, there have been one thousand cases. The comparison of the figures necessarily creates alarm. For the quarter ending March 27 of this year, there were one hundred and ninety-one deaths from diphtheria in Brooklyn. For the second quarter, ending June 20, the mortality was one hundred and sixty-one; and for three months ending, Sept. 25 the deaths numbered one hundred and sixty-four. Since Sept. up to Nov. 25, inclusive, there were three hundred and seventy-one fatal cases of diphtheria recorded at the Bureau of Vital Statistics, making the total deaths since Jan. 1, eight hundred and eighty-seven. There were one hundred and eleven cases of diphtheria reported during the past six days, thirty-one of which proved fatal. For the corresponding period of last week there were one hundred and twenty cases, there being a decrease of ninety-eight this week as compared with the corresponding period of last week.

Scarlet-fever is also prevalent in Brooklyn. Last week there were thirty-six cases of that disease reported, and six deaths. For the past six days of the present week there were fifty-nine cases and six deaths.

✓ GLYCERINE—Is recommended as curative in some cases of acidity of the stomach.—*Times*,

JOURNALS OF THE MONTH.

ADVANCE, December.—Opens with an article on the repetition of the dose by Ad. Lippe, counselling against it.

Dr. Rickey writes on the Pathology and Prognosis of Insanity.

Dr. Hall gives his clinical experiences with high potencies: curing a wen with *Sulphur* and *Silicia*; a soft tumor on the end of the spine with *Calc. c.* 21 m.; two maternal nævi with *Silicia Lycopodium* and *Psorinum*.

Dr. Bowen writes a paper showing how climate and soil affect individuals resident. He asks who has done aught in Indiana to make themselves famous?—attributing largely the lack of prominent men to the effect of the climate and soil, and not to the quality of Indiana brains.

In the department of General Clinics we find cases of ulcers, cured with "*Achroc. choc.*" The sores were on the calves. Chorea cured with *Silicea* and *Phos.* and *Calc. carb*; ptosis with *Gelsem.*, and a ganglion with *Iodine dm.*

The details of the British Congress are interesting; those of the Canadian Institute equally so. Prof. Elsom gives us an essay on the motion of the heart.

✓ Rational Medicine gives us the action of *Belladonna* in delirium tremens, after *Chloral* and *Morphine* failed.

Dr. Vernon's paper on Progressive Pernicious Anæmia gives the differential diagnosis between it and Bright's disease, albuminuria, cirrhosis of the liver, cancer, etc., and quotes a case in practice, which died.

REVIEW opens with a discussion of the latest fashions in medicines, e.g., *Salicylate of Soda*, etc., and concludes with the general congratulation that homæopathy profits by these experiments and provings.

Some Clinical cases by S. H. Blake contain interesting material, illustrating the varieties of symptoms belonging to dilated heart which are cured with *Veratrum Viride*.

A case of epithelioma of the abdomen cured with Fells and Marston and Mc. Limont's Paste, consisting of *Chlor. Zinc.*, 1 drachm; *Muriate Hydrastia*, 1½ drachms; flour, 2 drachms; mixed with an equal part of *Stramonium* ointment (1 drachm

Ext. to 1 oz. *Vaseline*). Repeated applications cured, but the first one produced violent symptoms of *Stramonium* poisoning.

Dr. Harmar Smith gives some clinical cases illustrating the action of *Strychnic nitrate* and *Digitalis*.

Dr. Roth gives some interesting reports from the night service system, established by Dr. Passant.

Dr. Cooper gives his experience with *Orotalus*, a remedy seldom used. It acts on the right side of the body in contrast with *Lachesis*, to which it is very similar.

Some general items close the number.

N. E. MED. GAZETTE, Nov.—“Is Consumption Contagious?” is mainly from the Editor’s work which we have noticed in the Book Department.

Prof. Yaeger’s report on Neuranalysis is a little remarkable.

Dr. Wesselhoeft’s article on dilution potencies in the light of radial matter, is up among the things celestial.

Dr. Gersdorff writes on Progressive Homœopathy.

Dr. Hale narrates a case of subacute myalitis cured with *Strychnia* in increased doses until 1-30 grain was given three times daily. Dr. Hale’s law of dose decided the potency, the symptoms resembling the secondary effects of *Nux vom.* or *Strychnia*,—for acute congestion and irritability had been replaced by torpor and paresis of the gray matter of the cord, hence the lower potencies were to be used.

ST. LOUIS CLINICAL REVIEW, Nov.—Dr. Parsons keeps the surgical department of this Journal up to the mark. He details a case of strangulated femoral hernia with operation followed and phlebitis, patient recovering.

Dr. Burnett’s article on the prevention of hare lip, cleft palate, etc., is reprinted from the *Homœopathic Review*.

The discussions from the St. Louis Homœopathic Society on the expediency of using *Quinine* in malarial diseases, present a variety of opinions. Dr. Cummings advocates its use in the early and not in the later days of the disease. Dr. Gundelach uses it even when there is coma, to the skin or by ingestion, and under some circumstances, combined with *Fl. Ex. Taraxacum* :—one dr. *Quinine*, 6 fl. dr. *Tarax.*, 4 oz. water.

Mrs. Dunlap writes a paper on the rights of woman to practice medicine, and her qualifications.

HOM. TIMES, NOV.—Amongst the remote effects of disabilities sustained in the military service, Dr. Atwood cites a great variety of ailments, gunshot wounds of the extremities forming the largest class.

In discussing the theory of contagion, Dr. Pomeroy accepts the glandular one as the most rational. (See extract.)

The details of a case of ovariectomy, multilocular cyst; spontaneous rupture; operation; recovery,—under the hands of Dr. Helmutz, are of interest. There were seven large cysts emptied.

Dr. Hallock records an ovarian cyst rupturing spontaneously and discharging through the abdominal walls a tuft of hair, light red or sandy color, and a tooth, apparently a bicuspid.

Dr. Corson records a case of malformation in an infant.

Dr. Bogy reports a case of croupous pneumonia and double lobar pneumonia from the Hahnemann Hospital. Remedies for former *Acon.* 1x, *Bry.* 1x, *Rhus* 1x, *Phos.* 1x, *Sulph.* 3, and *Ars.* 3. Admitted April 4, discharged cured May 27th. For the latter, *Acon.* 1x, *Bry.* 1x, *Merc. sol.*, 1x, *Phos.* 3, *Ars.* 1x, discharged June 8, admitted April 14.

HOMŒOPATH, November.—In the treatment of epilepsy the use of common salt is lauded in the *Allg. Hom. Zeitung*. A case is recorded in which the treatment consisted of giving a small teaspoonful of common salt followed by some water, without any success, as soon as there was any warning of the approach of the spasm. The following day a very large teaspoonful was given, and for the first time in 134 days it did not appear. The treatment was continued for five days, and the patient cured. Supposed to be due to reflex action.

Dr. Dodge reports a case of cerebral tumor producing a series of symptoms unaccountable until the post mortem.

Dr. Ricardo narrates a case of pulmonary phthisis. Patient enceinte. After delivery, nursed her babe for two weeks. After the first week it sickened and broke out with eczema impetig. Weaned it. Puppy applied to breasts, it being two and a half days old. Soon developed eczema simplex; died in ten days. Mother not so well; child recovered.

Dr. Hunter advocates tying the cord as soon as respiration and circulation are established, and thus saving the child loss of blood.

INVESTIGATOR, November 1.—In a lecture on hereditary syphilis and rachitis, M. J. Parrot, M.D. denies the syphilitic face in infants described by Lamauve and Trousseau. He affirms that in the majority of cases infants affected with hereditary syphilis have nothing particularly diagnostic about the face. He then goes on to consider four syphilides: the bulba, macula, that appearing in patches, and the ecthymatous.

In the Society Proceedings the report of the World's Homœopathic Convention, 1880, is presented,

Dr. Benham writes on the Temperaments and Mental Symptoms as Guides in selecting the remedy.

Dr. Winan's Address on Faith vs. Theory will recommend itself to every reader. He advances thoughts often overlooked. Do not hold the School responsible for the errors of the physician and the non-importance to the homœopath so far as prescription goes, of disease diagnosis.

INVESTIGATOR, NOV. 15.—Dr. Harpel gave a boy bitten by a copperhead 2 grains of *Iodine* every hour for a day, then every two hours, then three times daily, and applied a hot poultice of equal parts of cornmeal and hops, wet with a strong mixture of home-made soft soap and water. He recovered entirely.

Dr. Randall believes puerperal convulsions are best treated with *Ohloral*, 15—30 grs. at once, 8—10 every 2—3 hours thereafter. He gives his experience in 4 cases.

Dr. Marion treats his diphtheria with *Bell.* 3, in alternation ✓ with *Phytolacca* 2x; *Alcohol* as a gargle. *Kali bich.* 3x for the nasal complication.

The Academy of Hom. Physicians and Surgeons discussed the subject of Injuries of the Eye. *Aconite* 3, *Arnica* 3 and *Calendula* recommended. *Rhus* in low potency regarded as a good remedy for inflammatory conditions of the eye when the tissue inflames and there is a tendency toward the whole eye being inflamed. Dr. Pratt advocated the use of Prince's lotion (4 grains of *Zinc. chlo.* to oz. equal parts *Glycerine* and *Water*). Dr. Mit- ✓ chell spoke of *Oil of Eucalyptus* as valuable in throat difficulties.

Dr. Pease calls attention to feeding children on milk from cows improperly fed, and whose diet is of a nature to act as a poison to the child.

In speaking of herniæ, Dr. Thomas thinks that an open or weak ring plays the least important part in the formation and

continuance of a rupture, and that in a radical cure we should seek to remove the causes of rupture, in short all the organic changes which occur.

MEDICAL COUNSELOR, NOV.—Dr. Vilas gives us a practical article on the ophthalmoscope and its uses, considering first the theory of refraction.

Dr. Cassidy cured a case of puerperal insanity with *Stramonium*. Indications, loquacious delirium.

Dr. Delamater reports in his clinic a case of anterior spinal anæmia producing chorea cured with *Valerianate of strychnia* 3x, a powder four times daily. Temporary cerebral hyperæsthesia, cured with *Arnica* 30; also inflammation in the anterior horns of the spinal cord in upper part of dorsal region, galvanic current, ten Hill's battery cells, cured in a month.

Dr. Newman's Plain Directions for the Examination of the Urine, takes up the subject of the phosphates.

Dr. Starke calls attention to the subject of clinical thermometry; that many of our instruments are faulty, hence we obtain faulty readings; and that all instruments should be verified. In England last year some 3,400 were verified at the Kew Observatory alone.

HOMŒOPATHIC REVIEW, NOV.—This number is largely taken up with papers and discussions on the best method for the establishment of a school of homœopathy in England.

WORLD, NOV.—Dr. Stiles appeals for a homœopathic asylum for the insane.

Some reminiscences of Hering, by Dr. Berridge, are interesting.

✓ Dr. Burnett records a case of incontinence of urine by day only, cured with *Selenium* 3d cent. trit.

Dr. Bayer's paper on "Homœopathic Disabilities and how to remove them," read at the Leeds Congress, is printed in full.

The remainder of the journal is filled with short items of local interest.

AMERICAN OBSERVER, NOV.—Dr. Dowling gives some good advice on the physical signs in approaching dissolution in some forms of heart disease.

Dr. Gerrie reports measles epidemic in Brooklyn. A peculiarity that cold water always nauseated rendered it necessary to give the medicines in warm water.

Dr. Houghton counsels wisely in regard to the use and abuse of the ear syringe. He says, do not use it for the removal of purulent or muco-purulent secretions, regardless of the character of the ulceration which causes the discharge. In cases of sanious discharges, careless use of the syringe does mischief if there is a tendency to repair or greater loss of tissue. When the discharge is muco-purulent, free from blood and non-corrosive, its use is not contra-indicated. Healing of the perforation of drum head is promoted by pledgets of cotton or discs of sized paper laid over the perforation. The use of absorbent cotton is much to be preferred in many cases. In the removal of cerumen, remove a small portion with the blunt hook or scoop, then syringe behind and displace it.

Dr. Brown reports a case of ossification of the cheroïd following an injury to the eye.

Dr. Helmuth presents the details of two cases of supra pubic lithotomy, the one a success, the other, death; the latter, however, being a patient in his seventieth year.

"For the honor of the guild," S. A. J. advises Dr. Wilson to step down and out from the editorial chair of the *Advance*.

Dr. Worcester writes a long article on the care of the insane, in which he advocates reforms of all kinds:—less drugging amongst the Old School patients, and more homœopathy.

ADVANCE, NOV.—A biographical sketch of Dr. Hering opens the number, and Dr. Lippe writes on Rational Homœopathy.

Dr. Edgar's paper on Ametropia, read at Indianapolis, appears in full.

Dr. Armstrong finds *Lachesis*, *Nux vom.*, *Pulsat.*, *Ign.*, *Carb.*, *Digit.* and *Spigelia* all-sufficient for smoker's heart disease.

Dr. Nichols, of Boston, claims that hydroa during intermittent fever is a symptom of the disease, and as such should be so regarded and considered in making the choice of the remedy.

In the Department of General Clinics, we have several cases illustrating the curative effects of *Bell.* 30. A case of ophthalmia was cured with *Alumina* 9c; one with *Sulph.* 9c.

Dr. Sherbino advocates *Verat. vir.* in typhoid fever.

From Dr. Wilson's Clinic comes a case of entropion cured by an operation.

The report of the Hering Memorial in Cleveland appears in full.

Dr. Gesler reports a case of *nævus maternus*,—a hair 6 inches long clipped from the lower part of the spine of a girl eight years old. It attained this growth once every six months.

HAHNEMANNIAN, November.—Dr. Farrington continues his studies in *Materia Medica*, those acting on the the throat, lungs and heart receiving attention.

Dr. Hobson reports a rare instance of femora inguinal hernia. Patient died after operation for relief.

Dr. Sharkey's paper on *Neurasthenia* in childhood calls attention to a condition generally ascribed to adult life. He quotes two cases, however, in children of three years, cured. The prognosis in general is favorable.

Dr. Houghton utters a warning against the indiscriminate use of the syringe in chronic ear diseases, and cites cases where death followed careless manipulation of the above instrument.

Dr. Winslow contributes an article on pseudo-conical cornea, and he ascribes the cause by exclusion to the intra ocular pressure.

A paper on nephrectomy by Dr. McClelland contains some facts of interest. He reports a case operated on with great success.

List of Journals.

North American Journal of Homœopathy (Quarterly).—Editor, S. Lilienthal, M. D. Publishers, Boericke & Tafel, New York. Price, \$4 per vol., or 4 Nos. Volume commences in August.

American Homœopath. (Monthly).—Editors, Charles E. Blumenthal, M. D. Arthur T. Hills, M. D. Publishers, A. L. Chatterton & Co., New York. \$2 for 2 vols 12 Nos. Volume commences in January and July.

United States Medical Investigator. (Semi-Monthly).—Editor, T. C. Duncan, M. D. Publishers, Duncan & Bro., Chicago, Ills. Price, \$3 per vol., 24 Nos. Volume commences in January.

American Observer. (Monthly).—Editor and publisher, Edwin A. Lodge, Detroit, Mich. Price, \$2.50 per vol., or 12 Nos. Volume commences in January.

St. Louis Clinical Review (15th of each month.) Editor and publisher, Philo G. Valentine, A. M., M. D. St. Louis. Price, \$2 per volume of 12 numbers. Volume commences in March.

Homœopathic Times (Monthly).—Editors, E. Guernsey, M. D., Alfred K. Hills, M. D., J. G. Gilbert, M. D. New York. Price \$3 per vol., or 12 Nos. Volume commences in April.

Cincinnati Medical Advance (Monthly).—Editor T. P. Wilson, M. D., Ann Arbor, Mich. Publishers—Advance Printing Co., Cincinnati, Ohio. Price \$2 per vol. or 12 Nos. Volume commences in July.

New England Medical Gazette (Monthly).—Editor, Herbert C. Clapp, M. D. Publishers, Otis Clapp & Son, Boston, Mass. Price, \$1 per vol. or 12 Nos. Volume commences in January.

Homœopathic Review (Monthly).—Edited by Drs. Pope and Dyce Brown. Published by G. Gould & Son, London, England. Price, \$4 per volume, or 12 Nos. Volume commences in January.

Homœopathic World (Monthly)—Edited by Dr. J. C. Burnett. Homœopathic Publishing Co., London. Price, \$2 per vol., or 12 Nos. Volume commences in January.

Hahnemannian (Monthly).—Editors, L. A. Farrington, M. D., Pemberton Dudley, M. D. Business Manager, Bushrod W. James, M. D., Philadelphia, Pa. Price, \$3. Volume commences in January.

Homœopathic News (Monthly).—Published at Luyties' Homœopathic Pharmacy, St. Louis. Price, one dollar per volume. Volume commences in January.

Medical Counselor (Monthly)—Editor, H. R. Arnd, M.D. Publisher, W. A. Chatterton Chicago. Price, \$2 per volume of 12 Nos. Volume commences in April.

British Journal of Homœopathy, (Quarterly)—Editors, Drs. Dudgeon and Hughes Publisher, J. E. Adlard, London, England. Price, \$4 per vol., or 4 Nos. Volume commences in January.

Hom. Journal of Obstetrics and Diseases of Women and Children (Quarterly) H. Minton, M. D., Editor; Publishers, A. L. Chatterton Pub. Co., N. Y. Price, \$4.00 a year, 4 Nos. Volume begins Aug. 1.

The Hom. Expositor (Quarterly). Ed. J. Morgan, Jr., M. D., Editor, Ithaca, N. Y. Price, 50c a year.

The Clinique, (Monthly).—Business Manager, T. S. Hoynes, M. D., Chicago, Ill. \$1.00 per vol. of 12 Nos. Volume commences in January.

Medico-Chirurgical Quarterly—Editor and Publisher, John Butler, M.D. Commences in October— Price, \$3 per volume.

Physicians and Surgeons' Investigator.—Buffalo, N. Y. Dr. S. N. Brayton, Ed. \$1 per year. Volume of 12 numbers commences January.

New Journal.

On the 1st of January, there will be issued by Bedell & Bro., of New York, a new Journal, "*The Homœopathic Physician*,"—\$2.00 a year in advance,—under the editorship of Dr. E. J. Lee, of Philadelphia. It is to be a pure homœopath.

Chloral Applied Externally.

Chloral hydrate is now employed by physicians with considerable success in neuralgic pains and in cancer of the breast, and this, in some instances, when other sedatives and narcotics have notably failed to give relief. The mode of application practised in such cases is by the saturation of folds of lint of the size of the part to be treated brought into close contact, then covered with three or four layers of lint covered with oil-silk or spongio-piline wrung out of hot water. The application to raw surfaces requires, of course, special care in manipulation. The strength of the solution is about four drachms to sixteen ounces of water, and the addition of a small quantity of glycerine is found advantageous.

✓ AFTER-PAINS.—Dr. Hale advises *Vib. op.*, 5 drops three times daily for two weeks preceding labor, to prevent after-pains.

Bronchiectasia.

✓ I have used the third decimal trituration of *Terebinthina* in powder, or the powder dissolved in water, with the best results. By *Terebinthina* I mean the Venice turpentine, triturated with sugar or milk, of the usual form of one to ten, and not spirits of turpentine, which is a distillation from pine pitch.

Dr. Monti, before mentioned, was accustomed to prescribe the inhalation of the vapor of spirits of turpentine, formed by pouring some in a bowl containing boiling water; and then let the patient hold his head over the bowl and breathe the vapor.

This procedure, he claimed, was very prompt in its effects, relieving the breathing and cough in the worst cases, and was of the first importance for the relief of the asthma attendant upon this disease.

For a radical cure he enclosed the patient in a receiver, made by stretching a rubber covering over a frame, with the patient wholly enclosed but the face, and then exhausting the air with an air-pump as much as patient could comfortably bear, and keep the patient in this state from five to ten minutes. His explanation of the process was that with the atmospheric pressure in a measure removed from the surface of the body the expansive power of the air in the lungs, stretched and lacerated the dilated bronchia and brought on a kind of suppurative inflammation of their coats, and that during the process of healing they became contracted and permanently healed.—*Dr. Cate in Am. Hom.*

Diagnosis of Fracture of the Neck of the Femur.

Dr. Bezzi draws attention, in *Lo. Spallanzani*, Nos. 1. and 2, 1880, to a sign which is pathognomonic of fracture of the neck of the femur, but which is not generally known. In examining the space between the trochanter and crista ilii, it will be found that while, on the sound side the muscles occupying this region (the tensor vaginae femoris and the gluteus medius) are tense, and offer to the hand a considerable feeling of resistance, they present on the affected side a deep, well-marked depression, a flaccidity and diminution of tension, from displacement upwards of their points of insertion.—*Centrablatt f. Chirurg.*, July 31, 1880.

The Size of Different Organs.

In the *Boston Medical and Surgical Journal* H. P. Bowditch, M. D. gives the result of some measurements by Prof. Beneke, of Marburg, relative to the size of different organs at different periods of life and in different morbid conditions.

I. Before the age of puberty, the aorta is larger than the pulmonary artery; after this period the relation is reversed. II. The aorta and pulmonary artery are smaller in the female than in the male, even at those ages when the size of the body is greater in the female sex. III. In adult males the volume of the lungs is greater than that of the liver; in adult females the reverse is the case. IV. In men the volume of the two kidneys is less than that of the heart; in women it is greater. V. Children have a relatively larger intestinal canal than adults. VI. A sudden increase in the size of the heart occurs at the age of puberty. VII. The iliac arteries diminish in size during the first three months of life. VIII. The cancerous diathesis is associated with a large and powerful heart, capacious arteries but a relatively small pulmonary artery, small lungs, well-developed bones and muscles, and tolerably abundant adipose tissue. IX. Pulmonary tuberculosis is often associated with a very small heart. X. In rachitis the heart is large and well developed.

Help for Red Noses.

Mr. Malcolm Morris, in the *British Medical Journal*, says that considerable success has been met with in "acne rosacea" when affecting the nose, through the use of linear scarifications. His plan is to scarify the affected part in parallel lines, allowing some blood to flow. He repeated the operation twelve times.

Esmarch's Bandage in the Removal of Fibrous Abdominal Tumors.

At a recent meeting of the Académie de Médecine (*Le Progrès Méd.*, 1880, p. 649,) M. Labee read a communication relative to a modification of the operative procedure of hysterotomy applied to fibrous tumors (exsanguification of the tumor). Gastrotomy for the removal of fibrous tumors of the uterus is now a well-established operation, and M. Labee did not

attempt to describe it, but simply called attention to an important modification which he has introduced into the operative procedure. The quantity of blood contained in these enormous tumors of the uterus is always considerable, and the loss of blood consequent upon the ablation of the tumor is a factor the importance of which it is impossible not to recognize, especially when it is considered that the women from whom these tumors are removed are always in a state of advanced cachexia. M. Labee conceived the idea of using Esmarch's bandage in these cases, with the view of pressing back into the general circulation as much as possible of the blood contained in the tumor, that this might be retained in the economy. The first patient on whom the plan was tried presented a rather hopeless prospect, being in a deplorable condition before the operation. She succumbed to septicæmia six days after its performance. But M. Labee was able to satisfy himself that the enormous fibroma on which compression had been practised was completely deprived of blood, more than a litre of blood having thus been restored to the system. M. Labee suggests that long needles or skewers should be fixed in the walls of the tumor at proper points to prevent the bandage from slipping off.—*Am. Hom.*

The Glandular Theory of Disease.

This theory — the glandular origin of contagious disease — is based upon experiments made by its author through which he “discovered (1) that the fluids secreted during various stages of disease, in some forms of communicable diseases, could be made to propagate disease.” (2.) That from these secretions their poisonous matter may be separated, as he succeeded in doing in one instance, and of which specimens were on exhibition, and that this poisonous matter appeared like an alkaloid, or a chemical substance resembling in physical prospectus *Morphine, Strychnine*, etc., derived from animal rather than like them, from vegetable matter. (3.) That this poisonous matter, under favoring conditions, was competent to produce and re-produce poisonous diseases in kind like unto itself. Here, of course, we recognize the basis of what is ordinarily termed septicæmia. To this poisonous base Dr. Richardson gave the name of septine, and its disease products he calls septinous diseases.

The next step in this procedure is the conclusion he reached, to use his own words, that "The secretions of the animal body are in fact the sources of the septinous diseases, and that the various septinous diseases are, in fact, all of glandular origin; that in every case of disease the poison producing it is nothing more nor nothing less than a modified form of one or the other secretion." Also, that "Each secretion yields some organic product; the gastric secretion, pepsine; the salivary secretion, ptyaline, and so on; and each secretion plays a different part in function, although the organic basis of them all may present a general similitude of construction." His observations led him to the conclusion "that the number of the distinctly communicable diseases is closely related with the number of secretions. The poison of hydrophobia is from the salivary secretion; of diphtheria from the mucous glands of the throat; of scarlet fever, I believe, from the lymphatic glandular secretion of the nasal surface; of typhoid from the mucous glands of the intestinal surface, and so on."—*Dr. Pomeroy in Hom. Times.*

✓ **Special Odors as Pathognomonic of Certain Diseases.**

The following diseases, according to Dr. Jessen, of Chicago, in "The Clinique," are said to have an odor peculiar to themselves: That of *Morbilli* is like fresh, plucked feathers (Heim); *Scarlatina*, like fresh bread (Heim); *Variola*, like the odor in a menagerie (Heim); *Sudamina*, like decayed straw; *Scabies*, like mould; *Syphilis* has a sweetish odor; *Gout*, a sourish one. In the perspiration of gouty patients, Anselmino found more ammonia than in that of healthy persons; and Behread found the same in typhus and putrid fevers. *Scrofulosis* emits the odor of sour beer; *Icterus* has the odor of musk; in *Scorbutus* and some putrid fevers it is similar to that of decomposed organic matter. Between the odors of *Scarlatina* and *Intermittent Fever* there is a strong likeness; and it is said that Heim was able, on entering the sick-room, to distinguish, by this sign alone, scarlet fever and measles. To Ludwig Heim, of Berlin, has been ascribed the merit of first calling attention to the "odor theory," which he made the special subject of one of his works. This "odor theory," however, antedates Heim many years; nor is Récamier—who succeeded the famous Laennec at "College of France," and who for forty years (1806-

46) was *médecin ordinaire* at Hôtel Dieu, Paris — the only physician of the present century who has learned that “as each flower has its odor, so, likewise, diseases have their effluvia.” Any one whose olfactory sense is sufficiently acute can verify the assertion that not only do flowers have their fragrance, and diseases their effluvia, but that every person, creature, bird, plant, and thing has each its distinctive odor. The power of distinguishing these odors is more or less limited, and varies in different persons. If one be unable to detect the sought-for odor in either domain of nature, he may suspect, not that the essence is wanting, but that the olfactory nerves are not delicate or sensitive enough to recognize it.

✓ **Clinical Temperatures,**

In every fever there is a certain point, beyond which if the temperature rises, certain structural changes will take place, which lead to a fatal termination. In fevers differing in pathological conditions, this point is by no means uniform, but differs in each variety. In scarlet fever it is 105° F.; in typhoid fever 106° F.; in relapsing fever, from 107° to 108° F.; and it may even go higher in erysipelas and the malarial fevers. I have frequently seen a temperature of 106° succeeding the premonitory chill or shivering of an abortion. Professor Thornsbee says: “When the abnormal elevation of temperature is due to insufficient radiation of heat as in some nervous diseases, it is not in itself dangerous, for it has been known to reach 123° F., and remain there for several weeks.” Injuries of the spinal cord will sometimes produce an abnormally high temperature. Sir Benjamin Brodie mentions a case that reached 111° F. Dr. Shradly mentions a case of acute articular rheumatism accompanied by premature labor at the seventh month of pregnancy, in which the temperature reached 109° F. in the axilla; he says the case “was treated successfully.” Dr. Marshal reports a case of pneumonia raising the temperature to 110° which was followed by recovery. Dr. Paul Guttman says: “The highest recorded temperature, which occurred in a case of tetanus is 112.4° F., rising after death to 113.7° F. In the most severe acute diseases, (pneumonia, typhus, scarlatina, etc.,) a higher temperature than 106.7° to 108.5° F. is seldom met with, except in cases of sunstroke and relapsing fever. It is

only very exceptional that a point higher than 109° or lower than 91.4° F. is reached.”

If we would enjoy the fullest confidence in and profit by the use of this most important aid to diagnosis and prognosis—the clinical thermometer—we must observe:

1. The *necessity* for getting carefully-made and accurately-marked, certified thermometers.

2. The marked range of variations of temperature in different pathological conditions, remembering that, what is a safe temperature in the one condition of disease may be dangerous in another.

3. That in a prognostic point of view, a reduction in temperature below the normal point is fully as important as an increase.

4. That sufficient time and considerable care should be given to clinical thermometry as regards the following particulars:

(a). A proper reading of the thermometer can not be obtained in a test of less than five to ten minutes.

(b). The temperature of the axilla, well dried and with tissues closely embracing the bulb of the thermometer will in some instances record an erroneous temperature—*vide* diphtheria, etc.

(c). The temperature of the mouth may reveal an erroneous reading, from insufficient care to exclude cool drinks and air from the mouth, not only at the time of the observation, but for some time before.

(d). That the temperature of the mouth may be from one-half to one degree higher at the sublingual than in any other part.

(e). That for purposes of accuracy, the reading of the thermometer used in recte, can, perhaps, be depended on with more certainty than that obtained from any other location.

If all these particulars are observed clinical thermometry will soon be very highly rated.—*Dr. Storke in Med. Counselor.*

Sensible (?) Definition of Unscrupulousness.

In a suit in the Supreme Court in Brooklyn, not long since, Dr. J. S. Johnson testified that Dr. Carnochan, one of the plaintiff's witnesses, was “a man of the highest surgical ability, but of unscrupulous character.” Being pressed for a more definite answer as to Dr. Carnochan's “unscrupulousness,” Dr. Johnson said that it was a common rumor that Dr. Carnochan consulted with homœopathists!

DR. J. C. GILCHRIST'S experience has supplied the pages of his work on Surgical Disease with some welcome observations and corroborations, of which we may instance the value of *Lachesis* in traumatic, and of *Secale* in senile gangrene; of *Iris* in tincture or substance, as an abortive application to whitlows; of *Cuprum aceticum* 6 in commencing tetanus after a operation; of *Gallic acid* in aneurism; of *Pinus sylvestris* and *Brucea anti-dysenterici* in talipes valgus and varus respectively; of *Calcare* and *Silicea* in ganglions; and of *Erigeron* by inhalation of the tincture in epistaxis. He supports Dr. Helmuth as to the efficacy of *Allium Cepa* in traumatic neuritis; but follows him into error as to the disease stated by Boileau to have been cured so largely by *Hydrocotyle*, which was not lupus but elephantiasis. He is rather rash, too, in saying that Dr. Cooper reports "a number of cases" of cure of cancer of the tongue by *Muriatic acid*; only one or two of Dr. Cooper's cases treated with the acid belonged to this dire disease.

Malignant Pustule.

A woman, pregnant, had upon the radial border of the forearm a black macula, or spot, which was surrounded by phlyctenulæ. The surrounding surface was glutinous; the skin smooth, distended, reddish in places. On the 13th of the month there was intense headache; at this date a portion of the serum of the pustule was injected into a guinea-pig. On the 14th the œdema had reached the shoulder; the temperature was 37 deg. (98.6 F). The guinea-pig died thirty-six hours after the injection; bacterides were found in the blood and in most of the organs. On the 15th *Iodine* was injected into the sore and dressings of *Carbolic acid* applied. On the 17th the swelling of the arm had diminished and the center of the eschar was detached; the general health better. The *Iodine* injection was continued. Some of the serum was injected into another animal. On the 18th the condition of the patient was still improving. On the 20th the guinea-pig was unaffected and the woman nearly cured; gestation had not been interrupted. T. M. S. in *Hom. Times*.

Ozone.

Kali permanjanate, two parts; *Sulphuric acid*, one part, mixed slowly, will develop *Ozone* in large quantities.

The Miracle of the Iodides.

Who shall say that therapeutics is without its romance? It was before the laryngologists, in the days of the Second Empire, eight and twenty years ago. R—— was the first tenor of Paris. Scarcely any one could sing even second to him, and he held the French capital enslaved within the compass of his gamut. But suddenly his song ceased. Days passed, and he came not on the boards. Was he tired? Perhaps. Weeks went by, and he warbled not. Was he not well? He was not well. Then weeks ripened into months and months into years, and R—— had been consigned to the brilliant past of the opera. But one day, after a silence of two years, it was announced that he would sing again, and in his old role in "Favorita." What a rush there was to see the resurrection, and to judge of the tradition of his song was true! The emperor was there with Eugenie; Magnan, commander of the garrison, a hundred thousand strong; the admiral of the fleets, De Morny, in all his supposed brilliancy; and, what concerns us most, the Ecole de Médecine was out in full force, and Ricord was there in the zenith of his fame. R—— never sang better. His melody came by the gushful. The storm of applause shook the roof. Rising even above the rest of the din, quacking the towers somewhat, were the plaudits of Ricord, who notoriously knew not one note from another, save those upon the Bank of France. Marshal Magnan sat beside him. "How comes it, Ricord," he said, "how comes it thou cheerest the music so vociferously—thou who diagnosest not between A minor and B flat?" Then answered him the great Ricord, "Hang the music, Magnan; it is the iodide of potash I cheer!"

Treatment of Scarlet Fever by Warm Bath.

I began this practice ten years ago, and have followed it up from that time to the present. At first I ordered the patient to have 3 warm baths daily, to be kept in from three to five minutes, rapidly dried, wrapped in a blanket, and returned to bed. As the disease subsides I reduce the baths to two or one daily. I find that (1) it brings out the rash, (2) reduces the temperature, and (3) soothes the patient; and when this treatment has been adopted at the onset I have not as yet lost a single patient.

Eczema Capitis.

Dr. H. Taylor, of Boston, writes us: "I have treated with un-
failing success the above disorder by the administration of *Petroleum* internally, and the simple application externally of *Myro-petroleum soap*, dissolved in hot water, washing the head frequently with it. This destroys the disagreeable odor, and soon the crust ceases to form. I never remove the crusts, as recommended by Dr. B. F. Betts in his paper published in your October issue.

"I wish also to add my testimony to the great value of *Iris versicolor* in cholera infantum. It has not failed me in any instance of these derangements of the bowels, where its employment seemed indicated."—*Hahnemannian*.

The Size of Drops in Prescribing.

It was found that liquids containing a small proportion of water afford a small drop, and *vice versa*. Gmelin's statement "that the cohesion of liquids is pretty nearly its proportion to their specific gravity" is called in question, and the fact that *Alcohol* and *Mercury* afford nearly the same number of drops to the drachm certainly throws considerable doubt on the matter. The size of drops is affected principally by the cohesion of the liquid, and the form of lip over which the drops falls. Bottles with ground necks and wide, thin, even lips give fair results, but are not so accurate as "droppers." The best of these will not, however, average at all well. The largest drop is formed by syrup of *Gum arabic*, forty-four to the drachm, and the smallest by *Chloroform* two hundred and fifty to the drachm. As a general rule, tinctures, fluid extracts, and essential oils, yield a drop less than one-half the size of water; and sirups, dilute acids, and solutions give a drop but slightly smaller than water.

Bi-Carbonate of Soda n Burns.

Bi-Carbonate of Soda is being frequently used in the treatment of burns. Half a pound of *Bi-Carbonate of Soda* is dissolved in a quart of water. This solution is made to saturate patent lint or old linen laid upon the injured surface. This should be kept constantly wet, and no attempt made to remove it for several days.

Effects of Medical Legislation.

It appears that the total number of practitioners in the State of Illinois, when the law regulating the practice of medicine went into effect, July 1, 1877, was about 7,400. Of these only 3,600, or less than one-half, were graduates, or licentiates, the remaining 3,800 being unqualified practitioners. The graduates and licentiates, at the present time number 4,825, and the non-graduates 1,500; or in other words, the number of qualified practitioners has increased by about 1,225, while the number of unqualified practitioners has decreased by 2,300, which gives a diminution in the total number of practitioners equal to 1,075. The number of itinerants in the States in 1877 was 73; in 1880, only 9. The number of cancer doctors in 1877 was 23; in 1880, only 4.

Diagnosis of Mitral Insufficiency.

An important diagnostic sign in mitral insufficiency is the fact that the patient on any extra exertion is always short of breath. This, of course, can be readily understood. If an obstruction exists at the mitral orifice, the left auricle and the pulmonary veins and capillaries must be overloaded, rendering the lung capacity smaller than in health; and although there is sufficient breathing surface for ordinary exertion, an extra effort finds the lung unable to accommodate a quantity of air large enough to properly aerate the blood, consequently the breathing is more rapid.

In aortic stenosis or insufficiency, if the hypertrophy of the walls of the left ventricle is sufficient to overcome the obstruction, this distressing symptom does not exist.—*J. W. Dowling M.D.*

Prurigo.

General health good. The eruption was pretty well uniformly distributed in the various regions of the skin, with the exception of the face, which was exempt. But the *prurigo* was, however, more confluent on the lower extremities. The itching was rather formicating than burning; *it was invariably aggravated by cold, and equally invariably soothed by warmth, especially in bed.* This case was entirely cured with *Rumex Crispus* 12x. dilution.—*DR. BERNARD-HARDENPONT in Hom. World*

✓ **Stricture of the Urethra.**

Dr. Wilbur reports five cases of urethral stricture cured with *Gelsemium* given in 4 drop doses, mother tincture. The cases were not of permanent stricture.

FIGURES.—The death-rate in the Homœopathic Hospital, Ward's Island, for October, was 2.23 per cent. 582 patients treated.—*Times*.

Antiseptic Dressing.

Eucalyptus oil is now largely preferred by some surgeons. Guage is soaked in a solution of the oil—3 grains in 15 of *Alcohol*, add 150 of water. Apply the guage wet with this solution, and cover with gutta-percha leaves.

Consumption Contagious,

According to the experience of Dr. L. Bruher, tubercular consumption is contagious, especially in the advanced stage; and contagion is equally as powerful a cause as inheritance.

Incontinence of Urine.

Incontinence of urine by day, "light"—*Ferrum*. *Ibid.*, urine "dark"—*Selenium*.

✓ **Remedies for Spermatorrhœa.**

Joseph W. Kerr, M.D., in the *N. Y. Med. and Surg. Journal*, mentions the following among other medicaments:

Tint. Gelsemium, 30 drops, three times a day, has an excellent effect in checking nocturnal lopes.

Helonias dioica, *Senecio gracilis*, *Cannabis ind.*, *Ergot*, *Digitalis*, *Lactucarium*, *Collinsonia*, etc.

He recommends the following preventive measures: 1. Avoid all sources of sexual excitement. 2. Bathe the parts with cold water, ten minutes night and morning. 3. Evacuate the urine before going to bed. 4. Sleep on a hard bed with light covering, lying on the right side. 5. Arise at the first awakening in the morning. 6. Avoid the use of stimulants, tea, coffee, tobacco, and medicines or drinks of a diuretic nature.

DR. T. GAILLARD THOMAS (*American Practitioner*, May, 1877) strongly advocates the induction of premature delivery in cases of placenta prævia. He says he cannot resist the conviction that when this becomes the recognized and universal practice, the statistics of the present day will be replaced by others of a far more satisfactory kind.

Scarlatina.

The first epidemic of scarlatina observed was in 1840. The most prominent symptoms producing fatal results were, besides the eruption, a very sore, finally ulcerating, throat. The inflammation was very intense, and the pain was described as a burning pain, the intense redness and swelling extended over the whole throat, and found its remedy in many cases in *Capsicum*. *Belladonna* was rarely indicated, and when given caused no good results. If this inflammation was not speedily cured an ulceration began; the ulcers were generally yellow and soon became putrid. Many cases called for and were cured with *Mercurius vivus*. *Nitric acid* very seldom did any good, and only then when the ichorous discharge from the nose with stoppage of the nasal passages appeared, for which condition *Lycopodium* did at times also good service. Cases which then did not yield to treatment would have probably been cured with *Kali bichrom.*, which was then not proved and not known to us.

Another epidemic was observed in 1859, and in it quite a different group of symptoms appeared. The glandular system was first affected, and the frequently appearing enormous swelling of the parotid gland often ended in the suppuration of it, at the same time the progressive symptoms were a profuse ichorous discharge from the nose and utter impossibility to breathe through it. The swelling and inflammation of the parotid gland, especially when it only affected the right gland, yielded frequently to *Ammonium carbonicum*, which also corresponded with the later appearing symptoms. When both parotid glands, as well as all the submaxillary glands, swelled, *Oalc. carb.* did good service; when suppuration of the parotid gland had set in *Silicea* was the curative remedy. When in neglected cases the ichorous discharge of the nose prevailed, *Lycopodium* or *Nitric acid* came into requisition. In this epidemic the great majority of cases were cured by *Ammonium carb.*, not only when I observed the epidemic but also in New York city.

The next great epidemic was observed in 1860, and a very similar one in 1863 in Philadelphia. The two most prominent complications were an intensely sore mouth and throat or diphtheria. The sick complained first of soreness of the mouth, declined to drink on account of the great soreness, very soon the lips became red and swollen, they peeled off, the sick began to pick them, causing them to bleed. This condition yielded readily to very and few doses of *Arum triphyllum*. When diphtheria developed itself the cases assumed a much graver appearance; the sick became very restless, and rolled over the bed in an almost unconscious condition, whining and moaning continually; the urinary secretion was suppressed; they declined all nourishment, even drink; the offensive breath increased as the disease progressed. *Apis mel.* in repeated doses given in solution then became the truly curative remedy; the first indication of its beneficial action was always an increased secretion of urine and a cessation of the tossing about. When diphtheria, as was not unfrequently the case, was also accompanied by a soreness of the lips, when the sick began to pick their fingers and later the lips, causing them to bleed, then again was *Arum trif.* the proper remedy. Both *Apis* and *Arum* had many of the then prevailing symptoms in common. Both cause and cure almost entire suppression of the urinary secretion, both have the same intense restlessness and aversion to eat or drink on account of the pain caused by it in the mouth, both have soreness of the throat, but *Arum* will invariably deserve the preference when the lips begin to swell, when the sick begin to pick their fingers and lips, and the increased urinary secretion denotes its curative action also. When diphtheria sets in, and the incessant desire to clear the throat, to hawk up accumulating secretions, and when these hawked-up secretions consist of tough, stringy mucus, then *Kali bichrom* will do excellent service.

During later years the epidemics of scarlatina in the city have become much less severe, less complicated by diphtheria, and we have here now but rare cases of scarlatina, most of them more resembling the old smooth Sydenham scarlet fever, for which *Belladonna* does excellent service.

When the eruption is suppressed, or will cease to develop itself, we find *Apis*, *Bryonia*, *Ailanthus*, and *Sulphur* frequently indicated.

Ailanthus becomes indispensable when the eruption assumes a purple hue, when the extremities, especially, become cold.

Apis mel. will be most useful when at the same time that the eruption, as it were, stands still, we find an entire suppression of the urinary secretion.

Bryonia will be indicated if the patient has been exposed to cold air, and when the breathing becomes painful the lungs becoming implicated.

Sulphur will bring out the eruption when involuntary diarrhoea, and a comatose condition set in at the very beginning of scarlatina.

After-symptoms *never* appear after careful homœopathic treatment and good nursing, and we are not unfrequently called upon to remedy the evil caused by allopathic or eclectic treatment.

A frequent after-symptom is otalgia. When the right ear is principally affected and the pain is pulsating or else stinging, *Belladonna* will often reduce and cure the inflammation. *Pulsatilla* will affect the left ear more. If a suppurative process sets in, *Mercurius vivus* will be the remedy, especially when the pain is violently darting, comes on by paroxysms, and is worse at night. Has the otalgia not been cured, and suppuration has continued for some time, and otorrhœa has continued, *Bovista* will be found very beneficial when the discharge is profuse, offensive and acrid, excoriating the parts with which they come in contact. In very long-continued cases, especially when new abscesses form from time to time, causing violent paroxysms of pain, *German Kino* is a very valuable remedy.

Another frequent after-symptom is albuminuria and dropsy. *Helleborus* is the principal remedy for anasarca; if the genitals principally swell and dropsy sets in, *Apis* will be the remedy. If we find in the scanty urinary discharges black flakes falling to the bottom of the chamber (decomposed blood) then *Lachesis* will develop its curative powers.—DE. LIPPE in *Transactions American Institute*.

Books Received.

"Photographic Illustrations of Skin Diseases." By GEO. HERING FOX, A. M., M.D. Parts 11 and 12; Parts 1, 2, and 3. E. B. Treat, Publisher, 757 Broadway, New York.

Book Notices.

"Therapeutic Key and Practical Guide for the Homœopathic Treatment of Diseases in General." By J. D. JOHNSON, M.D. Boericke & Tafel.

The established merit of the above little volume at once recommends it to the homœopathic practitioner as a hand-book of reference. New remedies and indications have been added, and practical hints on diagnostics. The tongue, pulse, urine and its chemical analysis, clinical thermometry, etc., render it very complete. The indications for the remedies are of the most characteristic kind, and generally very reliable.

"General Symptom Register of the Pure Materia Medica." T. F. ALLEN, M. D. Boericke & Tafel, N. Y.

As a fitting supplement to the ponderous work on *Materia Medica* which the author has given to the world, comes the crowning piece of his herculean task. It is the keystone to the arch, for without it the preceding volumes are a mass of intricacies with no guide, no directing hand, no light to the countless symptoms collected by untiring hands. Independent of the preceding volumes, it forms a work of great value to the physician as being a repertory, the most complete in our literature. Messrs. Boericke & Tafel have presented it to the public in a superb manner.

"Transactions of the Eleventh Annual Session of the Homœopathic Medical Society of Michigan." R. B. HOUSE, M. D., Gen'l Sec'y.

A very creditable volume is presented, and the papers are above the average ability usually displayed in State Societies.

"Is Consumption Curable and can it be Transmitted by Means of Food?" By H. C. CLAPP, M.D. Otis Clapp & Son, Boston.

Dr. Clapp has presented in this book of 178 pages some facts worthy of serious consideration. The preponderance of the evidence is certainly in favor of the theory of the contagiousness of consumption. The historical and descriptive portion shows much research. The illustrative cases all favor the contagious theory, while the deductions based on the cases are but evidence for it. Cases have come under our own observation which seem to lend strength to this theory. The trans-

mission by means of diseased animal food is not so clear, because founded on conclusions not so plain. However, in this particular there is opportunity for reflection; and in just how far disease may be propagated by diseased meat or milk, is a question capable of much discussion. At all events, Dr. Clapp has introduced a subject of vital importance, and one promising much interest to medical and lay men alike. We commend his book to the earnest attention of all readers.

“Repertory to the Modalities in their Relations to Temperature, Air, Water, Winds, Weather and Seasons. Based Mainly on Hering’s Condensed Materia Medica, with Additions from Allen, Lippe and Hale.” Compiled and arranged by SAMUEL WORCESTER, M.D. Boericke & Tafel.

This little work is a compilation of symptoms of aggravations and ameliorations from the above conditions, arranged with reference to the various parts of the body. We notice the omission of some ordinary symptoms, *e.g.*, under ill results from taking cold, the peculiar effect on the eyes in *Euphrasia*; earache from cold, *Ferri Phos.*, etc. But the individual experience of each practitioner can readily supply these. It will prove a handy book for reference on just the points stated in and the title, will be one of the many aids “to finding the remedy” which we all are so continually looking for.

“On the Pursuit of Certainty in Medicine.” DR. YELDHAM.

A reprint from the *Hom. Review*, and noticed in the NEWS in a previous number.

“Diseases of the Pharynx, Larynx and Trachea.” By MOREL MACKENZIE, M. D. Woods’ Library of Standard Authors. Wm. Wood & Co., N.Y.

Mackenzie’s reputation as a writer of and practitioner in diseases of the pharynx, larynx and trachea, places his works amongst the front ranks of medical literature. This volume forms one of the series of Wood’s invaluable library, and is one of the best. It is a luxury to find one man amongst our opponents crediting anything to our School. On page 44, in speaking of tonsillitis, and the remedies, he mentions *Aconite* in the following words: “This remedy, for which

we are in a great measure indebted to homœopathy," etc., which is one of the very few frank acknowledgments we have ever seen. He prefers *Guaiacum* as the best remedy to arrest tonsillitis. His essays bear the stamp of an original thinker, though in many cases our treatment would differ. The chapter on diphtheria is a valuable one and worthy of study. This series which we are assured is so much of a success, we would urge upon our readers, as the amount of valuable literature furnished for so small a sum, is unheard of.

"Transactions of the American Institute of Homœopathy. Session of 1880." Milwaukee. J. C. BURGHER, M. D., Gen'l Sec'y.

Dr. Burgher is to be congratulated on the promptness with which he has issued this volume of Transactions. Hitherto the papers of the venerable body have grown musty with age before being presented to the general membership, and it is quite refreshing to greet this comparatively fresh volume of readable and interesting papers.

"Transactions of American Institute, 1879." J. C. GUERNSEY, M. D., Editor.

Dr. Guernsey has undertaken the task of resuscitating from oblivion the unpublished Transactions of this august body. His first volume appears as above. The World's Transactions are coming in due season. The papers are various, and the various chairmen have served up a goodly array of essays. We shall make extracts.

"A Practical Treatise on Nasal Catarrh." By BEVERLY ROBINSON, M. D. Wm. Wood & Co., N. Y.

Dr. Robinson has written a plain, practical treatise of this intractable complaint. He first discusses the anatomy of the parts; then gives descriptions and cuts of the various instruments used by specialists, which feature is a valuable one; then takes up the prophylaxis and treatment of coryza. We think an intimate knowledge of the homœopathic *Materia Medica* would enable Dr. R. to have more resources at his command for this complaint than he has stated. His advice on the prophylaxis is full of good sense, and recommends itself to all readers. His references to the "personal experiences" of Phillips in the

use of *Euphrasia* will be appreciated by homœopaths. He prefers, in the treatment of chronic catarrh, the use of powders, of which he gives many formulæ. He condemns the wholesale use of the nasal douche, in which we heartily concur. The chapter on the hypertrophy of the turbinated bones is especially good, and the practice is sound. His internal treatment of post-nasal catarrh is confined chiefly to three remedies which he has found of especial service — *Cubebs*, *Sulphur* and *Ammonium*. The work is a valuable one on its special subject and will repay the reader well.

Experience with Chloride of Chromium.

Here is my experience with the Chloride of Chromium. When this agent first came before the public, its use was advised with Stramonium ointment. In my experience the Un. Stram. is not only unnecessary, but seems to retard the action of the cancer remedy. The medicine should be used in its original strength in order to obtain good as well as speedy results. No pain results from the application. I have used it alike in the occult and open stages with equally good results. However, in the advanced stages of the disease, I find it advantageous to use it in connection with Lapis alb. With a soft, light swab, I apply the Chloride of Chromium until the tumor is thoroughly saturated; after which a corn meal poultice made into a dough with glycerine is to be applied and left until the carbonized scab is detached. This process is to be repeated as long as the diseased part appears to demand it— even the cicatrix should be carefully examined with a magnifying glass, and should a suspicious spot present itself, the scarf skin should at once be removed and the agent applied. In this way I have succeeded in curing some half dozen cases. In the occult—as well as other stages, the scarf skin must be removed before the medicine is applied.

Respectfully yours, J. W. SROUT, M. D., Centralia, Ills.

Mr. H. C. G. Luyties, DEAR SIR:— Since writing my experience with Chloride of Chromium, and published in your spicy little NEWS for April, I have received a score and more of letters from physicians residing in the States of Arkansas, Tennessee, Missouri, Indiana, Ohio, Iowa and Illinois, asking further information regarding the use of this agent, where the best article can be obtained, its price, etc. As my time, aside from legitimate business, is quite limited, and my correspondence already very large, I have deemed it best to say what I have to say through the medium of your widely-circulating and extensively-read journal, for in this way I can reach all interested inquirers at once, and save much valuable time besides.

1st. As to the agent. The best preparation I have used, I obtained in the form of a solution, and can be had at Luyties' Homeopathic Pharmacy, St. Louis, and costs \$1 per oz.* This article was of a dark green color, free from sediment, and of the consistency of writing ink. My attention has been called to a case where the corn meal poultice was strongly inclined to crumble and fall to pieces. There are three or more causes for this: meal too coarse, an excess or deficiency of glycerine, poultice imperfectly mixed, and temperature of the diseased part. I have used finely-bolted meal, and where the conditions seemed to demand it have added from 5 to 15 per cent. of wheat flour. Should the poultice render the patient restless and uncomfortable, to counteract this effect I prepare it with a decoction of Stramonium leaves and glycerine combined; Glyc. 25 per cent., Stram. decoc. 75. Of course, the glycerine is used simply because it is superior to any other agent in softening and detaching the carbonized portion of the tumor, thus more rapidly clearing the way for the re-application of the destroying agent. The actual presence of a cancer has a depressing effect upon both the mind and nervous system of all who are thus afflicted; many persons becoming morbidly peevish, irritable, restless, exacting, sleepless. By far the best remedy I have found for this by no means pleasant condition, is a combination of diluted Phosphoric acid and Tr. Scutellaria. For an adult male: Phos. Ac. 2 drachms, Scut. 1 drachm, water oz. four; teaspoon. full every 3 hours. With this combination I have succeeded in curing some very bad cases of Chorea.

Hoping that enquiring friends will be able to see their way more clearly, I will subscribe myself,
Yours for further investigation, J. W. SROUT.

Instead of applying the Glycerine by incorporating it with meal, use a pledget of "absorbent cotton" nearly saturated with Glycerine. It is much neater, more comfortable to the patient, and much more expeditious. Now add to the Glycerine one part in a thousand of Thymol, dissolved in eight times its quantity of alcohol, as a deodorizer, and you have a dressing as satisfactory as may be.

Respectfully yours,

E. D. AYRES.

LITTLE ROCK, MICH.

* We also have the Chemical Pure, which we have mostly sold, and was used successfully by Dr. C. R. Muzzy, of Watertown, Wisconsin.

UNIVERSITY OF MICHIGAN



3 9015 03958 4746

