

The

HOMŒOPATHIC HERALD

(Journal of Pure Homœopathy)

Vol. XI.

January, 1951.

No. 10.



HOMŒOPATHIC MEDICINES, HOMŒOPATHIC BOOKS AND VIALS ETC.

Headquarters for all fresh plant tinctures, tablets, triturations, and dilutions, specialties and sundries.

All of our Homœopathic tinctures which we make are made according to the "United States Homœopathic Pharmacopœia," which is the only Homœopathic Pharmacopœia recognized as standard by the government of the U. S. A. The method of preparation conforms also with that of the British Homœopathic Pharmacopœia.

BOERICKE & TAFEL, INC.

EXPORT DEPARTMENT.

1011, Arch Street Philadelphia, PA. U.S.A

Different Departments of
M. BHATTACHARYYA & CO.
HOMŒOPATHIC :

Head Office :—73, NETAJI SUBHAS ROAD, CALCUTTA.

Post Box : 643 Cal.

Phone : Bank 2536

Tele. 'Simlicure' Cal.

CALCUTTA

Branches :

1. Shambazar
133, Cornwallis Street.
2. Shovabazar
281/1, Upper Chitpur Rd.
3. Simla
198, Cornwallis Street.
4. Sealdah
162, Bowbazar Street.
5. College Street
90/8A, Harrison Road.
6. Dharamtala
43, Dharamtala Street.
7. Bhowanipur
42D, Ashutosh Mukherje Rd.
8. Kalighat
8A, Russen Road.

Embeco Homeopathic
 Laboratory (*Bonded*)



Trade Mark

Reg. No. 2735.

44/4, Canal East Road, Cal.
 Phone B.B. 5633.

U. P. Branch :

Benares

(Close to Harasundari
 Dharamshala.)

East Pakistan

1. Head Office :—
Comilla.
Maheshprangan)

2. Branch :—Dacca
 (1, Wiseghat St. Patuatooly)

3. EMBECO
 Homeopathic Laboratory
 Maheshprangan,
 Comilla.

4. AYURVEDIC :
 Vaidic Oushadhalaya
 Main Office & Factory :
 Comilla.
 (East Pak.)

Optical Store

73, Netaji Subhas Rd., Calcutta.



PRINTING :

ECONOMIC PRESS.

25, Roy Bagan St., Calcutta.

ALLOPATHIC STORE

Head Office :— 85, Netaji Subhas Road, CALCUTTA.

Phone—Bank 2948. (Retail & Wholesale—also serve Prescriptions.) Tele.—'Allopathic' Cal.

Branch :— 203, Cornwallis Street, Calcutta. (Open Day and Night)

LABORATORY

44/4, Canal East Road, CALCUTTA.

Phone—B.B. 5633.

The
HOMŒOPATHIC HERALD

EDITOR

Dr. N. C. Das, M. A., D. M. S.

BUSINESS MANAGER :

Dr. Samarendra Bhattacharyya, B.Sc.



CONTENTS.

January, 1951.

GLEANINGS	469
HOMŒOPATHIC TREATMENT OF PNEUMONIA				
EUGENE UNDERHILL, JR., M.D.	473
SOME PRACTICAL HINTS IN THERAPEUTICS				
BY DR. I. B. SANYAL, M.S.C., M.B.	480
HOMŒOPATHIC TREATMENT OF TYPHOID FEVER	484
EDITORIAL—N. C. DAS.	505
ATROPINE	507
HEADACHE—N. C. DAS.	511
DIRECTORY OF HOMŒOPATHIC INSTITUTIONS, ETC.	ADV. 3
PROFESSIONAL DIRECTORY	" 4

Contributions.— Should be written very neatly on one side of the paper only. Manuscripts are not returned whether approved or not. Articles and communications should be addressed to the Editor, The Homœopathic Herald, 73, Netaji Subhas Road, Calcutta.

Business correspondence.— All business correspondence and advertisements should be addressed to the Business Manager, M. Bhattacharyya & Co.

Subscriptions :

India Rs. 4/8/- (post free) per annum. Single copy -/7/-.
Special reduced subscription for Students, Public Libraries, Schools and Colleges, and Charitable Institutions.


Rates of advertisement :

Ordinary page—full page 32/-, half page 18/-, quarter page 12/-.
If payment be made in advance Rs. 30/-, Rs. 16/- and Rs. 10/- respectively.

Remittances—Remittances in advance to M. Bhattacharyya & Co.


INDIAN GLOBULES.

Actual sizes are—



Available in—

- (1) One pound wide mouth square bottle.
- (2) One pound damp proof paper carton.
- (3) Bulk packing.



Products of—

EMBECO HOMŒOPATHIC LABORATORY

Incorporated with

ECONOMIC PHARMACEUTICAL WORKS.

Directory of Homœopathic Institutions,

LABORATORIES, FOREIGN JOURNALS AND CHARITABLE DISPENSARIES*

LISTINGS TWO RUPEES PER INSERTION

*CHARITABLE DISPENSARIES—FREE

<p>General Council & State Faculty of Homœopathic Medicine, Bengal 1B, Old Post Office Street, Calcutta. Phone : City 1206.</p>	<p>Embeco Homœopathic Laboratory 44/4, Canal East Rd., Cal. India. and at Maheshangan, Comilla, E. Pakistan.</p>
<p>The Bengal Homœopathic Institute 1B, Old Post Office Street, Calcutta.</p>	<p>Mahesh Charitable Dispensary Bitghar, Tippera E. Pakistan.</p>
<p>Calcutta Homœopathic Medical College & Hospital 265, Upper Circular Road, Calcutta. Phone : B. B. 2654.</p>	<p>Mahesh Charitable Dispensary Harasundari Dharmasala Benares.</p>
<p>Pratap & Hering Homœopathic Medical College & Hospital 14/1, Narkeldanga North Road, Cal. Phone : B. B. 2356.</p>	<p>The Homœopathic Recorder \$ 3.25 119, North Central Avenue Glandale, California.</p>
<p>Dunham Homœopathic Medical College & Hospital 63, Upper Circular Road. Calcutta. Phone : B. B. 2757.</p>	<p>Pacific Coast Journal of Homœopathy 14/- Shillings 2200, Grove Street Berkeley, Calif.</p>
<p>Journal of the American Institute of Homœopathy \$ 6.50 1601, Chestnut Street, Philadelphia 3 Penna U. S. A.</p>	<p>HEALTH Through Homœopathy 43, Russel Sq. London W. C. 1.</p>
<p>Heal Thyself (The Homœopathic World) 7/- Shillings 24, St. George St., Hanover Sq. London W. I.</p>	<p>Pathan Manzil Charitable Dispensary Suptd. Dr. Mrs. S. K. SHERWANI, M. B. (Homœo) Pathantooly Rd., Chittagong.</p>
<p>The British Homœopathic Journal 2½ Shillings Faculty of Homœopathy L.H.H. Great Ormond Street, W. C. I.</p>	

Professional Directory

LISTINGS TWO RUPEES PER INSERTION

Dr. S. N. Sen Gupta
67/1, Beadon Street, Calcutta.
Phone : B. B. 3577.

Dr. P. Saha
43, Justice Chandra Madhab Road,
Calcutta.
Phone : P. K. 222.

Dr. N. M. Choudhuri
27/A Elgin Road, Calcutta.
(Flat No. 8)
Phone : P. K. 214.

Dr. N. C. Das, M. A. D. M. S.
181, Panchanantola Rd., Howrah.
Phone : Howrah 493.
Hours by appointment.

Dr. S. Bhattacharyya, B. Sc.
Manager M. Bhattacharyya & Co.
Phone (Residence) B. B. 1835.

Dr. Satyendra Nath Roy
60, Simla Street,
Calcutta.

Dr. A. N. Mukerjee
6, Rajabagan Street, Calcutta.
Phone : B. B. 2555.

Dr. N. G. Chatterjee
Specialist in chronic disease.
13, Amherst Street.
Calcutta—9.

Dr. J. N. Majumdar
M. Sc., M. B., F. R. C. S.
6, Ironside Road, Calcutta.
Phone : P. K. 15.

Dr. Sachchidananda Dutta, D.M.S.
Late House-Surgeon &
Asstt. Pathologist, Calcutta
Homoeopathic Hospital
Agabazar, Balasore.

Dr. I. B. Sanyal
M. Sc., M. B.
81, Cornwallis Street, Calcutta.
Phone : B. B. 1964.

Dr. G. Dirghangi
1, Huzurimull Lane, Bowbazar, Cal.
Phone : B. B. 2938.

Dr. S. K. Das, B. Sc., M. B.
71/2 Musjidbari Street, Calcutta.
Phone : E. B. 4238.

THE
HOMŒOPATHIC HERALD.



Vol. XI.

JANUARY, 1951.

No. 10.

GLEANINGS

1. As soon as the patient lies down the legs jerk and twitch so that he can not rest : Menyanthes.

Clarke.

2. Menyanthes has cured many cases of fidgets.

Clarke.

3. Unable to hold a jug with left hand when pouring out water, hand trembles : Mentha Puleg.

Clarke.

4. Rheumatic pains flying about, chiefly right side : Mentha Puleg.

Clarke.

5. Dry cough excited by air entering larynx, by reading aloud, by exposure to cold, by shocks of any kind : Mentha Pip.

Clarke.

6. It is to dry cough, however caused, what Arnica is to injuries and Aconite to inflammatory complaints. It relieves even the cough of consumptives (use 30th potency) : Mentha Pip.

Clarke.

7. Asthma of drunkards ; of consumptives (after Dros.), Mephitis.

Clarke.

8. Asthma during sleep : Mephitis.

Clarke.

9. Vertigo by going down stairs (by going up stairs, Calc-c.), Mercurilis Perennis.

Clarke.

10. She feels as if she has two noses. Conscious of having a nose : Mercurialis Perennis.

Clarke.

11. Tumour inside pit of stomach size of hen's egg, worse pressure, cannot bear clothing : Mercurialis Perennis.

Clarke.

12. Facial paralysis from cold, right or left side, almost a specific : Mercurius.

Clarke.

13. Abdomen externally cold to touch. Mercurius.

Clarke.

14. Sterility with too profuse menstruation : Mercurius.

Clarke.

15. Milk in breasts instead of menses ; in breasts of boys or girls : Mercurius.

Clarke.

16. Bloody sputa in tuberculosis. Cough with expectoration of pure blood : Mercurius.

Clarke.

17. Cellulitis with lumpiness in any region : Mercurius.

Clarke.

18. Cannot lie on right side : Mercurius.

Clarke.

19. Syphilitic tumour in brain : *Merc. Iod. Rub.*

Clarke.

20. Stony hardness of fibroid tumour : *Merc-Iod-Rub.*

Clarke.

21. Acute facial paralysis from cold : *Merc-Bin-Iod.* (Merc. S. Caust.).

22. In syphilitic eye affections *Merc. cor.* is a leading remedy.

Clarke.

23. *Merc. cor.* is a true gonorrhœa remedy.

Clarke.

24. During sleep violent hiccough : Merc. cor.
Clarke.
25. Affections of clavicular region : Kali-c.
Knerr's Rep.
26. Pain in inner chest with asthma : Lobel. Infla.
Knerr's Rep.
27. Pain in inner chest with Bright's disease : Ars. A.
Knerr's Rep.
28. Pain in inner chest with delayed menses : Graph.
Knerr's Rep.
29. Tendency to diarrœa in incipient tubercular diseases ; Tuberculin.
Knerr's Rep.
30. Consumption of lungs of drunkards : Cinch.
Knerr's Rep.
31. Consumption of lungs from loss of fluids and vitality : Cinch.
Knerr's Rep.
32. Consumption of lungs with hæmorrhoids : Phos.
Knerr's Rep.
33. Incipient phthisis following amenorrhœa : Sang.
Knerr's Rep.
34. Incipient phthisis in anæmic patients : Calc-P.
Knerr's Rep.
35. Incipient phthisis with dry exhausting cough, short respiration : Kali-c.
Knerr's Rep.
36. Incipient phthisis with fatiguing cough, caused by obstructed menses : Senecio.
Knerr's Rep.
37. Incipient phthisis in nursing mothers : Kali-c.
38. Incipient phthisis caused by chronic suppression of menses : Lycop.
Knerr's Rep.
39. Phthisis in fast growing youths : Ph-ac.
Knerr's Rep.
40. Hyoscyamus is the most insensibly stupid.
Nash.

41. If there is much chilliness yet the patient cannot bear to be in a close room, it oppresses her : Puls.

Nash.

42. If with very high fever and bright red face there is constant desire to be covered, for he is chilly if he moves or is uncovered in the least : Nux-vom.

Nash.

43. The tongue of Bryonia is white, with parched lips and thirst :

Nash.

44. With Gelsemium the tongue is thinly coated or not at all, there is no thirst, and the tongue trembles when attempting to protrude it.

Nash.

45. She is always worse during the increase of the moon : Sil.

Yingling.

46. Habitual abortion from the fifth to the seventh month ; Sepia.

Yingling.

47. Retained placenta after abortion where no symptoms are present : Sep.

Yingling.

48. Low spiritedness in lung troubles : Stannum.

Yingling.

49. Threatened abortion with unceasing loquacity ; she talks, prays, sings, constantly uttering something in this line : Stramonium.

Yingling.

50. Women who habitually flood profusely after every parturition : Trillium P.

Yingling.

HOMŒOPATHIC TREATMENT OF PNEUMONIA*

EUGENE UNDERHILL JR., M.D.

H. R. — March, 1936.

Pneumonia takes a terrible toll of valuable lives every year. The average death rate in this disease is both appalling and unnecessary. There is really no excuse for a mortality of more than one per cent.

Rest in bed is essential in any acute disease and for several reasons :

It conserves energy, protects against taking additional cold, lessens the danger of complications and equalizes the circulation, thus relieving stress and strain on the affected parts of the body.

Suitable light weight covering is most essential. Heavy, impervious covering is unhealthful for anyone, sick or well and is very fatiguing.

The room should be kept at a fairly even temperature and one agreeable to the patient. Some will want about the same temperature as in health. Some may require a warmer room than that to which they are accustomed, others a cooler temperature. Any marked preference for a very warm or a very cool room is of considerable moment in selecting the indicated remedy.

Arsenicum, *Calcarea*, *Heper*, *Phosphorus*, *Rhus tox.* and *Silica* are cold remedies and crave warmth.

Bryonia, *Iodine* and *Pulsatilla* are warm remedies and usually prefer a cool room and plenty of fresh air.

Pulsatilla has chilliness in a warm room and often is ameliorated by admitting the fresh air.

Silica (related symptomatically to *Pulsatilla*) is cold and yet is often aggravated by becoming even a trifle over heated.

Fresh air and adequate ventilation of the sick room is agreeable to most patients. Air-conditioning is worthy of

*Presented before the Hahnemannian Round Table, Philadelphia.

serious thought in relation to sick room care and practise but it should admit of suitable flexibility both as to temperature and humidity control. The *Bronia* and the *Hepar* patients must have fairly moist air in order to breathe with comfort. *Rumex* must breathe in the warm air. *Natrum sulph.* cases are better in a dry atmosphere.

Let nature speak to you. That which aggravates and irritates is generally harmful, that which ameliorates and soothes is often beneficial. Especially is this true in dealing with acute diseases and with children. In dealing with chronic patients the voice of nature is often stifled through years of suppression, perversion and prejudice.

No hard and fast rule can be laid down in respect to visitors. They can be either a blessing or a curse in the sick room. It depends upon the patient, the remedy indicated and upon the visitor. Patients requiring *Chamomilla*, *Gelsemium*, *Natrum mur.*, or *Nux vomica* may easily be made worse by the presence of visitors. *Arsenicum*, *Kali carb.*, *Lycopodium* or *Phosghorns* will likely be benefitted thereby. Always adapt your treatment, orders and advice to the needs of the individual sick patient.

A high fever should never be controlled by drugs. The indicated homœopathic remedy will take care of the fever relieve insomnia, ease the cough, quiet the nerves and cure the patient. All other drug medication is absolutely superfluous and usually detrimental. Most pneumonia patients are either drugged to death, fed to death or both.

Why do we so often find fever associated with acute disease? It merely means increased combustion, the burning up of accumulated debris. What folly to smother the fire—unless it gets out of bounds; and what folly also to stoke the overheated furnace, thereby adding needless fuel to the flames.

A raging fever can be easily controlled by tepid or warm sponge baths, by giving the patient all the water he wants, acidulated, if desired, with lemon or lime juice and by the use of enemata in case of constipation.

It is rarely necessary, in acute disease, either to force or restrict the intake of liquids. *Antimonium tart.*, *Apis*, *Gelsemium* and *Pulsatilla* are thirstless as a rule. *Arsenicum*, *Calcareo*, *Mercurius* and *Phosphorus* often have extreme thirst. *Arsenicum* may want frequent sips of cold water but the *Arsenic* patient often desires hot drinks and is better from heat in general, both internally and externally. *Bryonia* has thirst for large quantities of water at infrequent intervals. *Phosphorus* wants ice-cold drinks and to chew cracked ice.

Desires and aversions, aggravations and ameliorations in respect to food and drink are often of considerable help in finding the *simillimum* in both acute and chronic cases, especially the former. At the risk of repetition always remember this general rule: That for which there is an especially strong craving the system may require and that which is repulsive or which aggravates will often prove detrimental. It is the patient we are treating, not the disease. Modify your treatment to suit the individual.

Routinism is thoughtless and unscientific. Only accidentally can it meet the needs of the particular case in hand.

To force liquids and waterlog the tissues can be just as harmful as denying water when nature is calling for it, and to prescribe eight, ten, twelve or more glasses of water a day may possibly deplete the cells of needed chemicals and mineral salts while the would-be healer is attempting to flush the kidneys.

In most acute conditions there will be anorexia, loss of appetite. In all such cases give no food until hunger returns and becomes pronounced or even insistent.

In the matter of diet the physician may have to step in and lay down some very definite regulations both in acute and chronic cases. Why? Because the appetite has been so pampered and perverted for generations that the reactions of the digestive mechanism cannot be trusted and this is particularly true in cases of chronic disease. Members of the family simply must give the patient some good nourishing food early and often to keep up his strength. When

the individual was up and around he allowed his appetite to rule him, now that he is sick his mental bias in turn forces food even against a rebellious and overburdened digestion. Over-feeding and wrong eating habits have predisposed to all sorts of disease both acute and chronic. Faulty management of the diet during acute illness is one of the chief causes of most complications and sequelæ, the other main causes being over-drugging and medicinal suppressions, taking cold during the attack and attempting to get up and around prematurely and before convalescence has become fully established.

Is there any danger from fasting in acute disease? None whatever in children and young people, very little in other cases except in extremely fleshy individuals and in exceedingly toxic cases, particularly where there has been the history of prolonged over-drugging. Such people might be overwhelmed by the sudden dissolving out and elimination of hitherto stored food toxins and drug substances from the tissues into the circulation.

DIET IN ACUTE DISEASE

Plan 1. Nothing whatever except water until convalescence has become firmly established.

Plan 2. Nothing but water acidulated with lemon or lime juice.

Plan 3. Nothing but fresh, raw, unsweetened fruit juices: orange juice, grapefruit juice, freshly expressed apple juice, pear juice, grape juice, lemon juice, lime juice, plain tomato juice, *etc.* This diet is more than adequate in nearly all cases of acute disease.

Plan 4. In addition to fruit juices: buttermilk, lemonized milk (juice of half a lemon in a tumbler of raw milk), un-sweetened grape juice and unpasteurized milk, equal parts.

Plan 5. Hot foods including hot unsweetened lemonade or limeade, oyster or clam broth, mushroom broth, fresh vegetable broth, hot tomato juice. Meat broths are not recommended.

Ice-cream, preferably home made, will refresh many a parched mouth. (It should be made of raw cream or top

milk sweetened with honey and flavored. Commercial ice-creams are not suitable.)

Times of feeding: only at regular meal time and only if the patient is really hungry, and not too sick nor the fever too high. A mono-diet is advised, only one food at a meal. If very hungry between meals allow only raw freshly expressed fruit juice.

Danger from constipation is greatly lessened by excluding the heavy proteins from the diet. Meat and meat broths, eggs, fish and cheese are mischief makers in the presence of bowel stasis. If the gastrointestinal tract is once thoroughly free from putrefactive material and the diet is entirely non-toxic, nothing serious would happen if the bowels failed to move for a week or so. Cases have occurred where the bowels failed to move for an entire month and still recovery came about. If people were half as particular in watching their diet as they are in regulating the bowels the health and vitality of the race would improve to a truly remarkable extent. If causes are corrected results will give little concern.

If constipation is due to trouble in the sigmoid or rectum the use of a glycerine or a gluten suppository may be all that is necessary. If the trouble is a little higher up an enema may prove effective. Enemata should never be given hot, 100 degrees Fahrenheit is about right. Always avoid all forms of irritation and trauma to the tissues and organs of the body. Plain enemata are often satisfactory. Baking soda or table salt may be added to the water in the proportion of one level teaspoonful to the pint of solution. Lemon juice is useful many times in the proportion of one half lemon or even a whole lemon to the pint of water. Soap enemata are not advised except in more stubborn cases. A bland unmedicated soap should be insisted upon.

The high colonic irrigation in the hands of experienced careful technicians is a very valuable therapeutics modality. Laxatives and purgatives will seldom be required if the right methods of case management are completely carried out. The indicated remedy will overcome many cases of constipation. Diet will correct other cases. Enemata and

colonic irrigations will cover most of the remainder. All combined there will be little call for other means. Laxative drugs have incidental or side effects not sufficiently evaluated. Usually these side effects are detrimental to the general well being of the patient.

If all of the foregoing is carefully observed in all cases of pneumonia and other acute diseases the death rate will be well under five per cent even with no medication of any kind whatsoever.

However, the death rate in pneumonia should be kept down to about one half of one per cent and with the aid of the correct homœopathic remedy in suitable potency this can be absolutely and consistently achieved.

REMEDY INDICATIONS IN PNEUMONIA

The exactly similar remedy in suitable potency will abort or cut short the course of pneumonia, typhoid or any other acute disease. If the medicine fails to accomplish this purpose the prescription was incorrect.

Always confine your medication to the single remedy selected in full agreement with the symptom ensemble of each individual case.

It is well nigh impossible to become a really expert prescriber if one allows himself to administer two or more drugs at a time or if he alternates remedies, either of which may or may not be homœopathic to the symptoms. This method of prescribing leads to carelessness and finally to a weakening of the discriminating faculty. Routinism is almost the inevitable rut into which any physician who pursues this left hand path will fall.

Prescribe the single remedy in the single dose, having in so far as possible removed all obstacles to recovery by means of thoughtful and intelligent case management.

The selection of the potency when using the single dose should be confined within some reasonable limits until long experience and careful observation warrant an attempt at

individual potency selection for each patient. The potency range suggested is from the 30th to the 1000th centesimal. Below the 30th, repetition is more often required. The very high potencies may unnecessarily aggravate sensitive patients and in case an emergency should require a stepping up of the remedy a still higher potency might not be quickly available. A very satisfactory medium potency is the 200th centesimal or the 2c. as it is sometimes called.

In all acute conditions, if the remedy fails to hold after satisfactory initial action, it is well, after checking the symptoms, to repeat in a higher potency, as for example following the 200th with the 1000th or as is often termed the 1m. potency.

A single dose of the 200th potency of the *stmillimum* will cure the vast majority of acute illnesses, pneumonia not excepted. If more than two doses of medicine in ascending potency are required, rest assured the remedy selection was in error.

Do not think of remedies in relation to any particular disease. *Phosphorus* is not a remedy for pneumonia but it will cure any curable case of illness which presents symptoms essentially similar in general to those produced in the provings of *Phosphorus* on healthy persons. The same is true of every other drug in the vast materia medica.

Study the materia medica and learn how to use the repertories and be ready to prescribe for the sick, be the disease what it may. To think of a list of remedies for pneumonia and a list for some other disease is to run some risk of prescribing on the diagnosis rather than on the symptoms of the patient.

SOME PRACTICAL HINTS IN THERAPEUTICS.

Let us begin straight with practical illustrations :

Patient mr. X aged 35 years came under treatment with the following complaints :

- (a) Remittent type of fever for the last 7 days ;
- (b) No stool for the last five days ;
- (c) Headache ;
- (d) Thirst—drinking rather frequently and a little quantity at a time ;
- (e) Restlessness ;
- (f) Dry cough.

Now all the symptoms agreed with *Bryonia*, but in text-books of *Materia Medica* students will find that in *Bryonia* fevers, patients like to remain quiet and are generally thirstful—drinking at long intervals and a large quantity at a time. It is found that students, nay practitioners also, pay enormous amount of importance to minor details of modalities, neglecting the more important and weighty symptoms. In this particular instance, one would argue “the thirst is not like that of *Bryonia*, and also the patient is restless which is not the case with *Bryonia* fevers!” He would on the other hand urge for *Ars. Alb.*—the character of thirst and restlessness being covered by the latter remedy.

Now in every particular case the totality of the main, the basic symptoms is the only necessary thing in matter of selection of a remedy. In the above case the cardinal symptoms are fever, constipation, headache, thirst, restlessness, nausea and dry cough all of which are covered by *Bryonia* excepting restlessness and the character of the thirst. So the latter two items are neglected in favour of totality. Moreover *Ars. Alb.* is indicated more in intermittent than in remittent fevers. So the choice fell on *Bryonia*. If on the other hand the patient did not show so many other striking points for *Bryonia*, then of course

we would have hesitated to neglect restlessness and the character of the thirst.

It is always, as is well-known to all, desirable to attach first importance to the totality of the real cardinal symptoms and then we should proceed to find out the modalities of the individual symptoms. So the modalities are put under secondary importance, in comparison to the main cardinal symptoms; this is of course, if the former be not exceptionally striking ones, Modalities undoubtedly sometimes assume great importance but not at the sacrifice of the main basic symptoms.

Now in the above case Bryonia 30 was prescribed, one dose every four hours. Report came after two days that the fever was off, with amelioration of all other symptoms. He had only one motion though not satisfactory. Another dose of Bryonia was given and in two days more he was perfectly well. The above point will be made more clear by the following case :

Patient Y aged 40 years, complaining ;

- (a) daily pain in the epigastrium better by food "radiating towards the back ;"
- (b) corners of mouth ulcerated ;
- (c) liver enlarged and tender ;
- (d) desire for cold food and drink—does not like even tea which is very hot.

Now pain in epigastrium radiating towards the back and associated with enlarged liver is well covered by *Chelidonium*. *Chelidonium* 30, 4 doses were given one dose every day. The next report given was.

- (a) some amelioration of pain in epigastrium, but not to a marked degree ;
- (b) there was still a constant pain arising from behind the Xiphoid process and radiating in all directions.

On questioning the patient more in detail it was gathered that the pain was radiating not only towards the back but in other directions as well and that the pain was ameliorated by stretching the body erect, that

is, when the abdomen was stretched erect ; also there was much flatulence in the abdomen.

In the above case the points for chelidonium were :

(a) epigastric pain radiating towards the back and ameliorated by food ;

(b) Enlargement and tenderness of liver. But there is a symptom namely desire for cold things which is not covered by chelidonium. In chelidonium on the other hand, we have desire for hot things. Now this contra-indication had got to be balanced with the other two symptoms namely epigastric pain radiating towards the back and enlargement of liver. This radiation of pain towards the back is no doubt a good point for chelidonium, but in this particular case radiation was not restricted towards the back only, had it been so, chelidonium would have a stronger support. The pain radiated in other directions as well. Of course the patient did not say about the latter fact at the time of the first examination. So this radiation of pain towards the back did no longer add to the strength of chelidonium. Thus we find that the over ruling of the contra-indicating symptom of chelidonium namely the liking for cold food and drink was not justified as chelidonium did not command the totality. In the first case, on the other hand, Bryonia commanded the totality, so omission of one or even two symptoms did not affect the result. In the second case, however, Dioscoria 30 was prescribed after second examination of the patient with a remarkably satisfactory result.

The points for Dioscoria were :—

(a) epigastric pain "radiating in various directions ;"

(b) amelioration of abdominal pain on stretching the latter ;

(c) Flatulence.

The sum and substance of what we learn from the above cases is that the totality of symptoms only we should always seek to find out. That totality may even be manifested by one symptom if that symptom be a very striking one. Or it may not be indicated by a

number of symptoms when they are not very striking and uncommon ones.

The following case will corroborate nicely the above statement :

Patient, Mrs. M aged 21 years, married three months only, presented the following symptoms :

(a) Profuse uterine hæmorrhage, hæmorrhage continuing for about the last fifteen days, at first very severe so much so that the patient was reduced to a highly anæmic condition, completely confined to bed. For the last two days the hæmorrhage is not so severe and gushing.

(b) Extremely weak and prostrated condition, hands and feet trembling on slightest exertion.

(c) Most distressing nausea with constant retching, retching even if the name of any food is mentioned before her. There was vomiting also, particularly if any food or drink was taken.

(d) Violent thirst, patient drinking very often but vomiting out immediately. Now the combination of thirst, vomiting and hæmorrhage is covered by Phosphorous. Ipecac covers extreme nausea, retching and vomiting together with hæmorrhage. Ipecac is on the other hand, thirstless, so Phosphorous covers three symptoms whereas Ipecac covers only two, having moreover a contra-indicating symptom namely thirstfulness; but nausea and retching were so violent and were so constantly present as to make me rule out the contra-indicating symptom thirstfulness. Phosphorous, though a drug for vomiting, yet retching and nausea not so prominent features in it as they are in Ipecac and in this particular patient,—these and these only were the most prominent symptoms besides uterine hæmorrhage. So Ipecac 30, four doses were given in spite of its one contra-indication. In four hours nausea and retching completely stopped with much amelioration of hæmorrhage also.

The above case is a striking example in support of the statement that it is not the number of symptoms alone which points towards totality; numerical value has got sometimes to be sacrificial before the character and nature of individual symptoms.

Written by Dr. I. B. Sanyal

M. SC. M.B.

Assisted by Dr. D. Sanyal

B. SC., M. B., B. S.

—o—

HOMŒOPATHIC TREATMENT OF TYPHOID FEVER.

PHOSPHORIC ACID.

Leades.

(1) He does not like to talk, it is an effort for him. He talks little and does not like to answer questions. Cannot find right words in talking.

(2) Taciturn, indifferent, he bores much in the nose.

(3) Incapacity to think.

(4) Vertigo while standing and walking, when stooping.

Vertigo; the head feels as if it would sink forward and backward; as if his feet raised up and he came to stand on his head.

(5) Languid glassy eyes. Lustreless eyes. Sunken eyes. Staring look. Contracted or dilated pupils. Frequent winking.

(6) Tip of nose itches, he must scratch it. Cold nose. Bleeding from nose.

(7) Paleness of face. Blue rings around eyes. The lower lip is cracked open in the middle.

(8) Great dryness of the mouth, in the afternoon, with much insipid, sticky, soapy mucus; which he often spits out.

(9) Dry tongue without thirst. The palate is dry. Constant sour taste in mouth.

Tongue is dry. Itching on tongue.

(10) Thirst for cold milk.

(11) Child wants to eat all the time without eating much.

(12) Abdomen distended, with loud growling esp. when lying down.

(13) Involuntary diarrhoea.

(14) Involuntary urination; milky; contains albumen and phosphates.

(15) Sensation of icy coldness on the right upper arm; heat of palms; rough, shrivelled, dry skin of hands; numbness of finger tips.

Pulsation in left leg when at rest. Itching of tibia.

(16) Burning in the feet and soles of the feet.

(17) Constant coldness of the legs from the ankles to the calves.

(18) Formication all over the body as from ants.

(19) Pains in limbs and body relieved by motion.

(20) Very sensitive to cool air.

(21) Emaciation with wretched appearance and deep-lying eyes.

(22) Yawning, while water runs from eyes.

(23) In slumber, his hands twitch, and he talks and laments with half-open eyes.

(24) At night in sleep often bites his tongue.

(25) Head hot, body moderately warm.

(26) Complete indifference to everything; an indifferent state of the mind to all things; patient does not want anything, nor to speak, shows no interest in the out side world.

(27) Difficulty of comprehension; patient will think a little while about a question, perhaps answer it, then forget all about it.

Mind: He lies in a stupor or in a stupid sleep, unconscious of all that is going on around him, but when aroused is fully conscious (compare Helleb).

Sensorial depression ; indifference. perfect apathy, but easily aroused and perfect rational (nosebled and many abdominal symptoms).

Aversion to conversation.

Apt to lie with a stupid, fixed, glassy stare.

Listless. Apathetic, indifferent.

Cannot collect his thought or find the right word.

Difficult comprehension.

Delirium, with great stupefaction. Settled despair.

Perfect indifference.

Indifference, thoughtlessness. stupidity.

Disinclination to talk, even to answer a question.

Quiet delirium with great stupefaction and dullness of head.

Delirium ; drowsiness and stupor

Does not wish to talk, and answers very slowly (wants to talk stam).

Fixed look, with hollow, glassy eyes.

Continual delirium or dull mutterings.

Quiet, indifferent, apathetic.

Slow grasp, hunts for words.

Unconsciousness, no complaints, even pinching is not noticed.

Delirium : Quiet with great stupefaction and dullness of the head ; unintelligible muttering delirium.

Answers either reluctantly and slowly or short and incorrectly.

When aroused is fully conscious and then drops off into his former sleep.

Stupid sleep from which he may be aroused, when he answers correctly ; but soon falls asleep again.

The patient slumbers even in day time, with murmuring delirium.

“Mental emfeeblement.”

“When questioned he answers slowly or does not speak ; but only looks at the questioner. He is too tired to talk or even think. He says—Don't talk to me ; let me alone. He

is averse to speaking or answering questions. He merely looks."

Grasping at flocks.

Head : Vertigo when lying in bed, as if the feet were going up with head remaining still. When lying in bed, as if feet were going up and he was standing on his head.

Vertigo : With tendency to fall ; in the evening.

When they sit ; standing or walking.

Headache : Must lie down.

Worse least shaking or noise.

Better in motion.

Heaviness of head.

Head confused.

Pain esp. on the side on which one lies.

Morning headache.

Eyes : Look glassy but without lustre.

Pupils dilated.

Right pupil much dilated, left pupil constantly normal.

Fixed look.

Dark-blue rings around eyes.

Aversion to sunlight.

Staring eyes.

Eyeballs feel too large.

Coldness of inner surface of eyelids.

Ears : Intolerance of noise esp. of music.

Nervous deafness after typhoid diseases.

Dull hearing ; stupefaction.

Every sound reechoes loudly in the ears.

Roaring in ears with difficult hearing.

Nose : Nosebleed in typhus giving no relief.

Pointed nose.

Boring with fingers in nose.

Itching of nose.

Face : Stupid and indifferent expression of the face.

Skin of face feels tense as if white of an egg had dried on it.

Hippocratic face, lips and tongue very pale.

Sensation as if lower jaw was going to break.

Sensation of coldness on one side of the face.

Face pale, wan, with lustreless hollow eyes surrounded by a blue circle, and pointed nose.

Heat of side of face on which he is not lying.

Mouth : Red streak in middle of tongue.

Tongue and lips pale in typhus.

Tough, clammy mucus in mouth and tongue.

Burning in tongue, tongue swollen.

Tongue smarts only at night.

Bites the side of tongue involuntarily ; also at night

Lips dry cracked, crusty lips.

Tongue swollen, dry, with viscid frothy mucus.

Teeth feel cold. Sordes on teeth.

Nasal voice. Dry throat.

Hawking up of tough mucus.

Dry tongue with a dark-red streak through centre or pale and clammy.

Covered with slimy mucus.

Dry mouth. Dry throat.

Gray-whitish coating of the tongue.

Red streak in the middle of tongue, widens in front.

Fetid breath.

Stomach : Unquenchable thirst or no thirst.

Longs for something refreshing and juicy ;

Desire for beer and milk ; warm food.

Abdomen distended and bloated with gurgling and rumbling in bowels ; left side sensitive to touch.

Thirst for cold milk.

Stool : Painless stool with meteoristic distention of the abdomen ; rumbling and gurgling.

Copious flatus with watery hienteric stools.

Unpainful, watery grayish diarrhoea also involuntary stools.

Sinking sensation in abdomen after a normal stool.

Urine : Milky ; highly albuminous ; readily decomposing ; loaded with earthy phosphates.

Bloody jelly-like lumps in urine.

Involuntary urine.

Pulse: Weak and small, frequent and intermitting. Full and strong.

Sleep: Great drowsiness and apathy.

Lies in a deep sleep, but when aroused, fully conscious (Typhoid).

Somnolency. Deep and heavy sleep. Coma.

Awakened by canine hunger; by dry heat; sensation of falling; sad thoughts.

Limbs: Formication in back; in limbs.

Extremities cold to touch.

Burning in lower half of body.

Shrivelled, dry skin of hands and fingers.

Burning of hands and heaviness.

Burning pains

Pains in tibia at night.

Drawing and tearing in limbs.

Cold hands and warm feet.

Tendency to abscesses after a prolonged fever.

Trembling legs.

Twitching or quivering in muscles of thigh.

Tosses the hands about, restless in evening.

Worse from uncovering.

Heat with aversion to uncovering.

Emaciation.

External parts become black.

Parts get black.

Temperature of body never very high.

Great debility.

Relaxed pale skin.

Ecchymosis.

Bluish-red spots on the parts which the patient lies upon.

Dacubitus.

Constant, sticky or profuse sweat.

Skin dry or clammy.

Sensation of coldness on one side of face.

General heat with loss of consciousness and somnolence.

Heat in head with cold feet.

Sensation as if the body and limbs were bruised.

Formication in different parts of body.

Very pale face.

Pains and aches all over body better from motion and worse from cold.

"Typhoid, complete apathy and indifference; utterly regardless of surroundings; pays no attention even when pinched; eyes sunken, glassy, with staring; stupid, vacant gaze; nose pointed, face pale; desires nothing and asks for nothing; grasps and reaches with hands, as if attempting to seize something (grasping at flocks); crusty lips, sordes on teeth, fetid breath; abdomen distended and bloated with much rumbling and gurgling, with left side sensitive to touch; tongue pale and clammy and sometimes covered with slimy mucus, but may be dry and have a dark-red streak down center; bites tongue involuntarily while asleep; urine albuminous or milky in appearance, decomposing readily and quickly and is loaded with phosphates; Petechiæ; epistaxis."

"Typhoid: complaints come on slowly, slow decline, slowly increasing prostration; prostration, tympanitic abdomen, dry brown tongue, sordes on teeth, gradually approaching unconsciousness; little thirst increasing to intense thirst with craving for much water during sweat; wants to be left alone; looks at the questioner with glassy eyes as if slowly comprehending the question; pupils contracted or dilated; eyes sunken; hippocratic countenance; continued fever; bleeding from nose, lungs bowels; hæmorrhage from any mucus membrane, sunken about eyes; discoloured lips, covered with sordes, becoming very black; prostration gradually increasing; from the beginning the mental state has been most marked and finally comes the muscular weakness, which increases until the the jaw drops and it seems that the patient must die of exhaustion.

"Hæmorrhages, blood dark."

"It is of great value for prostration following typhoid."

"It is a remedy of very frequent use in typhoid fever and may be indicated throughout the disease where the feeling of exhaustion is your leading symptom. In severe cases we have, in addition to the weakness and prostration, inability to protrude the tongue or to articulate distinctly, and a tendency to slide down in bed (Mur. ac); we may have light stupor or quiet delirium, dry lips and tongue with a red streak down the center of the latter, nose-bleed, tympanitis, involuntary stools and low temperature. It is indicated in the non-restless type of typhoid."

Restless type of typhoid; Arn. Ars. Bapt. Rhus t.

Non-restless type: Arn. Bry. Carb. v. Gels. Mur. ac. Phos. ac. Phos.

Typhoid with Hæmorrhage from bowels. Am-c. Arn. Can. veg. Chin. Crot-t. Hamam. Kreos. Lach. Mur. ac. Sulph-ac. Tereb.

Typhoid with suppressing urine: Colch. Stramo. Zingib.

Cerebral typhoid: complete apathy and stupor; takes no notice; lies like a log, utterly regardless of surrounding. intestinal hæmorrhage, blood dark."

"Heat, internal, without being hot to touch."

Aggravation: From mental affections. Loss of vital fluids; especially seminal; selfabuse; sexual excesses. Talking (cause weakness in chest. Music. Odors (vomiting) Bad news. Depressing emotions. Touch. Evening. Night. Sitting. Standing. Lying on left side. Side on which he lies; suppressed eruptions; warm room; By draught; wind; snow air; least cold.

Amelioration: After short sleep. Walking. Warmth of bed (pains in bowels). Motion. Warmth. Wet weather.

Compare: Rhus t. (Rhus t. nosebleed relieves but Phos. ac. does not. Both have amelioration from movement.) Phos. ac. follows Rhus t.)

Cina; (bores finger in nose).

Phos.

Nit-s. d.

Arn.

Op.

Helleb.

Lyc.

Mur-ac.

"Ph. ac. often follows Rhus. t. after the latter has relieved the restlessness but not the diarrhœa and the patient goes into their quiet sort of stupor."

Dose ; 30th, 200th, 1000th.

—o—

ARNICA.

Leaders.

- (1) Head hot, body cold.
- (2) Ecchymoses. Blue black spots on body ; yellow-green spots.
- (3) Sorebruised feeling of body.
- (4) Bed feels too hard.
- (5) Lower jaw dropped.
- (6) Dark red face. Dusky, red face.
- (7) Fear of being touched.
- (8) Over sensitiveness of the whole body.
- (9) Involuntary urine and stool. Putrid stools.
- (10) Tongue dry, brown streak through middle of tongue. Black tongue.
- (11) Putrid smell from mouth.
- (12) Nose bleed, dark fluid blood.
- (13) Trembling of lower lip.
- (14) Unconscious, when spoken to answers correctly but unconsciousness and delirium return at once (Bapt. Hyosc.) stupor. Indifference to everything.
- (15) Low muttering delirium or complete stupor.
- (16) Cold spot on forehead.
- (17) Wakens at night with a hot head, and is afraid to sleep for fear of its recurrence.
- (18) Anxious dreams about animals.
- (19) Great desire to scratch, will scratch wall, bed, head, etc.

(20) Sore bruised feeling on chestwalls with expectoration of mucus and blood.

(21) Putrid breath and stool.

(22) Coldness of parts lain on, aversion to uncover.

(23) Bed sores, blue mortification ; early.

(24) Hæmorrhage from nose, ears, eyes. Aversion to meat, milk.

(25) Fetid vomiting. Black, inky vomit.

(26) Heaviness in all the limbs.

Parts weary bruised, sore.

(27) Restless tossing in search of soft spot in bed.

(28) Indifferent stupid condition, falling asleep when answering a question.

(29) Intestinal hæmorrhages.

Dark venous hæmorrhages from bowels.

(30) Do not know or care that they are sick. Feels well.

(31) Great prostration.

(32) Complete unconsciousness.

(33) Morose, wants to be left alone, does not want to be talked to, does not want to be approached.

(34) Tongue shiny, sordes on teeth and lips.

(37) Coma, insensibility ; lies as if dead.

(36) Offensiveness.

(37) Better from motion (Rhus. t.)

Mind : Unconscious ; when spoken to answers correctly, but unconsciousness and delirium at once return.

Stupefaction, loss of sight and hearing.

Stupor, with involuntary discharge of feces.

Forgetful ; what he reads quickly escapes his memory even the word he is about speaking.

Delirium, low, muttering.

Picks the bedclothes.

She does not speak a word ; declines answering questions, dislikes sympathy.

Fears being touched or struck by persons coming toward him.

Hopelessness ; indifference.

Oversensitive mood, peevish, quarrelsome.

Ailments from fright and anger.

Says there is nothing the matter with him. Wants to be left alone.

Traumatism of grief, remorse or sudden realization of financial loss.

Bed feels too hard.

Sore lame bruised feeling.

Dull and stupid but not delirious.

Confusion of head.

Stupefaction with fetid breath and large yellowish-green spots on skin

Desires to be constantly moved, the bed is so hard.

Apathy and stupefaction.

General sinking of vitality, compelling the patient to lie down and still he asserts that he feels perfectly well.

Forgets the words while speaking and goes to sleep while answering questions.

Desires constantly, on account of general soreness, to move or to be moved about as everything upon which he lies seems too hard.

Irritable and angry, wants to be left alone ; fear of being touched.

Stupor and petechiæ.

Patient thinks he is well.

Stupefied condition ; sits as if in thought, yet thinks of nothing, like a waking dream.

Stupid, apathetic condition, with greatest indifference.
(Ph-ac.)

Great sensitiveness of the mind with anxiety and restlessness.

Declines to answer any questions.

Depression of spirits and absence of mind.

Head : Vertigo when shutting eyes.

Vertigo better when lying.

Burning and heat in head, the rest of the body is cool.

Pressure pain in head ; headache as from a nail thrust into the temple.

Head feels like a heavy weight.

Cold sensation on a small spot on the forehead.

Feeling as if ice on top of head.

Hot spots on top of head.

Heat in head while body is cool.

Head hot with cold body.

Eyes : Dilated pupils ; sensitive to light.

Eyes fixed. Pupils contracted.

Ear : Hard hearing.

Discharge of blood from ears.

Nose : Bruised pain in the nose.

Nosebleed ; after washing the face.

Nosebleed preceded by tingling.

End of nose cold.

Face : Lower jaw dropped.

Face is dark red.

Pale, sunken ; lips dry, as if parched by thirst.

Redness and burning in one cheek.

Trembling of lower lip.

Lips burn, swollen, cracked.

Hot lips, cracked lips.

Mouth : Taste putrid, of rotten eggs. bitter.

Dry mouth with thirst.

Putrid smell from mouth.

Tongue coated white.

Tongue dry with a brown streak down the middle.

Tongue dry or coated yellow.

Tongue dry and cracked.

Stomach : Aversion to meat, milk, broth.

Distention of abdomen. Hardness of abdomen.

Abdomen sore with restlessness.

Fetid vomiting.

Stools : Involuntary stools.

Involuntary stool and urine, brown or white diarrhoea, with distention of abdomen before and rumbling in abdomen during stool.

Must lie down after every stool.

Urine : Involuntary.

Urine brown-red, brick-dust sediment.

Pale urine. Bloody urine.

Scanty red urine very offensive.

Retention. Ineffectual urging.

Has to wait a long time for the urine to pass.

Chest : Bruised feeling in walls of chest, and cough with expectoration of mucus and blood.

Loud blowing inspiration and expirations.

Sleep : Sleepiness, too sleepy in evening.

Languor, drowsiness.

While answering, falls into a deep sleep before finishing.

Unrefreshing sleep, loud, blowing breathing.

On falling asleep, starts in fright.

Lies with head low, or horizontally.

Worse after a long sleep or on awaking.

Frightful dreams of black dogs.

Drowsiness with delirium.

"Typhoid ; great congestion of brain, lies in a stupor, lower jaw dropped, eyes fixed, bed feels too hot and hard ; face dark red ; involuntary stool and urine, ecchymoses."

"Arn. and Bapt. both have a drowsy stupid state ; the patient complains of bed feeling too hard and goes to sleep while answering questions. But under Arn there is complete apathy ; ecchymoses and bed sores appear on the body, there is also involuntary stool and urine. And if lungs are affected the sputum is bloody."

"Typhoid : drowsiness and indifference to those about him and to his condition ; falls asleep while answering questions ; (Bapt) ; head hot and body not hot ; bruised feeling all over body ; bed feels too hard to him ; restless and tosses about the bed to find a soft spot on which to rest ; sugillations on back ; cough with expectoration of mucus and blood ; sore bruised feeling in the walls of chest ; brown streak down the center of tongue, breathing (very late) heavy, stertorous ; lower jaw drops ; involuntary stool and urine ; stupor ; Petechiæ."

"Drowsy stupid state from which the patient may be temporarily aroused."

"Loud snoring respiration."

Limbs: Great heaviness of limbs as if from extreme fatigue; weariness, weakness, and bruised soreness, which compels to lie down; lassitude and sluggishness in the whole body: general sinking of forces.

Petechiæ and ecchymoses.

Bed feels hot and hard.

Dark spots here and there on the body, black and blue, ecchymoses.

Tingling in the arms.

Limbs ache as if beaten.

Tearing with soreness, numbness, tingling.

Twitching of muscles.

Body painful and sensitive.

Better in open air.

Head alone, or face alone hot, body cold.

Heat with indifference, stupor, drinks less.

Continuous heat with such weakness that when attempting to sit up he faints.

Feels as if beaten or bruised.

Tearing, tingling pains in parts.

Muscles rigid.

Everything on which he lies seems too hard.

Bed sores, esp. sacral region or hips.

Pains change quickly from part to part.

Scratches at the wall or bed for relief.

Over sensitiveness of the whole body.

Pulse: Hard, full, quick.

Aggravation: Mechanical injuries. Least touch. Motion. Rest. Damp cold. When lying down. Damp cold weather. Exertion. Lying on left side.

Amelioration: Lying down or with head low. Contact, Motion.

Compare: Bapt. (feels ill, Arn. feels well). Ph. ac. Apis. Ars. A. Bry. Carb. V. Phos. Rhus. t.

Dose: 30th, 200th, 1000th.

HELLEBORUS.

Leaders.

- (1) Unconscious, stupid, answers slowly when questioned.
- (2) Vacant thoughtless staring ; eyes wide open, insensible to light ; pupils dilated, or alternately contracted and dilated.
- (3) Soporuous sleep, with screams, shrieks, starts.
- (4) Automatic motion of one arm and leg.
- (5) Greedily swallows cold water, bites spoon, but remains unconscious.
- (6) Chewing motion of mouth.
- (7) Corners of mouth sore, cracked, salivation ; mouth ulcerated with fetid breath.
- (8) Nostrils dirty and sooty and dry.
- (9) Constantly picking lips, clothes or boring into nose with fingers.
- (10) Boring head into pillows.
- (11) Rolling head; from side to side ; beating head with hands.
- (12) Urine, red, black, scanty, coffee-ground sediment ; suppressed.
- (13) Sensorial depression, sees, hears tastes imperfectly with muscular weakness.
- (14) Aggravation from 4 to 8 P.M.
- (15) Forehead wrinkled. Face wrinkled.
- (16) Rubs nose.
- (17) Horrible smell from mouth.
- (18) Tongue yellow, dry, with red edges. Trembling of tongue, insensibility and numbness.
- (19) Drinks roll audibly into the stomach.
- (20) Involuntary stools and urine.
- (21) Muttering delirium.
- (22) General coldness and cold sweat, coldness of body.
- (23) Slides down in bed.
- (24) Lies on back, limbs drawn up.
- (25) Falling of lower jaw.

- (26) Feeble pulse.
- (27) Insensibility, can neither see, hear or feel.
- (28) Constant motion of one hand or foot or both.
- (29) Vertigo on stooping.
- (30) Won't speak or eat.
- (31) Eyes half-open.
- (32) Sopor with cries and starts.
- (33) Fixed ideas.
- (34) Pale face.

HELLEBORUS NIG.

Mind : Reflective ; taciturn ; do not wish to speak or to be spoken to.

Stupefaction, with slow answers (Phos. ac.)

Marked stupor, difficult to be aroused.

Fear of death.

Low, stupid, muttering delirium (Bapt.)

"Low form of typhoid, with muttering delirium, the foul breath, great apathy (Op) ; feeble pulse ; general coldness and sweat."

"Stupid ; unconscious ; the eyes are fixed but cannot see ; constant chewing motion ; automatic motion of one hand or foot ; sudden screams ; boring of the head in pillow ; suppression of urine, convulsions."

"Blunted sensibilities so that they can neither see, hear, or feel".

Constant somnolence out of which patient is with difficulty aroused, but does not gain full consciousness.

Slow in comprehending and answering questions.

Perceptive faculties act very slowly.

Stupid expression, vacant look of eyes, with dilated pupils.

Patient has no desires, when left alone sinks into slumber.

Lies upon back with limbs drawn up.

Slides down in bed.

Stupefaction with slow answers.

Insensibility.

Excessive anxiety and anguish.

Soporose sleep with shrieks and starts. Sudden screams.

Great sensory depression or stupor (with coldness of the surface of the body ; cold sweat and offensive breath).

"In all the complaints of Helleborus, stupefaction occurs in greater or less degree. Sometimes it is a complete stupor, sometimes a partial stupor, but it is always stupefaction and sluggishness."

Complete unconsciousness with stupefaction.

"Early in the disease Hellebore lacks the wildness and acute delirium found in Stramonium and Belladonna. It is passive. Again it fits in after the wildness of the delirium has passed away and the patient has settled down in a state of stupefaction. The patient lies upon the back, eyes partly open, rolling the head, mouth open, tongue dry, eyes lusterless, staring into space. Staring at the individual talking, waiting a long time to answer, or not answering at all.

"Violent attacks of brain trouble frequently come to a sudden end but those that are more passive linger, and that is where Helleboric comes in."

"Stupefaction bordering on insensibility."

"Diminished power of the mind over the body."

"Delirium is not common, and when present it is muttering. There is more stupefaction more "do nothing," more "say nothing" than delirium."

"Picks his finger-ends."

When aroused he will talk about spirits, or say that he sees devils.

Sees in his imagination the devil, with horns and a tail.

Hallucinations.

"The staring—lying on the back and staring with half-closed eyes—is typical of the remedy."

Lips move without sound.

Indifferent to all external impressions.

"Rarely much disturbed by being touched, or by being covered too warmly, or by not being covered at all."

Not sensitive to heat or cold or pricking, or handling or pinching. Listlessness.

Stubborn silence, apathetic silence, an inability to speak.

Benumbed everywhere; whole sensorium is benumbed; a blunting of general sensibility.

Meaningless picking at the lips or bed-clothes.

Total unconsciousness.

Cannot fix ideas.

Slow in answering.

Stares unintelligently.

Dull, says nothing.

Thoughtless staring.

Constant picking his lips and clothes.

Much lamenting, moaning.

Involuntary sighing.

The muscles do not act properly if the will not strongly fixed upon their action; if he talks he lets fall what he holds in the hand.

Head: Heat and heaviness of the head; boring with the head in the pillows; (with chilliness of the whole body; coldness of the fingers).

Head sore, as if bruised especially in the back part of the head.

Head hot with paleness of face.

Vertigo worse stooping.

Head worse stooping; while thinking of pain. Rest and open air relieves; worse 4 to 8 p. m.

Sensation in occiput, as from a blow.

Rolls head night and day, moaning.

Throws head back, and from side to side.

Forehead wrinkled in folds.

Cold sweat on head.

Beats head with hands.

Head hot, heavy.

Eyes: Inclination to stare.

Photophobia.

Pupils dilated ; contracted (alternately).

Eyeballs turn upwards.

Squinting ; vacant look.

Eyes wide open, sunken.

Insensible to light.

Eyeballs red, glassy.

Eyes sunken, blue edges.

Lids sticky, dry, sensation as if they were pressed down.

Loses hair from the eyebrows.

Ears : Roaring and ringing.

Nose : Nostrils look as if smoked, sooty, dry and dirty.

Frequently rubs the nose.

Nose pointed.

Smell diminished.

Face : Pale ; œdematous ; distorted ; sunken ; red ; cold sweat, wrinkled.

Upper lip is cracked.

White blisters on the swollen lips.

Red ; hot but pale ; livid, with cold sweat.

Forehead or face wrinkled.

Stupid expression.

Constant chewing motion.

Corners of mouth sore, steady flow of saliva ; lips dry, cracked.

Lower jaw hangs down.

Mouth : Tongue very dry, numb, swollen.

Tongue dry ; white mornings ;

Dry and red in typhus.

Slightly protruded and oscillating.

Trembling ; numb ; insensible ; full of vesicles.

Pimples on tip. Yellow, dry, red edges.

Picking of lips. Horrible smell from mouth.

Grinding of teeth.

Apthæ in the mouth.

Mouth dry, also palate.

Mouth, gums and tongue full of flat, yellow ulcers, with elevated, grey edges, or red, swollen bases.

Carrion-like odor ; salivation.

Greedily swallows cold water though unconscious.

Drinks roll audibly into the stomach.

Stomach : Vomits greenish black substances.

Greedily swallows cold water ; bites the spoon, but remains unconscious.

Gurgling as if bowels were full of water.

Distention of abdomen.

Stool : Involuntary.

Urine : Suppressed ; scanty ; dark.

Coffee-grounds sediment.

Retention.

Profuse. Involuntary.

Sleep : Stupor. Sopor.

Lies in a stupor ; with eyes half-open and with the pupils turned up.

Sudden screams in sleep.

Cannot be fully aroused.

Soporose sleep with shrieks and starts.

Drowsy, when left alone he goes to sleep.

Constant somnolence, can be aroused, but not to full consciousness.

During sleep muscles twitch.

Limbs : Arms moving continually, automatically, except when asleep.

Thumb drawn into palm.

Legs drawn up, with every attempt to change her position.

Slides down in bed.

Lies on back, limbs drawn up.

Convulsive twitching of muscles.

Automatic motion of one arm and leg or both.

Convulsions with coldness.

Great debility.

Worse uncovering, better wrapping up. Feels better in open air.

Red parts become white.

Livid spots on skin.

Skin peels off ; hair and nails fall out.

Muscles refuse to act ; great debility.

Knitting of the brow and wrinkling of forehead

Desquamation all over body.

Skin moderately warm.

Pulse : Pulse faint, weak, almost imperceptible

Aggravation : In the evening ; 4 p. m. 4 to 8 p. m.
In cold air. From bodily exertion. Night. Uncovering ;
motion. Stooping. Touch. When thinking of ailment.

Amelioration : Warm air. When mind is diverted.

Compare : Apis. Ars. A. Bell. Bry. Lach. Sulph. Zinc.

Dose : 30th, 200th, 1000th.

—o—

Dr. DAS'S SPECIFICS.

1. Helixa—A. Helixa—B. Hedra. (*for Dysentery*)
2. Darna—A. Darna—B. Darna—C. (*for Small-pox
and Chicken-pox, all stages*)
3. Malaria—Powder. (*for Malaria*)
4. Malignanco. (*for Felons*)
5. Mirabil. (*for Safe and easy delivery, before*)
6. Pregnanco. (*During delivery*)
7. Nervico. (*After delivery*)

Address : DR. N. C. DAS.
131, Panchanontola Road, HOWRAH.

EDITORIAL.

"VALUE OF FINGER-PRINTS"

Superintendent F. R. Cherrill, chief of the Finger Print Branch of the centre of Britain's criminal investigation department, in collaboration with other medical experts, has claimed that finger-prints may in future have considerable value in diagnosing disease. These experts maintain that years of experience led them to the observation that the left hand, after death, shows more rapid signs of decomposition than the right. Experiments have confirmed that careful examination of the left hand discloses early evidence of the onset of certain types of diseases. They say "In making diagnoses by this new method the clues are not to be found in the complex patterns of the whorls which are used criminologically for purposes of identification. These patterns are formed even before birth and remain unchanged throughout life, and no two people, not even identical twins, have ever been found to possess precisely the same pattern. For diagnosis reliance is placed on quite different markings, creases which run across the ordinary whorls and appear, when finger prints are taken by the ordinary method of inking, as short white lines. These white lines are not very sharp and not every body possesses them in their finger-prints; in fact, only about one person in 10 has them. They are quite distinct from lines which result from injuries such as cuts... unlike the whorls, these white lines are not permanent throughout life but when present vary in both number and size. They are rarely found except on the left hand and then only on three of the fingers—the second, third and fourth finger. The areas in which they appear seem to be those served by one particular nerve branch."

In the opinion of this circle of experts epileptics show such white lines in the third and fourth fingers of their left hand. Lepers also show these white lines in the prints of finger. Victims of polio-myelitis have been found to show distinct

white lines in the prints, particularly on the third finger of the left hand. Prints of a sufferer from tuberculosis showed such lines.

They conclude by saying that the finger prints will help in making medical diagnoses only in a certain number of diseases and not in all diseases.

Homœopaths always think that the NAME of the disease is of little account for purposes of prescribing and they depend on the value of signs or symptoms for successful application of drugs. Finger prints as an aid in medical diagnosis will never cause a surprise to the Homœopathic circles of the world. The diagnostic value of bodily signs has long been known to us. The pages of Homœopathic literature are full of such instances. Paleness around the mouth and nose indicates presence of worms for which Cina is our remedy. Wrinkled face or forehead points to certain diseases and we have a number of remedies to meet this symptom. Wrinkled forehead in brain diseases points to such remedies as Hell. and Stramo. and the same in chest diseases points to Lycop. Yellow saddle across face and nose suggests diseases of women and Sepia is a remedy for such diseases as may exhibit this kind of marks on the face of women. White spots on nails are signs of certain diseases for which our formidable remedies are Nitric acid and Sil.

Cracks in corner of mouth often hints to serious anatomical changes and with this sign as guide even cancer diseases have been cured or relieved. Greasiness on the face is indicative of certain diseases for which we have a very long list of remedies, like Bryo, Chin, Merc, Nat. m. Psor, Thuja, Tuberculin, etc. It is thus a proved fact that certain changes on human anatomy are characteristic of certain diseases. Expert knowledge alone can interpret the results of such signs.

N. C. DAS.

ATROPINE

Characteristics :

(1) Illusions of visions, on closing eyes he sees all kinds of spectres; sees insects and crawling things and tries to catch them. Eyelids heavy and difficult to open especially at 9 P. M. Spasmodic winking. Pupils dilated : eyes fixed and glassy ; double vision, objects appear large ; objects look yellow ; neuralgic pains of eyes. Redness of eyes with dry feeling.

(2) Face hot and very red or very pale. Facial muscles twitch, particularly around mouth and eyelids.

(3) Hemicrania, very severe pains. Head very hot. Headache with blindness and delirium.

(4) Great dryness of conjunctiva, of the mucous membrane of the nose, of mouth, tongue, fauces, lips, throat, of larynx (causing cough).

(5) Retention of urine. Diuretic. Ineffectual urging to urinate. Dysuria.

(6) Diarrhœa, drives him out of bed at midnight, urgent desire, pain at the umbilical region is relieved after stool.

(7) Urgent desire to vomit at night, during vomiting violent pain in umbilical region, vomiting relieves.

(8) Throat dry, impossible to swallow ; must take some liquid.

(9) Everything tastes salt.

(10) Whooping cough (3x trit).

(11) Anæsthesia of the skin, Sense of touch abolished. Hands numb. Loss of sensation in extremities.

(12) Hyperæsthesia.

(13) Retarded or suppressed eruptions re-appear under its action.

(14) Constant desire to open and shut the hands.

(15) Trembling of limbs, coldness of extremities, staggering, tottering gait.

(16) Palpitation with throbbing carotids and redness of face.

(17) Delirium especially at night; delirium furious, quiet, muttering. Rambling speech, with laughter; startings; pickings; Loss of power of estimating distances.

(18) Hearing dull; illusions of hearing.

(19) Nose hot and red.

(20) Dry, parched and cracked tongue (Typhoid).

(21) Chronic albuminuria; dropsy from bright's disease.

(22) Ovarian neuralgia; better bending.

(23) Sleepiness or drowsiness with inability to sleep.

(24) Epilepsy from ovarian irritation.

(25) Nocturnal emissions.

(26) Neuralgia of head, face, eyes.

(27) Typhoid, coma vigil, picking at bed clothes, very dry tongue, (2x trit).

(28) Difficulty of speech, frequent stuttering, esp. at words difficult to pronounce. Articulation, indistinct, rapid and chattering.

"Its sphere of action appears to me to include the nervous system, affecting alike the nerves of sensation, motion, and the sympathetic. In the functional disorders of these nerves especially when hyperæsthesia and irritation obtains, atropine will prove a valuable remedial agent."

"Symptoms of atropine are identical with many of the symptoms of Belladonna."

"Atropine cannot cause all the symptoms of Belladonna."

"A right sided medicine."

Hale.

"Atropia, alkaloids of Bell. covers more the neurotic sphere of the Bell. action.

Boericke.

Uses

Gastric ulcer: Nausea, vomiting, profuse, hurried, him out of bed at night; easy vomiting, at first bitter, afterwards tasteless. Gastralgia. Violent, severe sticking pains

about umbilical region during attacks of vomiting, especially at night. Diarrhœa, stool copious, watery, coming out with a gush, hurrying the patient out of bed at night, urgent desire for stool, urgent desire for vomiting. The pain about umbilical region is relieved by stool. Vomiting also relieves the pain in the umbilical region. Vomits food after hot drinks. Stomach sensitive. Pyloric region swollen. Eructations, like yolk of eggs. Extreme dryness of throat, and mouth, with loss of taste and loss of appetite. Food has a salty taste. Constipation.

Pancreatitis : Sensitiveness ; nightly diarrhœa which drives out of bed, Mouth and throat dry, Tongue covered with sticky white fur, foul sticky saliva. Tongue dry, tip and edges red, Pain about umbilicus, relieved by stool and vomiting.

Peritonitis : Sensitiveness. Face hot and very red or pale face. Mouth and throat dry with difficulty of swallowing solids. Dilated pupils, winking. Eyelids heavy. Objects appear double or elongated. Things look yellow. Nose hot and red ; dry nose. Tongue dry, tip and edges red. No appetite. Loss of taste. Food tastes salty.

Sleepy but can not sleep ; carotids throb ; extremities cold ; limbs tremble. Skin cold, pale clammy, feeble pulse. Sensation of a glow of heat in the lungs. Waked by frightful dreams. Restless through night. Gastric pains allow no sleep.

Spinal irritation : Pressure causes pallor nausea, belching, and retching.

Epilepsy : From ovarian irritation. Headaches of epileptics. Convulsions. Cold extremities. Imagines he has epilepsy.

Typhoid : Typhus-cerebralis ; nightly delirium. Rambling, incoherent speech, illusions of sight and hearing, frequent fits of uncontrollable laughter. Furious delirium especially at night. Quiet dreamy delirium, nervous starting Muttering. Insomnia, sleepy but can not sleep. Carotids throb. Delirium with picking, motions of hands

and fingers in the air; talks with imaginary persons; stops in the middle of sentence and inquires what he had been talking about. Loss of power of estimating distances. Dry, parched and cracked tongue. Dryness of mouth and throat, no appetite. Loss of taste. Food tastes salty; foul sticky saliva causing nausea. Red face. Face hot. Nose hot, dry, and red. In early stages use Atropine 6.

Advanced typhoid, prostration, insomnia, rambling, incoherent muttering, coma vigil, picking at the clothes, very dry tongue, pale, cool face (here use Atropine 2x trit.).

Neuralgia : Due to passage of calculi or often neuralgic. Violent, irresistible, ineffectual urging to urinate, vesical and rectal tenesmus of an agonizing character. Nephritic colic, from passage of calculi. Retention of urine. Dysuria, it relieves pain and increases the quantity of urine. Frequent urination, (2x or 3x trit.).

Dropsy : Due to Bright's disease. Chronic albuminuria. It decreases albumen rapidly. Paralysis of bladder. Phosphates in urine. Uric acid in urine in a fair quantity. Profuse and frequent urination; scanty urine, often involuntary.

Headache : Carotids beat and throb, face red, worse walking (sticking pains); pain wakes in the morning. Severe type of neuralgic hemicrania. Nervous headache. (2x trit.). Headache with flushed face, blindness, delirium.

Neuralgic pains of head, face, eyes, abdominal nerves; gastralgia, ovarian neuralgic, uterine colic, *Vaginitis* (6x trit.). (use 2x, 3x trit.)

Whooping cough : Frequent and violent paroxysms; expectoration of very tough mucus. Head very hot. (3x trit.): also cough after influenza. Dryness of larynx. Sensation of heat in the lungs.

Chorea : Jerking of the muscles of the extremities. Flexor muscle contracts suddenly throwing him to the ground spasmodic contractions of extremities at night.

Tetanus : (2x or 3x trit.).

Leprosy : (?) :—Anæsthesia of skin, the sense of touch lost or perverted. Numbness of hands, tips of fingers. Thrusting pins into the skin causes no pain. Water poured over the skin produces no sensation.

Locomotor ataxy : Staggering, tottering gaits, vertigo. Numbness, heaviness and paralysis of limbs. Paralysis of tongue.



HEADACHE

[Continued from page 468]

HEPAR SULPH.

Pressure on the temples and on the vertex with palpitation of the heart in the evening.

Tension above root of nose.

Aching in the forehead like a boil from midnight till morning.

Pain as from ulceration in the head directly above the eyes, every evening or else at night in bed.

Shootings in the head especially after having been in open air and on stooping or at night as if the head were going to burst.

Piercing in the head especially at the root of the nose every morning.

HELONIAS.

Type : Uterine. Hysterical.

Pain : Pressing. Burning.

Location : In a small spot. Temples. Vertex. Forehead.

Aggravation : Thinking of pain. Stooping. Looking steadily at any fixed point. 2-30 p. m.

Amelioration : Mental exertion. Motion.

Attending Symptoms : Vertigo.

Uterine and Hysterical headache.

Pressing pains in small spots of one or both temples.

Burning sensation on top and front head, entirely relieved by motion, or mental exertion, but returns when either is desisted from.

Fullness and pressure in vertex and forehead worse or renewed when thinking thereof.

Pressure from within outward with pulsative pain in vertex, worse stooping or looking steadily at any fixed point.

Pain in head is worse by stooping and attended by increased Vertigo.

At 2-30 p. m. Dull heat and pressure in vertex as if skull were too full.

Headache better mental exertion.

[To be continued.

NOTICE

Articles on Homeopathic subjects are solicited for publication in the H. Herald. All manuscripts submitted for publication should be Type-written. Anonymous contributions will not be accepted.

Editor.

SOME USEFUL PUBLICATIONS

In English, Bengali, Hindi and other Languages.

- Burnett's.—Consumption, 325 pp. 3/8 ; Gout, 184 pp. 2/- ; Liver 232 pp. 3/8/- ; Skin, 271 pp. 3/- ; Tumour, 384 pp. 4/-, Fistula, 1/-.
 Custis.—Practice of Medicine, 376 pp., cloth, 6/-.
 Ghose's.—Medical Dictionary, 6th edn. 570 pp. ; 5/-.
 Fisher's.—Diseases of Children, 1070 pp., cloth, 20/-.
 Hering's.—Condensed Mat. Med., 1,000 pp. ; 18/-.
 Holcombe's. "Truth About Homœopathy", & "How I Became A Homœopath" etc. in one vol. -/12/-.
 Jahr's.—Venereal Diseases, Royal 387 pp., cloth, 10/-, Diseases of Females and Infants at the Breast— Royal 317 pp., Cloth, 10/-.
 Knerr's.—Repertory to Hering's Guiding Symptoms in two vols., 1739 pp., half morocco, 40/-.
 Knerr's.—Drug Relationship, 223 pp. 2/-.
 Lippe's.—Repertory 438 pp., half morocco, 12/-.
 Case Taking Form. 16 pp. -/3/- each. Doz. 1/14/-
 Cholera, 3rd edn. 146 pp. -/12/- .
 Epitome of Homœopathic Practice (a pocket book), 6th edn. 408 pp., cloth, 1/8/-.
 External Homœopathic Medicines and First-Aid (Just out) 2nd edn. 141 pp., 1/8/- only.
 Family Practice with chapters on Anatomy and Physiology, 6th edn. 375 pp., cloth, 5/-.
 Manual of Mat. Med. with Allen's Clinicals. In 2 vols. 2nd edn. 1995 pp. 12/-.
 Pharmaceutist's Manual (including Indian Drugs), 10th edn., 804 pp. 5/-.
 Twelve Tissue Remedies, 228 pp. 1/8/-.

পারিবারিক চিকিৎসা	১৮শ সংস্করণ	১২৭০ পৃঃ	৬/-
অর্গানন	২য় সংস্করণ	২৮৪ পৃঃ	২।০
গলাউলী চিকিৎসা	৯ম সংস্করণ	৪৬ পৃঃ	।০
গলাউলী তত্ত্ব	৩য় সংস্করণ	২৫৫ পৃঃ	১।
জননৈন্দ্রিয়ের পীড়া	৬ষ্ঠ সংস্করণ	১১২ পৃঃ	৪।০
ভুলনামূলক মেটেব্রিয়া মেডিকা	২য় সংস্করণ	১২১৬ পৃঃ	১০।
নরকেহ পরিচয়	৬ষ্ঠ সংস্করণ	১১২ পৃঃ	১।
সংক্ষিপ্ত পারিবারিক চিকিৎসা	৮ম সংস্করণ	৩৫২ পৃঃ	১।০
পারিবারিক ভেষজ তত্ত্ব	২য় সংস্করণ	৬৬৪ পৃঃ	৪।০

बहुमूल		३३ पृ०	१००
बायोकैमिक चिकित्सा सार	१म संस्करण	१८२ पृ०	१०
बायोकैमिक चिकित्सा विज्ञान	२म संस्करण	१०० पृ०	४०
बेरिबेरि वा एपिडेमिक ड्रुपसि		६८ पृ०	१०
डेषज विज्ञान		८०४ पृ०	६०
डेषज-लक्षण-संग्रह	१म संस्करण	१३३ पृ०	१०
त्रि परिशिष्ट		१३३ पृ०	१०
रेपार्टरी	२म संस्करण	१६६ पृ०	४०
रोग लक्षण संग्रह पुस्तिका		१६ पृ०	१०
श्रीरोग चिकित्सा	२म संस्करण	३१६ पृ०	२३०
हान ओ वसन्त चिकित्सा		६८ पृ०	१०
कुरुरोग चिकित्सा		३३ पृ०	१०

आर्गनन—	द्वितीय संस्करण—	पृष्ठ ५१२,	३॥
एलिन्स कोनोट—	" "	— पृष्ठ ५२५,	४)
क्रेट मैटोरिया-मेडिका—	" "	— पृष्ठ १४८१,	१५)
जननेन्द्रियके रोग—	चतुर्थ " "	— पृष्ठ १८१,	१०)
मेडिकल डिक्शनरी—		— पृष्ठ ६५०,	१०)
नरदेह परिचय—(एनाटोमी, सचित्र)		— पृष्ठ १८८,	११०)
पारिवारिक चिकित्सा—	एकादश " "	— प्रथम खण्ड	५)
"	" "	द्वितीय खण्ड	५)
पारिवारिक चिकित्सा—(संचित)—चतुर्थ " "		— पृष्ठ ३३४,	३)
पारिवारिक मेषज तत्व (मैटोरिया मेडिका) तलाय		— पृष्ठ १५०४,	६)
फाष्ट-एड—		पृष्ठ ७५,	१)
वचन परोक्षा—(सचित्र)—	द्वितीय संस्करण—	पृष्ठ २१७,	११०)
वायोकैमिक चिकित्सा-सार—	चतुर्थ " "	— पृष्ठ २३६,	११०)
वायोकैमिक चिकित्सा-विज्ञान		पृष्ठ १०००,	६)
मेषज-विधान—फर्माकोपिया (यन्त्रण)			
मेषज-लक्षण-संग्रह—(मैटोरिया मेडिका)	द्वितीय संस्करण ही भाग		३५)
मूल-परोक्षा—	द्वितीय संस्करण—	पृष्ठ १२६,	१०)
रिपोर्टरी—			१०)
स्त्री-रोग चिकित्सा—	चतुर्थ " "	— पृष्ठ ४६५,	४)
हामियोपैथिक सार-संग्रह—	चतुर्थ " "	— पृष्ठ ४६०,	११०)
हैजा चिकित्सा—		पृष्ठ ३१२,	११०)

URDOO BOOKS.

Anatomy	2nd edn.	100 pp.	1/8.
Homœo Haj	4th edn.	392 pp.	3/-
Biochemistry	2nd edn.	518 pp.	4/-
Materia Medica			7/-
Kent's Mat. Med. in urdoo.			25/-
Khandani Haj	In Press		

GUZRATI BOOKS.

Family Practice	2nd edn.	303 pp.	1/-
Tissue Remedies	"	226 pp.	1/-

URIA BOOKS.

Materia Medica		1004 pp.	4/-
Faribarik Chikitsa		309 pp.	2/-

TELEGU BOOKS.

Epitome		304 pp.	1/-
---------	--	---------	-----

Publishers :

M. BHATTACHARYYA & CO.

73, Netaji Subhas Road, Calcutta.

The Biggest Ally
in Scientific Research
is Scientific Brain.

*A Foremost Ally
in the Advancement
of Science is*

PAPER

The most Dependable Ally of yours
in **PAPER MARKET IS—**

RAGHUNATH DUTT & SONS, LTD.

"BHOLANATH DHAM" 33/2, Beadon Street, Calcutta.

Phone : B. B. 4175.

Grams : NOTEPAPER.

HOMŒOPATHIC MEDICINES

WHEN OF M. BHATTACHARYYA & Co.
ARE GENUINE AND CHEAP.

Medicines are potentised and dispensed under direct supervision of long experienced registered doctors.

Attenuations and filtrations are done most scientifically in up-to-date machines and the process is open to our customers' inspection.

M. BHATTACHARYYA & CO.
CALCUTTA.

AYURVEDIC MEDICINES

Purest possible medicines are sold at moderate rates. Kavirajas are requested to try the genuineness of the medicines.

Factory is situated just at the foot of the Tippera Hills where various medicinal herbs and plants etc. are available in abundance.

VAIDIC OUSHADHALAYA

Maheshangan, COMILLA (E. Pak.)

Phone: Comilla 58.

Tele.: BANVATTA, Comilla.

Homœopathic Mother Tinctures, Spirit Rectificatus and other Pharmaceutical products are manufactured under direct control of the Government.

Every step of the manufacture beginning from the collection and identification of the drugs, their pulverisation, maceration, percolation, distillation, filtration and right up to the bottling of the finished product is done with scrupulous care under the direct supervision of highly qualified chemists, botanists and pharmacists of vast experience.

EMBECO Homœopathic Laboratory

(BONDED)

44/4, CANAL EAST ROAD, Calcutta.

Phone—B. B. 5633

Tele.—Simlicure, Cal.

You cannot imagine civilization without

PAPER.

And you cannot look for a more dependable source than

BHOLANATH PAPER HOUSE LTD.

Biggest Stockists, Importers & Mill-Agents for all grades of Indian & Foreign paper, Boards, Kraft etc., also Printing Ink.

Head Office :— 32/A, Brabourne Road, Calcutta—1.

Gram. : BIDYASEVA.

(Phone : Bank 6102).

Branches :— 167, 134/135, Old Chinabazar St.
& 64, Harrison Road, Calcutta

(Phone : B. B. 28).

Wof. Branches :— Patuatuly (Dacca), Balubazar (Cuttack),
Heat Road (Allahabad)

Homœopathic Books

of Late Dr. S. K. Bose,

L. M. S. G. C. M. C.

Principal :—

College of Homœopathy, Calcutta, Bengal.

Practice of Medicine 4th Ed. Rs. 4/8

Materia Medica 4th Ed. Rs. 4/8

Physiology 4th Ed. Rs. 2/-

Midwifery 2nd Ed. Rs. 2/8

Repertory 2nd Ed. Rs. 1/4

Bengali Chikitsa Prakaran Rs. 3/-

Sole Agents :—

M. BHATTACHARYYA & CO.

হোমিওপ্যাথিক চিকিৎসা

(চিকিৎসা সংক্রান্ত বার্ষিক পত্রিকা)

সম্পাদক —

ডাঃ সত্যেন্দ্রনাথ রায়

প্রধান সম্পাদক :—

ডাঃ এস, এন, সেন গুপ্ত

বৈশাখ হইতে বর্ষ গণনা করা হয়। যে কোন
মাস হইতে গ্রাহক প্রেরিত হইতে পারে।
বার্ষিক সভাক, ৩০ টাকা। পাঠাগার, হাসপাতাল
দাতব্য-প্রতিষ্ঠান ও ছাত্রদের জন্য ৩ টাকা।

ড্রাম্, ভট্টাচার্য্য গ্রন্থ কোং
কলিকাতা।

The New Cure for Consumption

Published by :—

M. BHATTACHARYYA & CO.

"BHARAT BRAND"
HOMŒO PHIALS

Most reliable and durable.

Manufactured by :—

EASTERN GLASS BLOWING WORKS,
57/4, Raja Dinendra Street, Cal.

Stockists :—

M. BHATTACHARYYA & CO.
73, Netaji Subhas Road, Calcutta.

**H. BHATTACHARYYA
& SONS.**

CHEMISTS & DRUGGISTS

Maheshangan,

COMILLA. (E. Pak.)

Importers of all important Drugs
and Medicines from U. K.
and America.

Genuine
Biochemic Medicines

Of Renowned
LUTTIES PHARMACAL CO.
U. S. A.

Obtainable in original sealed
bottles, containing 1,000
Ceiloids (Tablets).

Agents :—

M. BHATTACHARYYA & CO.
73, Netaji Subhas Rd., Calcutta.

Famous
Biochemic Medicines

Products of
BOERICKE & RUNY
U. S. A.

Available in original sealed
bottles of different capacities,
viz. 4 oz. and 1 lb. etc.

Sole Agents :—

M. BHATTACHARYYA & CO.
73, Netaji Subhas Road, Calcutta.

A Remedy
for Cataract and all other
Eye-Diseases.

Cineraria Maritima
Succus.

Prepared by—
BOERICKE & TAFEL
U. S. A.

Available with dropper in one
dram screw-cap square phial.

Sole Agents :—

M. BHATTACHARYYA & CO.
73, Netaji Subhas Road, Calcutta.



Optical Department

Spectacles are served accurately
as per prescription. The cus-
tomers also, so desiring, may select
the lens on their own responsibility.

Lenses of different powers and
varieties of Frames are available
at moderate rates.

M. BHATTACHARYYA & CO.
73, Netaji Subhas Rd., Calcutta.

Homœopathic Book

of Late Dr. S. K

COMILLA UNION**BANK LTD.**

L.

ESTD : 1922.

Regd. Office :— 8, Netaji Subhas Road, Calcutta.

Authorised Capital Rs. 2,00,00,000.

Issued Capital Rs. 1,00,00,000

Medicin Subscribed Capital Rs. 1,00,00,000.

Paid-up Capital over Rs. 81,81,000.

Reserve Fund over Rs. 31,25,000.

A well established Bank carrying on business on sound lines
FOR MORE THAN 26 YEARS.

Branches at important trade centres in India and Pakistan and
transacting Exchange Business of every description with all princip
commercial places of the world. Terms may be ascertained on
application.

Current and Savings account opened and interest allowed at
½% and 1% respectively. Fixed Deposits accepted for 6 and 12
months. Terms on application.

Loans and Advances allowed against approved securities. Bills
discounted and collected.

Managing Director :— **DR. S. B. DUTT.**

HOMCEOPATHIC LABORATORY

IN

EASTERN PAKISTAN

Mother Tinctures are manufactured under direct supervision of
highly qualified chemists.

The preparations are genuine and dependable.

To save high import duty and drainage of money to other
Dominions and countries book your orders with—

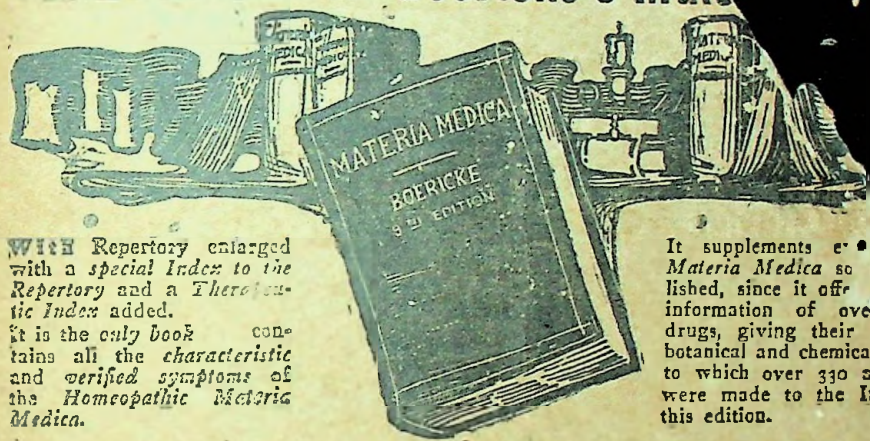
EMBECO Homœopathic Laboratory

Mahesangan, Comilla (East Pak.)

Tele. :— EMBAYTA, Comilla.

Phone :— Comilla 58.

JUST PUBLISHED
THE NINTE EDITION OF **Boericke's Materia**



With Repertory enlarged with a special Index to the Repertory and a Therapeutic Index added. It is the only book contains all the characteristic and verified symptoms of the Homeopathic Materia Medica.

It supplements Materia Medica so published, since it offers information of over 2,000 drugs, giving their common, botanical and chemical names, to which over 330 additions were made to the Index in this edition.

Every Student and Practicing Physician should have a copy
 1042 pages, Genuine Flexible Leather Binding: Price \$8.00,
 postage prepaid in U.S.A.

PUBLISHED BY
BOERICKE & RUNYON, 518 Sixth Ave., New York City
 Branch, 116 South 11th St., Philadelphia, Pa.

Sole Agents :—**M. BHATTACHARYYA & CO.**

Sole Agents—

for all *Homoeopathic, Biochemic*
 and other *Products of—*

BOERICKE & RUNYON

New York City, U. S. A.

M. BHATTACHARYYA & Co.

73, Netaji Subhas Road, Calcutta.

Homœopath
of Late

Always

INSIST ON OUR
MACHINE MADE
TABLETS.

—o—

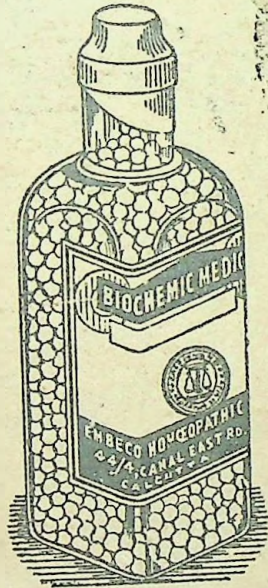
SEALED BOTTLE
CONTAINS
1,000 TABLETS.

—o—

Made of

B & T'S
SUGAR OF MILK.

—o—



M. BHATTACHARYYA & Co.

HOMOEOPATHIC CHEMISTS & PHARMACISTS.

73, Netaji Subhas Road, Calcutta.

Printed by DR. SAMARENDRA BHATTACHARYYA, B.Sc. at The Economic Press
25, Roy Bagan Street. and Published by the same on behalf of
M. Bhattacharyya & Co., 73, Netaji Subhas Road, Calcutta.