

722




Medical Therapeutics

FOR

Daily Reference

Edited By
R. F. RABE, M. D.

Authorized By
The American Institute of Homeopathy



BOERICKE & TAFEL
Philadelphia, Pa.

Copyright
1920



CONTENTS.

	PAGE
Preface	3
Homeopathic Pharmacy	15
Homeopathic Dosage	23
Remedies	27
The Inorganic Salts of the Human Body as Remedies	245





Preface

This volume has been prepared, with the official approval of the American Institute of Homeopathy, in response to a demand for authoritative and concise information in regard to the principles and practice of Homeopathy, on the part of physicians who have not had the opportunity of acquiring this knowledge during their medical course.

Every progressive physician to-day is endeavoring to add to his therapeutic armamentarium and is willing to accept and utilize any therapeutic measure which appeals to his judgment and which has stood the test of clinical experience. The wave of therapeutic iconoclasm, which reached its high-water mark a decade ago, is now rapidly receding. Its work has been accomplished and scientific medicine has been cleansed of the fallacies of poly-

pharmacy and of the dangers of thoughtless and massive drugging.

The thought of the profession to-day is now focused upon a new era of "curative therapeutics." By the term "curative therapeutics" as applied to drugs, vaccines and similar agents, we understand the administration of these substances for the express purpose of setting up such reaction in the various cells and tissues of the body as will result in the formation of antibacterial, antitoxic, or other immune substances, which bring about a restoration of the body to a state of health.

A few years ago, such a conception of treatment was foreign to the mind of the great majority of medical men. The so-called "rational" or "physiological" system of therapeutics was based upon the idea of administering drugs which either produced effects directly opposite to those manifested by the diseased condition which it was proposed to treat, or certain alterations in the functions of the body, which

the therapist believed would indirectly place the body in a condition favorable to recovery. Typical examples of such methods of treatment are, the administration of opium for the purpose of checking a diarrhea, or the administration of castor oil, upon the theory that the purgative action of this drug would remove from the intestines certain offending material, and this being removed, it was presumed that the intestinal tract would then return to its normal condition. Given ideal conditions, this method of therapy has proven to be of distinct value; but unfortunately, in the larger number of pathological conditions, because of our limitation of knowledge or of other factors beyond our control, it is impossible to apply such methods with success. Particularly is this true, when we enter the field of curative therapy, for, as has just been pointed out, remedies acting along so-called physiological lines have only an indirect relation to the curative processes, *per se*. In fact, the rule of simi-

lars is the only principle in modern medicine which conforms both to the strict requirements of modern science and to the practical needs of the physician at the bedside, in the selection of such agents for internal administration as have the power of setting up curative reaction in the cells and tissues of the human body.

It must be borne in mind that the homeopathic method does not include the whole practice of medicine; in fact, it does not even cover the entire field of drug therapy. It has nothing to do with the selection of drugs administered purely for physiological or palliative effects. It applies only to the administration of drugs, sera, or similar agents internally administered for curative purposes, and in this sphere of therapeutics, the principle of similars is absolute and supreme.

While the principle of similars laid down by Hahnemann, is the foundation stone of the homeopathic method, there are other important principles related to

it which must be understood, in attempting to apply homeopathy in the treatment of the sick. Briefly summarized, the essential principles of the homeopathic method are :

1. The rule of similars.
2. Drug provings (human).
3. Minimum dose.
4. Single remedy.
5. Totality of symptoms.

The rule of similars, as propounded by Samuel Hahnemann, briefly stated, is that, in the treatment of the sick, we are to administer the drug or other agent which is capable of producing symptoms similar to those from which the patient is suffering.

The results of modern medical and pathological research have confirmed this proposition in a much wider sense, perhaps, than even Hahnemann himself conceived. All our modern vaccine therapy is based upon the well-recognized fact that toxins or bacteria, capable of producing

certain specific groups of symptoms when introduced into the body, stimulate the cells of the body to a reaction, which results in the production of substances antagonistic to the organism or the toxins originally introduced; that drug agents are capable of producing similar cellular reactions has also been demonstrated experimentally, in corroboration of the large mass of clinical data which has been collated by homeopathic and other physicians during the past one hundred years.

The proving of drugs on the human body was instituted by Hahnemann as the only scientific method of ascertaining the exact effect of these drugs upon the human organism. The accuracy of this procedure will scarcely be questioned by any scientific man to-day. The Department of Agriculture gave abundant recognition of this fact when Dr. Wiley conducted an elaborate series of tests upon human subjects, as a method of ascertaining the exact effects of sodium benzoate.

The numerous fallacies incident to animal experimentation, as an accurate and final method of determining the action of drug substances upon the human being, are too well recognized to require elaboration.

The minimum dose or, more accurately stated, the administration of the remedy in the smallest dose which will give a curative result, is a natural corollary of the rule of similars.

One of the fundamental principles of protoplasm is its ability to react to stimuli, whether thermal, electrical or chemical. "Weak stimuli kindle life activity, medium stimuli promote, strong impede it and the strongest stop it." This law, laid down by Arndt as one of the fundamental biological laws,* is a complete and direct corroboration of the postulate of the homeopathist, that in dealing with drugs acting upon the cellular activities, it is essential for therapeutic purposes that we should avoid excessive stimulation.

The single remedy is the only scientific

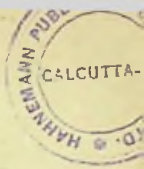
possibility in dealing with agents acting homeopathically. To state that specific bacteria produce specific antibodies is simply to repeat one of the fundamental facts of serum therapy. No one expects antityphoid vaccine, for example, to immunize the patient against any disease except typhoid fever. In the same sense, the homeopathic remedy is specific in its action, and there is no scientific excuse for administering more than one remedy at a time.

The totality of symptoms, is a matter which has been much misunderstood and concerning which a great deal of unnecessary argument has taken place. By this expression we mean, that in the selection of a remedial agent, the physician must take into consideration all of the manifestations of the disease in the patient, including both the subjective symptoms and the underlying pathologic changes. For purposes of accurate prescribing, we should first take account of the group of

remedies that are capable of producing the pathological changes similar to those which occur in the disease from which the patient is suffering, and then, by means of the subjective symptoms presented by the patient, we should be able to select from this group the particular remedy which will be specifically applicable to the case under consideration.

The application of the homeopathic method in the art of medicine, is a difficult one. Our knowledge of the action of drugs, sera, vaccines and other agents is far from complete, and the physician, no matter how industrious and conscientious he may be, will often fail to make the most of the information which is available to him. Despite these obstacles, which we may say are met within all fields of scientific endeavor, we believe that the homeopathic rule of similars offers to the physician the only principle for the selection of *curative* remedies known to medicine, and that the intelligent applica-

tion of homeopathic methods, will enable the physician to enlarge his sphere of usefulness and to bring about restoration to health, in many cases which have proved refractory to the traditional methods of treatment.



Homeopathic Pharmacy

Homeopathic medicines are prepared according to the "Homeopathic Pharmacopeia of the United States," which was adopted as the standard in 1897 by the American Institute of Homeopathy. This differs from the U. S. P. in that it provides for but two kinds of liquid preparations. These are tinctures (marked θ) dilutions, or potencies, which are made from the tinctures (marked 2, 3, or higher, or 2x, 3x, etc.). There are two kinds of solid preparations,—triturations and triturations compressed into tablets, called trituration tablets.

Its tinctures exceed in number many times those in the U. S. P., and have this peculiarity, that, wherever possible, they are made from fresh plants gathered at the time of their greatest activity. It is now generally admitted that "therapeutic actions in small doses can be better ob-

tained from preparations which contain the volatile constituents of the plant."

With very few exceptions these fresh plant tinctures (as well as a small number of tinctures which have to be made from dried substances) constitute a uniform ten per cent. drug strength.

This is done by a simple yet ingenious method. A given quantity of a fresh plant is weighed. This is then thoroughly dried and again weighed. The difference in weight represents the plant moisture or juice, and this is considered as so much water in the menstruum. By taking a sufficient quantity of the fresh plant, which, if evaporated, would contain one hundred parts of solids, and by then adding to the plant moisture a sufficient quantity of alcohol as a menstruum, sufficient to produce 1,000 parts of tincture—a tincture of ten per cent. drug strength is obtained. If the season of gathering is a dry one and the plant moisture diminished in consequence, sufficient distilled water is

added to the moist plant mass to make it equal the normal weight (the formula for which is given for each drug in the Pharmacopeia). In a wet season, the excess of plant moisture is to be deducted from the menstruum. This may be done by cautiously drying out the moisture until it is reduced to the normal.

Tinctures are prepared by maceration or by percolation. Percolation is mainly used for a comparatively small number of tinctures which have to be made from dried plants. The tinctures are marked θ , and could properly be also marked 1 or 1x dilution, on account of their 10 per cent. drug strength.

To obtain the remedy in the potentized form, which experience has shown to be frequently more efficacious than the tincture, one part of the latter is thoroughly shaken with nine parts of the prescribed menstruum of alcohol and distilled water, or with alcohol alone; this constitutes the 2 or 2x dilution, or potency. One part of

the 2nd dilution with 9 parts of menstruum and again thoroughly shaken makes the 3rd or 3x dilution, and so on by the same process to the 30th dilution or higher. In what are called the higher potencies ordinary chemical analyses fail to detect any material presence of the original substance and the spirit-like force, to which Hahnemann ascribed the virtue of these preparations, may probably be expressed in these modern times by the terms ionization or electronization. These liquid preparations are administered in various ways. From 4 to 10 drops of a tincture of a dilution may be stirred into 4 ounces of pure water, and given in teaspoonful doses.

For convenience in carrying, the liquids are poured over globules made of pure cane sugar. Disks or cones are also medicated in the same manner as globules.

A so-called tincture-trituration is sometimes used. This is made by adding 10 cubic centimeters of tincture to 10

grammes of milk sugar and rubbing them together in a mortar until thoroughly dry. The only advantage of this method is, that a liquid may be dispensed in a dry form. Its disadvantage is, that volatile constituents are apt to be lost during the process of drying.

Insoluble substances, such as some of the metals, metallic salts, etc., are prepared by trituration with milk sugar, a gritty substance admirably adapted to the purpose of breaking up the drug particles. As in the case of tincture, the strongest trituration is of $1/10$ or 10 per cent. drug strength. One part by weight of the drug is triturated with 9 parts by weight of finely powdered milk sugar until the largest drug particles do not exceed $1/500$ inch in diameter. This constitutes the first decimal trituration and is marked 1 or 1x or $1/10$.

One part by weight of this 1x trit. is triturated with 9 parts of milk sugar until the largest particles are not over $1/2000$

of an inch in diameter, This constitutes the 2x trituration, one grain of which should approximate 1/100 of a grain of the original drug. Some drugs, however, cannot be reduced to this degree of fineness.

The other triturations are to be made in the same manner from the preceding ones. The largest particles of the 3x trituration are not to exceed 1/4000 of an inch in diameter. In the fourth and higher triturations the microscope is not depended upon; but the same degree of trituration is given in each case, as was required to reduce the particles in the 2x trituration to the 1/2000 of an inch.

The Homeopathic Pharmacopeia of the United States contains a number of tests of triturations. Remedies have been triturated up to the 30x, and this is the preferred method for the preparation of all insoluble substances.

Sometimes dilutions are prepared from triturations. These are made by dissolv-

ing 1 grain of the 6x trituration in 50 minims of distilled water and then adding 50 minims of alcohol. After thorough shaking this is marked the 8x dilution. Subsequent potencies are prepared from this in the same manner as has been described under "dilutions." As a rule, however, the Pharmacopeia's direction, that insoluble substances are better reserved for trituration, is the best to follow.

The dose of a trituration is commonly said to be as much as will cover a dime, or from two to three grains, dry on the tongue. Triturations are compressed into tablets which contain 1 or 2 grains. These have the advantage of a definite dosage.

Homeopathic medicines are, therefore, very largely prepared on the decimal scale. The solid and liquid preparations are approximately the same in drug strength. They are prescribed singly, never by mixing two or more remedies. Alternation of remedies, *i. e.*, the administration of first one and then another remedy; and so on, is a practice not to be recommended.

Compound tablets, *i. e.*, those composed of more than one remedy, are not recognized in the Homeopathic Pharmacopeia.

Homoeopathic Dosage

In the chapter on pharmacy are given the directions for the preparation of remedies as they are made in accordance with the official pharmacopeia adopted by the American Institute of Homeopathy.

These directions are not, however, universally followed, but those laid down by the founder of homeopathy, Samuel Hahnemann, are commonly employed. Instead of the decimal scale, Hahnemann used the centesimal scale, *i. e.*, the proportion of 1 to 99. Many physicians continue to employ potencies made in accordance with Hahnemann's directions, which are to be found in 'The American Homoeopathic Pharmacopeia.

There is no law of dose, but at all times it should be remembered, that the smallest possible dose which will cure, is the one to be relied upon. Necessarily this sub-physiological dose will vary, in accordance

with the reaction of the patient, if known and with the stage, nature and severity of his disease. Hence potencies from the lowest to the very highest, may with confidence be employed. In acute diseases, the remedy which is indicated, may be given every one, two, three or four hours, depending upon the urgency of the case. As improvement becomes marked, the frequency of administration should be much lessened until, with a cessation of all symptoms, no remedy at all need be given.

If a liquid potency be employed, ten drops of this to four ounces of water, will be sufficient and of this mixture, teaspoonful doses can be given. If pellets or disks are dispensed, these can be given dry upon the tongue, to the number of two, three or more, depending upon their size; or they may be dissolved in the same amount of water as above stated for liquid potencies and then given in the same way.

If for any reason, the patient cannot swallow, a small amount of the liquid

mixture can be gently dropped between the lips and will be absorbed by the buccal mucous membrane, or may be placed in contact with any mucous surface. Potencies may, indeed, be given hypodermically, although this method of administration will rarely, if ever, be necessary.

In chronic diseases, two or three doses or even a single dose each day, will be sufficient. When the highest potencies are given, a single dose only, may be all that is required and this should be permitted to bring about all the improvement of which it is capable, before a repetition becomes necessary. The deeply acting remedies, such as the metals and minerals, are best given in this manner.

Perhaps the best explanation of the action of potencies has been given by Abrams, of San Francisco, in his work of investigation in the field of electronic reaction of homeopathic potencies.

Unless a tincture or the crude drug itself is used, the mere size or quantity of

the dose is of no importance. In the ordinary daily practice of physicians who use homeopathic medicines, the potencies ranging from the 3x to the 60x are mostly employed.

Medical Therapeutics

FOR

Daily Reference

Remedies

ACONITE.

This plant contains the very poisonous alkaloidal aconitin, which produces "a primary stimulation of the end organs of the sensory, motor and secretory nerves, which is followed by paralysis."

Locally applied, aconite produces numbness together with the abolition of the perception of sensations of heat and touch. It is anesthetic to mucous membranes.

Its internal administration results in a burning sensation in the upper digestive tract, followed by salivation, vomiting, and dryness. Aconite first produces diaphoresis by peripheral sensory irritation, but

later the skin becomes dry. The skin tingles and smarts and chilly sensations are prominent. Other effects of large doses are weakness, convulsions, dyspnea and loss of sight and hearing; the temperature falls, the heart's action becomes weak and paralysis of the respiratory center, together with the arrest of the circulation, due to paralysis of the medullary centers, causes death preceded by general collapse. The cortex is not attacked by aconite, hence consciousness is usually retained until death.

The circulation is profoundly influenced by aconite. Therapeutic doses produce a primary acceleration of the heart's action, caused by stimulation of the motor ganglia and followed by slow rhythm, as the result of vagus stimulation.

Aconite stimulates the vasomotor centers resulting, for a brief period, in contraction of the blood vessels; soon, the center becomes depressed, terminating in vasodilation, as is evidenced by flushing

of the skin. Therapeutic doses also bring about a lowering in blood pressure, caused by the slowing of the heart and vascular dilation.

Aconite is a protoplasmic poison, and in fevers, resulting from increased central stimulation, the temperature is lowered by metabolic depression. The dilation of the superficial blood vessels and the increased perspiration assist in producing this effect. It is probable, considered from the standpoint of pharmacology, that aconite also reduces the temperature of fevers by "a narcotic effect on the over-excited heat-regulating centers."

Maximum therapeutic doses of aconite probably cause more or less of a generalized congested condition of the various organs of the body. Especially is this true of the lungs, as has been observed in cases of poisoning in humans and in animal experiments.

"In the guinea pig it is found that aconite causes, in the lung, a distension of the

large and small blood vessels, which are filled with blood. A large amount of exudate is present and the separate lobules are consolidated. The general pathologic picture compares with that of lobular pneumonia."

Therapeutics.

Aconite: Here we have a remedy most often needed in the early stages of acute diseases of a sthenic character, more especially when these are characterized by high temperature, violence, great thirst, mental fear and restlessness, with apprehension concerning the outcome of the illness. Such patients are seldom ill, are usually robust and vigorous, but when sick are violently so. As exciting causes of their illnesses may be mentioned chilling from exposure to dry cold winds particularly, and violent emotional or psychic shocks, as, for example, the ill effects of fear or fright.

In febrile disorders the skin is hot and

dry, the pulse rapid and hard. Inflammations are impending or have just begun, hence exudation is as yet absent or scanty. Hemorrhages may take place and the blood is then bright red in color. The face is hot, irregularly red and the countenance depicts anxiety. Aconite patients are sure that they are going to die and are, in consequence, obsessed by forebodings and fear.

In the acute inflammatory diseases of infancy and childhood, with these general characteristics present, this remedy is of great value and is frequently indicated in bronchitis, pneumonia, laryngitis and the acute exanthemata, particularly measles. In croup, a dry ringing cough, hoarse in sound and painful, together with high fever, thirst, anxiety and restlessness, will call for this remedy. Likewise in the sudden, violent attacks of enterocolitis so often met in summer, where the stools are slimy, grass green or of pure blood, Aconite will quickly modify these severe symptoms.

In the early stages of acute pleurisy or of pneumonia in adults, similar symptoms will demand this remedy. Pain, when present, is sharp, stitching, lancinating in character and always severe. The complaints demanding aconite are commonly aggravated at night, especially before midnight and are relieved when copious sweat appears.

Neurasthenics who are fearful in crowds and who are obsessed by forebodings of evil, will often be helped by this remedy.

Characteristic Symptoms of Aconite.

1. Numbness and tingling in all parts.
2. Skin dry, burning hot with intense thirst for cold water; red face sometimes changing to pale.
3. Croupy cough, awaking in first sleep, particularly with children after dry, cold west wind.
4. Conjunctivitis resulting from exposure

to dry, cold wind, from surgical operations, or from a foreign body in the eye.

5. First stages of inflammatory fevers, before localization, eruption, or exudation has occurred, characterized by *great anxiety* and *restlessness*, often useful in chilly stages, before febrile symptoms have developed.
6. Hemoptysis; the blood comes up with an easy hawking, hemming or some coughing, either after mental excitement, after drinking wine, or exposure to dry cold air.
7. Numbness of the left arm, can scarcely move the hand.
8. From rising up, the red face turns deadly pale.
9. Heat with thirst, hard full frequent pulse, anxious impatience, inappeasable, beside himself, tossing about with agony.
10. After a fright, with vexation during menses, to prevent suppression.

11. After a violent chill, dry heat and lancinating pain in the chest.
12. Complaints, especially respiratory, from sudden suppression of perspiration by exposure to cold, especially cold winds.

ANTIMONIUM TARTARICUM.

A capillary poison producing vasodilatation of peripheral origin. The drug is toxic and irritates tissue cells. Its irritating effect upon the stomach results in nausea and vomiting. When applied to the skin a local dermatitis results, which may terminate in pustules. *Antimonium tartaricum* is decomposed by acids with the formation of directly acting compounds. Hence, when applied to the skin, necrosis occurs only in those areas where it is decomposed by an acid secretion and changed into an active form, *e. g.*, in the mouth and follicles of the cutaneous glands.

The irritation produced by the drug

upon the stomach and skin produces nerve reflexes; salivation and an increase in the gastric secretions are thereby produced.

Diarrhea is another physiological effect of antimony; collapse, due to a direct depressant toxic action on the heart muscle, follows if the amount taken is much above the therapeutic dose. In addition to the slowing of the heart, the blood pressure is lowered.

Fatty degeneration of various organs has been produced by the prolonged use of salts of antimony. (Some authorities consider the so-called "fatty degeneration" to consist rather of an unequal distribution of fat in the body, its total amount remaining unchanged, than an actual tissue change.)

The respiratory tract is influenced by *Antimonium tartaricum*. The bronchial secretion is increased and in subacute cases of poisoning a capillary bronchitis has resulted. Animal experimentation (guinea pig) shows that "consolidation of

the lung is produced and that the preponderance of leucocytes in the exudate is diagnostic of gray hepatization. Desquamated epithelium is found in the bronchial exudate."

Excretion of the drug takes place by the respiratory tract, urine and feces.

Therapeutics.

Tartar emetic: This remedy is indicated in torpid phlegmatic patients who are melancholic, bad humored, who despair of recovery and complain of an indescribable anxiety and oppression of the chest and stomach. Subjects at the extremes of life.

Its great characteristic is large accumulations of mucus in the bronchial tubes, expectorated with difficulty, as is observed during the second stage of broncho-pneumonia when the bronchi are loaded with mucus. There is short, hoarse, weak, nearly suffocating breathing, with whistling noise; throat expands with difficulty,

the head is thrown backward with great anxiety and prostration, the face is livid and cold and the whole body may be covered with a cold perspiration. The pulse is feeble and accelerated. It should be remembered in bronchial catarrh of children and the aged. The child may exhibit sudden and alarming symptoms of suffocation. In the aged it is useful in chronic bronchitis, and especially for the acute exacerbations occurring in these chronic cases, when associated with emphysema. There is an abundance of mucus in the bronchial tubes, but the expulsive power of the cough is feeble. Cyanosis is common and the patient suffers from a dyspnea which causes him to sit up. A condition of asphyxia may be present if the aeration is deficient. It should be remembered in cholera morbus with bronchial catarrh, when there are nausea, vomiting, loose stools, prostration, cold stupor or drowsiness. Through its action on the skin in general, it is a most important rem-

edy in variola during the stage of pustulation, with deep red areola, which leaves cicatrices. The patient craves acids or alcoholic stimulants.

Weakness, prostration, drowsiness, are characteristic.

Characteristic Symptoms of Tartar emetic.

1. The head trembles, particularly when coughing, with an inward trembling and drowsiness, more in the evening and in warmth.
2. Beating and throbbing in all the vessels of the body.
3. Painful urging to urinate, scanty discharge, dark red or bloody, with stitches in the bladder and burning in the urethra.
4. With children much rattling of mucus in the chest, sometimes vomited.
5. Coughing and gaping consecutively, particularly children, with crying or

dozing, and twitching of the facial muscles.

6. Intense and long-lasting nausea and vomiting, with great anxiety.
7. Thick eruption like pocks, often pustular, large as a pea.
8. Cannot keep the eyes open, irresistible sleepiness, and dull stupefied sleep; when awake, hopelessness and despair, or chill and fever, or vomiting of food.
9. Prostration, especially in bronchitis or in bronchopneumonia. Cyanosis.
10. Heat aggravates; cool air relieves.

ARSENICUM ALBUM.

We probably have more positive and reliable information concerning the action of *Arsenicum* than of any other remedial agent. Our knowledge concerning its action and uses, comes from homœopathic provings, thousands of cases of accidental and intentional poisoning, and from ex-

tensive experimental studies. Only a brief summary of its effects can here be given.

“A certain degree of resistance to arsenic may be produced; the reaction is, however, non-specific. The drug is fixed by the nucleus with which it enters into a very firm combination. *Arsenicum* kills cells and stimulates autolysis. The immunity against arsenic depends entirely upon a reduction of absorption in the intestines; the longer the drug is taken, the less appears in the urine and the more in the feces. If it be injected subcutaneously no immunity or resistance is produced.”—Wells. “All arsenical combinations which are capable of reacting chemically are pharmacologically active, producing effects which in the last instance are due to the action of the anion AsO_3 or AsO_4 .”—Halsey.

The pharmacological action of *Arsenicum* shows that it affects especially the following tissues:

- (1) Mucous membranes. Practically

all of these are involved; symptoms common to all structures of this type are: inflammation with burning pains; acrid discharges; edematous conditions due to increased permeability of the capillary walls; ulceration, and bloody discharges may ensue if larger doses have been taken over a longer period of time. Degeneration and exfoliation of intestinal epithelium may occur. In the nose a rhinitis is an early symptom of arsenical intoxication and in the throat a severe angina may develop. In general it may be said, that many of the disturbances of mucous membranes accompanying the more common systemic and local diseases, such as influenza and coryza, are closely counterfeited by the action of *Arsenicum*.

(2) The Stomach. In addition to the above symptoms, due to the irritating action of arsenic upon mucous surfaces, there are other effects produced in the stomach, due to the differentiated form of this tissue. Nausea and vomiting are the

most important of these, and they may follow from the hypodermic use of the drug, as well as from its oral administration. *Arsenicum* is capable of producing all of the phenomena, pathological and symptomatic, of a severe attack of gastritis. The red and swollen mucous membrane of the stomach may contain hemorrhagic areas and its epithelial coat may undergo fatty infiltration. An intense thirst accompanies these conditions.

(3) The large intestines. Changes observed upon mucous surfaces in general are produced in the large intestine, but in addition to these, a few other reactions are seen. If the dose of the drug has been sufficiently large, an enteritis results. A capillary paralysis causes "a profuse transudation of serous fluid into the intestines, whose epithelium, being here and there in a state of fatty degeneration, is raised up, and with the masses of the exudate may form a pseudomembrane. A profuse watery diarrhea results, the stools

containing shreds of mucous membrane and at times blood. As the mucous membrane of the intestine is directly injured as a result of the stasis, and probably in part also by the arsenic excreted through it, it is not able to resist the attacks of the bacteria to which it is constantly exposed, and parts of it succumb to a rapid destruction, so that ulcers may be formed (toxic autolysis). Necroses, therefore, are likely to be more extensive and severe, in the large intestine than in the small intestine, which contains relatively few bacteria."—Halsey.

The stools are painful, the rectum burns, and the typical rice water discharges of Asiatic cholera, together with the general pathology of this condition, may be so closely simulated by the action of arsenic, as to make a clinical distinction between the two conditions exceedingly difficult.

(4) The skin. The irritating action of arsenic upon the skin results in inflammation. Its local application in paste

form, causes all of the attendant effects of an acute dermatitis, with fatty degeneration of the epithelium. A severe reaction is manifested by necrosis and ulceration. These symptoms do not immediately make their appearance, since arsenic does not possess the corrosive action of the strong acids. Its local effects are more pronounced when a raw or epithelial surface is involved, than when applied to the skin. Precipitation of protoplasm does not occur, all of the reactions of the skin to the poison being due, instead, to the severe inflammation it establishes. Practically all of the manifestations of many skin diseases, may find their effects duplicated by the action of arsenic. Thus, measles, scarlatina, herpes zoster, erysipelas and eczema may resemble the different forms of skin symptoms, which arsenic is capable of producing. Dead tissue is apparently not attacked by arsenic; it seems to form combinations with living cells only. An "arsenic melanosis" is one of the rarer

forms of skin manifestations produced by arsenic; Cushney states that "it seems to be due to the deposition not of an arsenical compound, but of some organic product in the deeper layers of the corium."

(5) The Circulation. The blood pressure is not appreciably influenced by ordinary doses, but a considerable fall in the pressure results from large doses, given intravenously. In chronic poisoning the drug injures the vessels, causing edema by transfusion, and this may cause a lowering of the blood pressure. Fatty degeneration of the heart and arterial system, has also been produced by the prolonged use of arsenic. During attacks of nausea and vomiting, the arterial blood pressure may appreciably fall and the pulse become small and weak. Capillary paralysis may also ensue in severe cases of poisoning, resulting in serous exudates and hemorrhage.

(6) The Liver. "It causes acute yellow atrophy of the liver, by severely in-

juring the liver cells without destroying the autolytic enzymes, so that the cells die and undergo a rapid autolysis."—Wells.

(7) 'The Bones. Arsenic produces stimulation of the growth of bone. Experimentally, there is produced a longer bone with a thicker cortex and epiphyseal connection. These changes have been observed in young animals, such as rabbits, pigs and fowls. It has not been determined that older animals or that the adult human is similarly affected.

(8) 'The Blood. There is some evidence to show that arsenic causes an increase in the number of the erythrocytes; but the question is undetermined. The literature abounds with conflicting statements in regard to the action of arsenic upon this tissue. Cushny states that "after hemorrhage, the blood is said to regenerate more quickly if arsenic is given, and the number of red cells rises faster than the hemoglobin." Halsey says that "it appears to be well established that

arsenic exerts an action very similar to that of iron, on the hematopoietic organs. This is indicated not only by clinical evidence, but also by Bettmann's and Stackman's findings in the bone-marrow of animals treated with arsenic."

(9) Metabolism. Arsenic, in small doses, retards oxidation and stimulates the processes of growth and assimilation. In general, anabolic functions are increased as compared to katabolism, which is decreased. The dosing of young animals with arsenic, has produced a decided increase in weight, as compared with untreated animals of the same litter. Larger doses cause an opposite effect; they cause katabolism to gain the ascendancy over anabolism. "Among these effects are injury and abnormal destruction of the red cells and as a result of this, the development of jaundice, while the nitrogen balance indicates an increased destruction of proteids and at the same time the respiratory exchange of gases is diminished.

Fatty degeneration of the organs also ensues, lactic acid appears in the blood and in the urine, and the liver loses its power of forming glycogen."—Halsey.

There are several prominent symptoms produced by arsenic which are of such great importance from the standpoint of homeopathic therapeutics, that they will now be stated and emphasized in detail, as several of them could not find convenient mention in the preceding topics.

(1) Burning pains. Especially seen in the mucous membranes of the eye, nose, throat, and intestinal tract.

(2) Restlessness. Seen in severe, usually acute, systemic diseases, as typhoid fever, influenza, and the different intoxications.

(3) Periodicity. The occurrence of many different symptoms at stated intervals, in chronic conditions especially, is duplicated by the periodicity of certain of the effects of arsenic in chronic forms of this kind of poisoning.

(4) Nightly aggravation of all the pains. Several diseases are characterized by a nightly aggravation.

(5) Great thirst for small quantities of water and very often. A symptom seen clinically, in certain conditions.

(6) Relief of many pains and symptoms from warmth. This is the "modality" of the remedy and corresponds clinically to forms of nervous and other diseases characterized by this manner of relief. The above are termed "characteristic symptoms" of *Arsenicum*; there are a few more, but these are the most important. Whenever, generally speaking, any disease has, as a prominent symptom, one or more of these characteristic symptoms, *Arsenicum* is apt to be indicated in the case.

Drugs are usually, if not always, used in therapeutics from the standpoint of physiological action, whenever, in any given case, the physiological action of the remedy will relieve any one or more of the patient's symptoms. For example, adrenalin

is of benefit in asthma, from the non-homeopathic standpoint, because the physiological action of this drug is to overcome bronchial spasm: hence the patient experiences, for a time at least, relief from his difficult breathing.

In the case of arsenic, however, it will be observed that this drug is rarely used to produce physiological effects, and thus to relieve disease, because there are no effects of this nature which might benefit pathological (diseased) conditions. No one wishes to produce in any individual, burning pains, thirst, periodicity, etc., hence its employment upon physiological indications is unusual.

From the standpoint of the homeopathist, however, who uses a drug to cure a condition similar to that which the drug produces, it will be seen, that, because of the close similarity between many of the effects of arsenic and those of many common diseases, that this drug is a very useful and important remedy.

Therapeutics.

Arsenicum album: The range of action of this powerful drug is, of course, wide and the degree of its action profound indeed. Hence it is likely to be needed in many conditions of varying kind and degree. Certain characteristic indications will always stand out when *Arsenicum* is required and these it is necessary to know. Above all, prostration, often out of all proportion to the length or nature of the illness, is of importance. Marked physical and mental restlessness, a sort of mental anguish, together with apprehension and uneasiness will all be present. Burning pain or sensations are highly significant and an unquenchable thirst for sips of cold water, frequently repeated, is decidedly typical. Water thus drunk will often be vomited at once, causing great distress in the stomach; this is especially pronounced in acute gastritis for which *Arsenicum* is frequently the best indicated

drug. Ptomaine poisoning needs this medicine many times, in which condition it has often proved itself most valuable.

Arsenicum will be indicated in any febrile disturbance, no matter how caused, when the characteristic indications already mentioned are in evidence. Typhoid fever will naturally find a remedy, therefore, in this great medicine and fevers of plasmodial origin will also demand it. In melancholia, *Arsenicum* is indicated by the profound mental depression, together with strong suicidal impulse. Despair of recovery, fear of death, are further striking indications. All secretions of *Arsenicum* are thin, burning, hot and excoriating in nature, also of foul, putrid, even cadaveric odor, hence malignant, cancerous ulcerations are apt to be at least benefited or palliated by the remedy

Arsenicum is a chilly remedy, *i. e.*, the patient requiring this medicine is sensitive to cold and demands much heat, which ameliorates his condition generally. The

only exception to this is in the headache, which is ameliorated by cold applications or in the open air. Diarrhea, in which prostration is marked and where the stools are offensive, dark or even black in color, acrid, burning and lenteric, will need this remedy when the peculiar thirst and restlessness are also present. Neuralgias, often of malarial origin, may need *Arsenicum*; pains are burning, tearing and unbearably severe, partly ameliorated by the application of heat and are frequently periodic in their recurrence.

In the treatment of skin diseases this great remedy is of value where the eruptions are dry, scaly and rough, itching and burning, relieved by heat. Cardiac conditions which are marked by weakness, palpitation and dyspnea, or asthmatic attacks which compel the sufferer to sit up and which are worse at night, especially soon after midnight, will often require *Arsenicum*.

A coryza in which there is chilliness,

stoppage of the nose, much sneezing, fatigue, with a hot burning watery, ex-coriating discharge will need *Arsenicum*. The patient feels better in the warm room. Tubercular diseases such as pulmonary phthisis, will call for *Arsenicum* when profound weakness and the typical diarrhea and restlessness are present. Such cases show decided, often rapid emaciation, which is another valuable indication for this remedy.

Arsenicum patients always feel worse at night, especially after midnight and this indication will be found in almost any condition for which the remedy is suitable.

Characteristic Symptoms of *Arsenicum album*.

1. Great restlessness and utter prostration.
2. Unquenchable, burning thirst, drinks often, but little at a time; water disagrees.
3. Disordered stomach after eating fruit or ice cream.

4. Violent burning pains in stomach and abdomen with intolerable anguish.
5. Black stools, thin and watery, with great prostration.
6. Oppression of breathing, prostration from walking fast, or ascending a height.
7. Burning pains, especially in inner organs, skin and ulcers; relieved by heat.
8. Bran-like, dry, scaly eruptions, with itching and burning, the latter increased by scratching, followed by bleeding.
9. Suffers worse after midnight.
10. Poisoning from decayed or morbid animal matter, by inoculation, inhalation or swallowing.

BAPTISIA.

The effects of *Baptisia* upon the human being are well known, yet the mechanisms involved in their production and the exact tissues affected remain to be determined.

Judging from the symptoms obtained in the provings it appears as though the mucous membranes of the intestinal tract, the cerebrospinal nervous system, the blood and the lymphatic glands are the tissues affected.

Presumably, either the gastro-intestinal tract or the blood, or possibly both, are primarily involved and the other organs react as the result of a disturbance of the connecting physiological process, due perhaps to absorption of bacterial toxins.

Baptisia contains the poisonous baptitoxin which causes vomiting, diarrhea, increased reflex action, and death by asphyxia, of central origin. The assertion is made that *Baptisia* stimulates suprarenal secretion. The action of *Baptisia* upon the intestinal tract results in the production of a change in all the secretions, which become putrid in character. It seems to produce a congestion of at least the lower portion of the bowel, with a subsequent catarrhal inflammation, accom-

panied by tenderness, distention and a diarrheic stool. Other effects noted are, coated tongue, loss of appetite, dullness of the perceptive faculties, rise in temperature, and, everything considered, a reaction similar to many of the symptoms of typhoid fever. It cannot be positively stated that the drug affects Peyer's patches, but apparently it does so.

The cerebrospinal nervous system is profoundly affected. It is conjectural whether this tissue is primarily or directly irritated, or whether it becomes so, dependent upon a toxemia resulting from the general disorganization of the blood which *Baptisia* produces. In all probability the latter is the reason. The depression, confused mentality, prostration, and paralytic symptoms caused by the drug are evidences that the cerebrospinal system is affected.

Baptisia affects the quality of the blood, but the exact changes which take place cannot be stated. There are reasons for

the assertion that the blood becomes disorganized, but the minutiae of the pathological conditions have not been studied.

It is believed that, as a result of the changes in the mucous membranes and the blood, the lymphatic glands undergo a change of structure; abscess formation has been noted.

The whole group of effects caused by *Baptisia*, is similar to those resulting from the absorption of endotoxins, especially those of typhoid fever.

Therapeutics.

Baptisia: In this remedy we have one which corresponds to conditions found in low fevers, where prostration, apathy and a marked tendency to disorganization of the blood exists. Perhaps the greatest characteristic of this remedy is foulness or putridity. All its discharges have a decidedly foul odor. To the *Baptisia* patient the bed feels too hard, he aches all over and feels sore, but is at the same time too

sick to move. Mentally he is dull and confused, at times imagines himself to be two persons or believes that he is separated and that he is scattered about the bed. In vain he tries to get himself together again. The countenance is dusky, besotted in appearance, the breath foul, sordes on the teeth, the tongue heavily coated, dry and with a brownish streak down the center. Diarrhea is prominent, with dark, brownish, extremely foul smelling stools. The patient is at all times drowsy, stupid and languid.

Such a symptom picture is naturally common to typhoid fevers or to those of septic or toxemic origin. In cases of severe influenza even, this medicine, under the above circumstances, may be required.

Characteristic Symptoms of Baptisia.

1. Delirious stupor, falls asleep while answering a question, or when spoken to.

2. Body feels scattered about, tosses around to get the pieces together, cannot sleep because he cannot get the pieces together.
3. Head feels large and heavy, with numbness of head and face.
4. Confusion of mind as if drunk; wild, wandering feeling.
5. Face hot, flushed and dusky, or dark red with a besotted expression.
6. Tongue white, with reddish papillæ, followed by yellow-brown coating in center, edges dark red and shining, or dry and brown down the center, cracked, sore and ulcerated.
7. Fauces dark red, dark putrid ulcers; tonsils and parotids swollen; can only swallow water, no pain, but great prostration.
8. Offensive, dark brown, mucous or bloody stools, with typhoid tendency.
9. Difficult breathing, the lungs feel tight and compressed, must have fresh air.

10. Feels as if lying on a board, must change position, the bed feels so hard.
11. Indescribable sick feeling all over, feels weak, tired and bruised.

BELLADONNA.

Belladonna owes its activity to the presence of atropin. No drug used in medicine has a more pronounced physiological action. From its local application there results anesthesia, because of a paralysis of the sensory nerve endings. The superficial blood vessels are dilated and when applied to the eye, or taken internally, dilatation of the pupil results from paralysis of the oculomotor endings. The intra-ocular tension is increased and the power of accommodation lost.

Following poisonous doses there is a psychic stimulation of the cerebrum. The individual becomes talkative, and manifests his reaction to the poison by laughter and hallucinations terminating in delirium and mania. After a time, depression of

the cerebral hemispheres sets in, as shown by drowsiness, coma and convulsions.

Belladonna, but especially atropin, in therapeutic doses, strongly stimulates the respiratory centre. In fatal cases of poisoning death is due to paralysis of this centre. *Belladonna* stimulates the spinal cord, the effects being like those caused by strychnin, but they are not so pronounced and only occur late, in poisoning.

Belladonna diminishes the secretion of saliva, sweat, mucus and gastric juice. All of these effects are due to paralysis of the nerve endings in the glands. Therapeutic doses check, or abolish the normal peristaltic movement of the intestines. *Belladonna* produces paralysis of the vagus endings and the heart beat becomes faster and stronger. The dilatation of the peripheral vessels causes a decided flushing of the skin. In cases of poisoning the temperature has risen several degrees.

Among the more prominent symptoms, aside from those already mentioned, pro-

duced in man by physiological doses of *Belladonna*, are: dryness of the throat, difficulty in swallowing, thirst, these being due to the lessened secretion of mucus. The skin is dry, red and hot, the power of contraction of the bladder, ureters, uterus, spleen and esophagus is decreased, from depression of the motor nerve endings.

Therapeutics.

Belladonna: In this remedy we have as a great characteristic, the throbbing, burning and pulsating nature of its pains, together with great violence and suddenness of the appearance and disappearance of symptoms. In any disease requiring *Belladonna*, a flushed red face will be found, with rather large pupils and a full, round, bounding pulse. Cerebral congestion is, therefore, marked in this drug and this is substantiated by the character of its delirium, which is noisy and combative in character—patients bite and kick, scream and attempt to escape.

The well known dryness of the throat which this drug produces, serves as an important indication for it in the treatment of tonsilitis or of any active inflammatory throat condition. A constant inclination to swallow, with a sensation as though swallowing over a lump and the occurrence of pharyngeal spasm, are further indications. The tongue is swollen and has the typical strawberry appearance so often found in scarlet fever, for which disease *Belladonna* is most often indicated when, with the characteristics already mentioned, we find a smooth redness of the skin. The headaches of this remedy are congestive in type, throbbing, pulsating with hot red face and dilated pupils; the pains are worse from any motion, from jarring or stepping; and this indication will be found in almost any condition for which the drug is useful.

Belladonna is believed to possess the power of prophylaxis in scarlet fever and its efficacy in this respect has been attested

to by many physicians. In most diseases *Belladonna* is right-sided, which is to say that the right side will be first or more often affected, where this remedy is required.

Belladonna complaints are apt to be made worse by the heat of the sun, hence it is a very useful remedy in the treatment of sunstroke. In local inflammatory conditions, such as threatened abscess formation, boils, mastitis, etc., the inflamed part will be bright red, hot and exceedingly painful. In any acute disease where this remedy is needed, a hot head and cold extremities are certain indications. In croup, a red, hot face, widely dilated pupils and a deep barking cough will be found.

Hemorrhages, when they take place in *Belladonna*, are of hot, red blood, gushing in character. In menorrhagia this state is likely to be present and especially so in women who are plethoric and whose menses are habitually early. Locally, the parts feel hot and dry.

Any abdominal inflammation, violent,

sudden and active in character, such as pelvic peritonitis or appendicitis in their early stages before pus has formed, may require *Belladonna* and will be much helped when the typical characteristics above noted, are present.

Many of the complaints in which this drug is useful are aggravated in the afternoon, about three o'clock. *Belladonna* is useful in the ill effects of checked perspiration or of sudden cold, likewise from drafts. In acute rheumatic fever it will be found valuable when the case is active, sthenic in character and where the inflamed joints are of smooth shiny redness, extremely sensitive to the slightest touch, motion or jar, together with high temperature, full bounding pulse, dilated pupils and red face.

Characteristic Symptoms of *Belladonna*.

1. Fear of imaginary things, wants to run away from them.
2. Vertigo when stooping, or when ris-

- ing after stooping, falling to the left or backwards, with vanishing of sight and flickering before the eyes.
3. Intense throbbing headache; worse from noise, light or jarring, and from leaning forward; better when bending backward.
 4. Face glowing red, hot and swollen.
 5. Tonsillitis, worse on right side, parts bright red, worse on swallowing liquids. Sensation of a lump in throat.
 6. Pharyngitis, and other throat affections, characterized by intense hyperemia and dryness of the parts, and tendency to spasmodic contraction.
 7. Pains, particularly in the abdomen and pelvis, come on suddenly, continue violently a longer or shorter time, and disappear as suddenly as they came.
 8. Tenderness of the abdomen is aggravated by the least jar of the bed or the chair on which she sits. She

is obliged, in walking, to step with great care, for fear of jar.

9. Peritonitis and other inflammations of the abdominal viscera, characterized by great distention and sensitiveness to touch and motion; extreme pungent heat and violent pain.
10. Menorrhagia or metrorrhagia: blood bright red; in plethoric subjects.
11. Dry cough from tickling in the larynx, usually worse in the evening after going to bed.
12. Pulse accelerated, full and bounding, violent throbbing of the carotid and temporal arteries.
13. Wants to sleep but cannot.
14. Takes cold in every draft of air, especially when uncovering the head; complaints from having the hair cut.
15. Usually worse after 3 P. M., and again after midnight.

BRYONIA.

This remedy produces in the individual a group of symptoms so similar to the effects of common diseases, that it is one of the most frequently used remedies. Some prescribers would classify it as our most valuable and most frequently indicated medicine. The diseases which present this similarity to the symptoms of *Bryonia* are, bronchitis, pleurisy, pneumonia, rheumatism, constipation, typhoid fever, headache and influenza. There are many others, but perhaps these are the diseases for which it is more commonly prescribed.

The following are among the most prominent and characteristic effects of the drug:

1. Large doses act as a hydragogue cathartic; this effect is soon displaced by the opposite symptom—constipation.

2. The pleura and lungs become involved; the former tissue undergoes a pleuritis and in the latter, are produced

many of the pathological and symptomatic expressions of a pneumonia.

3. Symptoms of articular rheumatism; the joints are swollen, hot and shining.

4. All serous membranes with their contained viscera, are congested or inflamed. The liver is congested and is the seat of stitching pains.

5. All mucous membranes become dry. This is expressed by thirst for large amounts of water, and by constipation.

6. The synovial membranes are inflamed, a mild delirium may develop, an intense dull, "splitting" headache appears, gastric distress is present, the heart and kidneys become congested and a typhoid-like condition is manifested. Arterial tension and the frequency of the pulse are lessened.

7. *Bryonia* produces pains and in general they are sharp, stitching in character. All of the pains or symptoms of *Bryonia* are intensely aggravated by motion and many of them are ameliorated by warmth. Rest and pressure relieve.

Therapeutics.

Bryonia: The keynote of this remedy is found in the statement, "all symptoms are aggravated by even the least motion," and this characteristic will be found running through all complaints needing this medicine. *Bryonia* affects the serous membranes, producing dryness and inflammation, hence sharp, stitching or cutting pains are common. Such symptoms are found in pleurisy and pneumonia or in peritonitis, in all of which diseases, this great remedy is of paramount importance. Anything which limits or inhibits motion, will, therefore, relieve the pain to some extent, consequently the *Bryonia* patient lies upon the affected or painful side, or seeks to make pressure upon that side. This is an observation of great value in the selection of *Bryonia* and will serve to differentiate it from numerous, more or less similar remedies.

Mentally, the patient is irritable when

sick, dislikes to be disturbed, feels greater discomfort when the room temperature is at all too high, hence likes and feels better in the cool open air. In the early stage of typhoid fever this remedy is often needed, when dry cough is present, constipation, aversion to any effort or attempt at motion, dry mouth and lips, tongue thickly coated white or yellow, decided thirst for large amounts of water, at infrequent intervals. The patient may be mildly delirious and then asks to be taken home, or talks indefinitely about the business of the day.

In pneumonia, especially croupous, with or without an accompanying pleurisy, *Bryonia* is often indicated and frequently follows *Aconite*. The patient has a dry hard, painful cough, which he seeks to suppress as much as possible; his breathing is shallow and quick, each effort at deep inspiration causes intense cutting pain, which the sufferer tries to minimize by lying upon the painful or affected side.

The sputa are scanty, mucopurulent and rust colored.

Headaches which are caused by overheating and in which there are bursting, throbbing or shooting pains aggravated by any motion, but relieved somewhat by cold applications or firm pressure, will be helped by the remedy. In acute rheumatic arthritis, *Bryonia* is very often needed. The joints are swollen, red, extremely painful, especially from the least attempt at motion. Dry mouth and lips and the typical thirst and tongue already mentioned, will be present, as well as constipation with little or no desire for stool. Attempting to sit up, causes faintness and vertigo. The pulse will be found to be full, quick and hard.

In repercussed eruptions or in those which appear slowly, as may be found the case at times in measles, this medicine is of signal service; also in vicarious menstruation when nosebleed takes the place of the normal monthly flow.

Many gastric ailments will require *Bryonia*, especially when bitter taste, thickly coated white tongue, dry mouth, thirst and a sensation of a lump in the epigastrium are complained of.

Mastitis finds a useful remedy in *Bryonia*. The breast is stony hard, red, inflamed, with sharp cutting pains, worse from respiratory movement, or any motion of the patient.

Characteristic Symptoms of *Bryonia*.

1. Very irritable, inclined to be angry.
2. Sensation when in bed as though he were sinking deep down.
3. Headache from ironing, or from washing the perspiring face in cold water.
4. Parched and dry lips, likes to moisten them often, mouth dry and thirsty for cold water.
5. Delirium about his business, worse at night, after 3 A. M.

6. Anxiety about the future; she fears she has not the wherewithal to live.
7. Frequent drinking of cold water relieves the bitter taste and the inclination to vomit.
8. Sitting up in bed causes nausea and fainting.
9. Gastric affections, dry mouth and tongue, tongue coated white, giddy when stooping or rising, forehead heavy, taste bitter, food lies heavy, pit of stomach sore to touch, constipation, etc.
10. Constipation, stools hard and dry as if burnt.
11. Coming into warm room from cold air excites cough.
12. Joints red, swollen, stiff, with stitching pains from slightest motion.
13. Complaints when warm weather sets in after cold days.
14. Sharp stitching pains in the chest, cannot bear to move or draw a deep breath.

15. Sore, bruised pain in muscles of nape, as from taking cold, also in lumbar region or small of back.

CALCAREA CARBONICA.

This remedy, prepared by trituration of the middle layer of the oyster shell, and, therefore, known also as *Calcarea ostrearum* is pure carbonate of lime, hence should be of value in the diseases of infancy and early adolescence, and so we find it.

Flabbiness of tissue, laxness, obesity, and easy, copious sweating are among its striking indications. Infants in whom glandular enlargements are in evidence, with profuse head sweating during sleep, unduly prominent abdomen, tardy teething and walking, and delayed closure of the fontanelles, will certainly need this remedy. Such infants usually have big heads and a tendency to curvature of the long bones, as well as sour stools, often clay-like in appearance and color. In short,

rachitis frequently presents a picture of *Calcareo* and when the similarity is exact, this remedy will bring about most astonishing improvement.

The *Calcareo carbonica* patient is extremely sensitive to cold and damp or to weather changes, bathing, or working in water. Likewise do we find the complaints requiring this medicine, to be aggravated by exertion, particularly that of ascending, which causes shortness of breath and palpitation.

A tendency to local sweats is generally present, particularly sweats of the head as already stated, of the chest, palms and especially of the feet, which are cold and clammy.

Women often need this remedy, when they are stout, flabby, sluggish, easily fatigued by even slight exertion and when they habitually menstruate too freely, too often and for too long a time. In such women, the breasts are frequently swollen and painful before the menses,

Thus it will be seen that uterine subinvolution, menorrhagia or even uterine fibroids in their earlier stages at least, may be greatly helped or at times cured, by this remedy.

In pulmonary tuberculosis in the type of patients above described, *Calcareo carbonica* will be of help. The sputa are purulent and yellow.

It should not be forgotten that this remedy has a wide range of action and usefulness and will be helpful in any condition of disease, when indicated by its prominent characteristics.

Characteristic Symptoms of *Calcareo carbonica*.

1. Head too large, fontanelles not closing.
2. Itching of the scalp, children scratch their heads when their sleep is disturbed or they are awakened.
3. In teething children, milk disagrees, may be vomited in curds, or pass the bowels in the same manner.

4. Difficult first dentition.
5. Sour taste in mouth, or of the food, sour vomiting, especially during dentition, also sour diarrhea.
6. Pit of the stomach swollen, like a saucer turned bottom side up. Strong craving for eggs.
7. Menses several days too early and copious.
8. Chronic rheumatism and other troubles caused by working in water.
9. Feet constantly cold and damp, as if she had on cold, damp stockings.
10. Tendency in children and young persons to grow very fat.
11. Very sensitive to the least cold air, which goes right through her.
12. Weak and sick for several days after coition.
13. Especially indicated in fair, plump children, those of a leucophlegmatic temperament.

CANTHARIDES.

This drug has very irritating properties, is very poisonous, and exerts its action chiefly upon the mucous membranes of the genito-urinary tract and the skin. It contains cantharidin. The mucous surfaces become congested, and inflamed.

The kidney is very sensitive to the action of cantharides, which produces a parenchymatous nephritis, the glomerular portion being the first involved. "The protoplasm of the epithelial cells of the tubules is in an extreme state of degeneration; cloudy swelling, fatty degeneration and necrosis are all present. Casts, composed largely of disintegrated epithelium, can be seen where the lumen of the tubule is not obliterated by the epithelium." These kidney changes are not apt to result if the urine is alkaline in reaction and "consequently with threatened cantharidin poisoning in man the administration of alkalies would appear to be indicated."

The bladder becomes irritated and inflamed; a constant desire to urinate is present, which is painful. Priapism may ensue and cystitis results from sufficiently large doses. Inflammatory irritation of the genito-urinary tract, with an attendant vasodilatation may produce sexual excitement.

The skin is readily affected by cantharides and following either its local application, or internal administration, there results an inflammation readily passing into vesication; 0.1 milligram is sufficient quantity to produce this effect.

Other tissues acted upon by *Cantharides* are the pleura, mucous membranes of the stomach and lower bowel. The changes herein produced are those characteristic of acute violent inflammation, resulting in exudation.

Cantharidin acts more vigorously on persons with tubercular lesions than in normal individuals.

Summing up the general physiological

action of this drug, it is seen that it produces symptoms very similar to the following diseases: erysipelas, pleurisy, nephritis, cystitis, acute gastritis, gonorrhœa, and dysentery.

Therapeutics.

Cantharis: This remedy is indicated when there is irritation of the mucous membrane, skin, and meninges, which may reach the stage of severe inflammation. This is noted on the mucous membranes of the genito-urinary, the gastro-intestinal and respiratory tract when there are burning, stinging pains.

The great use for this remedy is found in the genito-urinary tract, when there is a constant desire to urinate, which is attended with strangury and tenesmus. It thus becomes a most important remedy in urocystitis when there is a constant desire to urinate, with complete strangury. There is a burning distress in the urethra, and pains in the loins and kidneys, and

superficial tenderness over the hypogastrium, when the bladder is full. The passing of a single drop of urine causes moaning, on account of severe and agonizing pain.

Much the same group of symptoms indicates its use in cases of cystospasm, in hysterical, neurasthenic persons who masturbate; as well as in cystoplegia, in much the same type of patients. It has been found of service in postoperative dysuria when there is a frequent and continual urging to urinate, with violent cutting and burning pains in the bladder and urethra, accompanied by severe tenesmus.

It should be remembered during the acute stage of a specific, posterior urethritis, when there is urgent desire to urinate, and at night there is severe chordee.

It should be studied in acute parenchymatous nephritis, especially that attending scarlet fever and diphtheria, following the stage in which aconite, *Belladonna*, or

Veratrum viride is indicated. The urine is scanty, highly colored, contains blood, albumin, an abundance of casts and epithelial cells, and there is severe strangury present. In a more chronic type of nephritis with much the same group of symptoms and the addition of a general dropsy, it is of service. It is also of service in this class of cases when there is anuria or hematuria.

It has been found of service in pyelitis when, with the symptoms common to this disease, there is pronounced tenderness over the region of the kidney and blood in the urine; also in cases of uremia due to inflammation of the kidney.

It should be remembered in cases of insanity. In females who suffer from intense nymphomania, and males who suffer from satyriasis. An examination usually reveals an inflammatory condition of a portion of the genito-urinary tract which so excites the sexual desire that the patient loses self-control and resorts to de-

basing practices. There may be present a furious delirium during which the patient cries or barks like a dog and may manifest great excitement, at the sight of water.

It is also of service when sexual excesses have produced exhaustion and a condition of prostration is present. Melancholia may be present, with indifference, lack of will power and utter despair. There is frequently a sensation of burning along the spine, with weakness of the back and legs, severe pain in back and occiput. The least exertion causes prostration.

It has a place in the management of cases of dysentery when the stools consist of a bloody, watery material that resembles scrapings from the intestines. The stools may consist of blood. There is great tympanitis of the abdomen, which is excessively tender after stool. There is also a sensation of burning in the abdomen and anus, after stool. The colic ceases following the stool; but the tenes-

mus and dysuria are associated with the tenderness.

It is an important remedy in cases of pleurisy when the stage of effusion is reached. There is a sensation of heat and burning referred to the diseased parts, with dyspnea, palpitation of the heart, attacks of syncope, and a sense of great exhaustion when attempting to speak. There is apt to be urinary irritation. The temperature is not high. Much the same group of symptoms forms its indication in pericarditis.

It is indicated in the cystic hemorrhages, and suppression of urine, present in yellow fever; also in the acute stage of pemphigus; and during the vesicular stage of herpes zoster when there is burning and smarting referred to the affected parts. This is worse at night and is relieved by cold applications. It should be studied in cases of erysipelas, when there are large vesicles, which contain a fluid that is exoriating.

Characteristic Symptoms of Cantharis.

1. Scales on scalp, copious dandruff.
2. Intense burning pains in the mouth, throat, stomach and intestinal tract.
3. Dysentery of blood and mucus, or like scrapings from the intestines, accompanied by burning in anus and by dysuria.
4. Violent pains in bladder, with frequent urging to urinate, and intolerable tenesmus and burning; urine passed drop by drop.
5. Violent, burning cutting pains in the urethra, before, during and after urination.
6. Urine bloody, or dark colored as if mixed with blood.
7. Strong, persistent, and painful erections; or painless and without voluptuous sensations, with sore pain along urethra.
8. Pruritus in women, with strong sexual desire.

9. Pain in the loins, kidneys and abdomen, with such pain on urinating that he can not pass a single drop without moaning or screaming.
10. Erysipelatous inflammation forming blisters; or burns before blisters have formed.

CHAMOMILLA.

The homeopathic preparation of this medicine is obtained from *matricaria* or German chamomile. It has been an important remedy in homeopathic practice since the time of its introduction by Hahnemann, in the year 1805.

Chamomilla is said to be slightly stimulant; this effect and its aromatic properties, are due to a volatile oil. Pharmacologists have paid little attention to the action of *Chamomilla*. What is recorded, is to the effect that the drug is emetic in large doses; that it has the power of reducing reflex excitability in frogs, even after its excitation by strychnin" [Wil-

cox], and that, its classification by them as belonging to the bitters, gives the drug bitter and tonic properties. *Chamomilla* is credited with causing an increased excretion of sweat. Because of its ability to overcome certain reflexes, it is styled a mild nervine or sedative. Additional information concerning the action of chamomilla is obtained from the homeopathic provings. Most of the knowledge which we possess concerning its effects, of which use may be made in therapeutics, comes from this source.

Important symptoms obtained in this manner, will be considered as additional physiological effects of the remedy. We find a hypersensitiveness of mind and body. This is due to an action on the sensory nerves and is produced in a degree inversely proportionate to the degree of development of the nervous system. Hence, babies and young children are more susceptible to its action than adults. The child suffers with a snappish irritability

and is unusually and unnaturally sensitive to external stimuli (pain). Given to such a child, in large doses, it acts, as previously stated, as a sedative, but its abuse in this respect, produces the opposite train of effects, resulting in an aggravation and intensification of the original nervous, mental, and physical reflexes.

Hence the homeopathicity in general, of chamomilla to nervous children, when given in subphysiological doses, is apparent.

Other prominent symptoms recorded in the provings are: colic, diarrhea, red face, and a number of neuroses and reflexes similar to those occurring during dentition.

Therapeutics.

Chamomilla: Here we have a remedy mostly related to the acute ailments of infancy and childhood and whose leading indication is found in its mental state of extreme irritability, petulance and anger. Pain is unbearable to the chamomilla sub-

ject; he tolerates it badly and is made extremely restless and peevish by it.

Infants are averse to being touched or spoken to, cry out when approached, but, strangely enough, are relieved and quieted when carried. This relief from passive motion is a strong indication for *Chamomilla*, in babies, and is not to be overlooked by the physician. Another marked characteristic is redness of one cheek and paleness of the other; due attention being paid to the particular side of the face upon which the child may have been lying.

Hot sweat with the pains, is another keynote, indication. *Chamomilla* finds most frequent application, perhaps, in the troubles of difficult dentition where, with the indications just presented, it restores peace and tranquility to many a peevish, sleepless baby. Wind colic or colic caused by acute indigestion, will often be present, together with slimy, acrid, excoriating, grass-green, undigested stools. Fre-

quently these stools have the odor of rotten eggs.

Vexation or anger, is an exciting causative factor in *Chamomilla* and complaints in which the mental or psychic element of anger is present in the history, will often need the remedy. Likewise a state of hypersensitiveness, produced by unwise overdosing with morphin or other narcotic drugs, will be quieted by *Chamomilla*. Sleeplessness, due to excessive coffee drinking, will be relieved by *Chamomilla*, when the element of extreme irritability is present.

Chamomilla patients are rather sensitive to cold, take cold easily, are then subject to coryza, with hot, excoriating, watery discharge or to colicky abdominal pains, with irritability. *Chamomilla* complaints are usually aggravated at night.

Measles, simple bronchitis, even though severe, may need this remedy. Dysmenorrhea in snappy peevish young women, who show much impatience and irritability, will

be aided by the drug. Its usefulness in many conditions is certainly great, but its characteristic mental symptoms will always decide its choice.

Characteristic Symptoms of Chamomilla.

1. Whining restlessness; the child wants different things, and refuses or repels them when offered; peevish and irritable.
2. Nervous women, very sensitive to pain which seems unendurable; whining and complaining.
3. One cheek red, the other pale.
4. Fevers from local irritation, during dentition or from indigestible substances in stomach or intestines, from worms, etc.
5. Diarrhea of nursing children, stools green and slimy; often like chopped spinach and egg; undigested; bad smelling.
6. Sleeplessness in adults or children, from nervous excitement.

CHINA OFFICINALIS or CINCHONA.

The physiological action of *China* is probably identical with that of its main alkaloid, quinin, and in this discussion the two will be considered to be identical. The finer differences between the two agents are apparent, only when the symptomatology of the respective drugs is studied.

China is a protoplasmic poison, affecting such forms of life as the malarial parasite, the microbes of putrefaction, spermatozoa and ova. Amebæ are destroyed and the movements of ciliated organisms become slow and finally stop. *China* has antiseptic powers. Lactic, butyric and alcoholic fermentations are retarded or prevented.

Upon the alimentary tract, *China* causes an increase in the salivary and gastric secretions, as the result of reflexes. For the time being, it increases the appetite and promotes digestion. Soon, however, the

gastric and pancreatic ferments are less active. Pepsin, rennin and trypsin are retarded in their activity and the absorption of foods is not so rapid. This interference with these enzymes is probably the cause of the indications for *China* in certain dyspeptic conditions.

China affects the blood. In vitro, the normal changes in the form and the position of the leukocytes are stopped; they disintegrate. If the mesentery of a frog is slightly irritated, so as to produce an inflammatory reaction, and if quinin is then applied, the leukocytes do not accumulate in the tissues as they otherwise would. If quinin is applied after such irritation, diapedesis is at once arrested. The leukocytes, especially the polynuclears, assume a spheroid form and their number is diminished. Quinin is negatively chemotactic. The leukocytes cannot collect to form pus. Little effect upon the red cells is observed. They may be increased in number. That the oxidizing action of the

blood is interfered with, is shown by the fact that blood to which the drug has been added, fails to decolorize indigo. The coagulation of the blood is retarded; but the hemoglobin is uninfluenced.

Quinin affects the heart and circulation. The first effect is to produce a contraction of the arterioles and a quicker heart action; later on, dilatation of the vessels occurs, with a slower and weaker heart action. The vasoconstriction leads to a higher blood pressure. It is noted that these are effects directly upon the muscle.

In the ear, the following changes are noticed: deafness of varying degrees; ringing in the ears and perhaps permanent impairment of hearing. These results are due to degenerative changes in the ganglia in the cochlea.

The possible effects upon the eye are as follows: diminished acuteness of vision; defective color vision; dilated pupil; contracted field of vision; temporary blindness; atrophy of the optic nerve; in the

fundus, there may be observed contraction of the retinal arteries, anemia of the retina and thrombosis of the central vein. These various effects are attributed to an action of the drug upon the ganglionic structures.

China slightly stimulates and then depresses the respiration.

The cerebrum is stimulated by small doses. Certain people become mildly exhilarated. Large doses cause heaviness, depression, confusion, vertigo and difficulty in speaking.

The voluntary muscles are affected by quinin. The strength of the contractions may be increased six times, by moderate doses; but the muscle is more quickly fatigued than is the normal muscle and the total amount of work is less. This is a direct muscular effect. Smooth muscle is not so surely affected, with the exception of the arterioles of the spleen.

When labor has already commenced, quinin stimulates uterine contractions.

The tone is increased; that this is a direct muscular effect, is proven by the fact that even the excised organ is acted upon in this way. In such cases, quinin never causes tetanic contractions of the uterus, as does ergot or pituitrin. It simply strengthens the usual, intermittent, expulsive contractions which take place in labor.

Upon the metabolism, the following changes are noted: the excretion of nitrogen is at first increased, but later is greatly decreased. This is a result of the profoundly depressing action of the quinin on the elimination of all the nitrogenous excretions, especially urea and uric acid. The same amount of nitrogenous food may be absorbed, but less is consumed, a procedure which causes a storing up of proteins. This effect is opposite to that of fever, which is associated with excessive protein destruction. The normal temperature is slightly lowered; occasionally a slight rise is the result. Small doses cause this slight rise and larger doses cause a

fall. In febrile conditions, *China* is a decided antipyretic. This is not due to any change in the central nervous system, since it occurs after division of the spinal cord. *China*, therefore, does not exert this action through the heat regulating center. The fall in temperature is due to lessened production of heat, since less heat is generated because of the lessened destruction of proteid. The drug lowers the temperature of malarial fever, simply by killing the parasite which causes this disease.

In the liver, *China* causes a depression of the glycogenic function. Less sugar is supplied to the blood.

The function of the spleen is depressed and this organ undergoes contraction.

Therapeutics.

The keynote, or great characteristic of this remedy, is found in its relation to the effects of vital depletion, especially loss of blood. Hemorrhage followed by fainting, prostration, ringing in the ears, will in-

dicate this remedy. It suits intermittent complaints with an every-other-day periodicity, such as malarial fevers where the stages of chill, fever and sweat are well marked and distinct. In such conditions, there is great thirst after the chill and during the sweating period.

In general, drenching sweats will be relieved by *China* when they occur from the least exertion, or at night, and are the result of weakness or depletion. *China* patients are oversensitive to drafts, to cold air and to light touch or pressure, but firm hard pressure relieves many of the symptoms.

Indigestion, when flatulence is a prominent symptom, with eructations of gas which give no relief, will frequently require this remedy. The liver and spleen may be enlarged, particularly in malarial complaints, and the formation of gallstones is common. Bitter taste is present and desire for dainties and sweets. Diarrhea, which is entirely painless, is char-

acteristic, the stools being dark, watery and of foul odor, and occurring after eating especially.

Bursting, throbbing headaches, especially in conditions of anemia due to the loss of vital fluids, when there is a sensation as though the brain were swashing to and fro, will be relieved by *China*.

The face of the *China* patient is usually sickly and pale, with dark circles about the eyes. The menses are dark, clotted and profuse.

Neuralgic affections having a malarial basis and in which the pain is decidedly aggravated by drafts or by light touch, are met by *China*. The weakness caused by excessive or prolonged lactation, as well as that brought about by seminal losses, will be benefited by this medicine.

Anemic states in general will often require china, when some of the above characteristic symptoms are present and when such anemia is due to loss of vital fluids, blood especially.

Characteristic Symptoms of Cinchona.

1. Intense throbbing headache after excessive hemorrhage.
2. Periodical prosopalgia, pains excessive, skin sensitive to touch, mostly infra-orbital and maxillary branches.
3. Uncomfortable distension of the abdomen with a desire to belch, or a sensation in the abdomen as if it were packed full, not in the least relieved by eructation.
4. After eating fruit, undigested stools pass involuntarily.
5. Diarrhea with undigested stools: immediately after eating.
6. Black stools, thin and watery; great prostration; no pain.
7. Cough with granular expectoration during the day or in the evening; not at night or in the morning.
8. Profuse, debilitating night sweats.
9. Debility or other complaints after

loss of blood, and other fluids, particularly from nursing, salivation, hemorrhoids, etc., or leucorrhœa, night sweats, seminal emission, onanism, etc.

10. Hemorrhage of dark clotted blood from nose and other parts, in anemic subject, with ringing in the ears, great weakness, etc.

CIMICIFUGA.

The pharmacological action of *Cimicifuga* has not been definitely determined. Through homeopathic provings we are acquainted with the effects of the drug, in a purely symptomatic way only; but the exact tissues affected and the mechanisms involved causing their disturbances, cannot be stated. *Cimicifuga* is a mild cardiac stimulant. The heart's action is slowed and its force increased; but this effect is of no special importance. Large doses depress the heart and vasomotor system.

The arterial tension is decreased and the face flushed. It is inferred from the symptoms produced in women, that it causes uterine contractions. Large doses cause frontal headache. *Cimicifuga* undoubtedly exerts its main action upon muscular tissue, which becomes relaxed. There are present bruised, sore sensations and muscular pains which simulate rheumatism. Sometimes diaphoresis results.

Therapeutics.

Cimicifuga: This remedy suits nervous, hysterical and rheumatic women, more especially. Such nervous women often suffer from mental depression or gloom, as though a cloud had settled down upon them. Reflex uterine and ovarian symptoms. Tremblings and twitchings.

In the last weeks of pregnancy the remedy is frequently of service, in relieving false pains, especially when these extend across the abdomen, from side to side.

Myalgias are relieved by *Cimicifuga*,

which affects the bellies of the muscles more particularly. In women, left-sided inframammary pains are relieved by it. Menstruation is irregular in time and amount. Reflex cardiac pains are found under this medicine, such as needle-like pains in the cardiac region, extending backward, or pain extending from the heart to and down the left arm.

Rheumatic pains in the muscles of the nape of the neck, with stiffness, or heavy and pulsating pains in the lumbosacral region, extending to the thighs and hips. Aching soreness is a general characteristic of *Cimicifuga*; the muscles ache, the eyeballs feel sore and ache. Severe occipital headaches are relieved by it as well as some cases of spinal irritation, where there is sensitiveness to pressure in the cervical vertebræ, so that the patient cannot lean back in the chair.

In melancholia, *Cimicifuga* may be of use when sleeplessness, sighing and moaning are prominent symptoms, also when

such patients talk of becoming crazy, are suspicious and fearful. In delirium the patient is very restless, sees rats and vermin and has sudden twitchings and startings.

In the headache of this remedy the pain is located chiefly in the occiput, or begins there and extends to the vertex, or down the spine. This pain is aggravated by bending the head forward, but is relieved by firm pressure upon the back of the neck and by bending the head backward. At times there is a sensation as though it were being lifted off.

Simple rheumatic torticollis finds a remedy in *Cimicifuga*: the muscles feel stiff and the pain and stiffness are aggravated by attempting to move the head.

In ciliary neuralgia the remedy is very efficient, when the eyeballs feel too large, with pains which shoot into the head and occur, or are worse, chiefly at night.

Many symptoms of *Cimicifuga* are left-sided, as, for example, its pleurodynia or intercostal neuralgia. In angina pectoris

the remedy will be indicated by pain and numbness of the left arm, with irregular, or tremulous action of the heart.

It is of decided value in lumbago, caused by overlifting or stooping, or from a draft. The pains are worse from attempts at motion. These pains often run down the thighs. Retraction of the head in cerebro-spinal meningitis.

Characteristic Symptoms of *Cimicifuga*.

1. Pains in every portion of the head, but more in vertex and occiput: pressing and aching; sometimes extending to shoulders and down the spine.
2. Top of head feels as if it would fly off.
3. Rush of blood to the head, brain feels too large for the cranium, after suppressed uterine discharges or suddenly ceasing pains.
4. Intense aching pain in eyeballs, worse from moving the head.

5. Nervous or muscular irritation, of a rheumatic or neuralgic origin, especially in delicate or hysterical women, who are affected more or less with disease of the generative organs.
6. Neuralgic or rheumatic dysmenorrhœa, with great mental and nervous irritability, sleeplessness, low spirited, sensitive.
7. Choreic affections at puberty, the menses not appearing.
8. Epileptic or hysterical spasms, at times of menses.
9. Menses suppressed from cold or emotions.
10. Bearing down in the uterine region and small of back, limbs feel heavy and torpid.
11. Rheumatic pains in muscles of the the neck and back, feeling of stiffness and contraction.
12. Severe aching pains in the back, down the thighs, through the hips, with heavy pressing down.

13. Aching or soreness of the muscles.
14. Sharp, lancinating pains in various parts, associated with ovarian or uterine irritation.
15. Mental depression or gloom, as though a cloud had settled over her.

COLOCYNTH.

This drug belongs to the group of resinous anhydrides of the class of vegetable, drastic, or hydragogue cathartics. Its active principle is colocynthin, a resinous glucosid. Colocynth, in the form of the crude drug, is more active than any of its constituents, and its intensity of action is enhanced by the presence of bile, which is supposed to render the drug more soluble.

After section of the vagus and splanchnics, the drug's action still continues, suggesting that its effects are not of central origin. Following a good sized therapeutic dose of *Colocynth*, or a number

of such, the following symptoms appear: persistent vomiting; profuse watery stools, perhaps bloody, which are very apt to be either preceded or followed by severe enteritis. An intensely painful abdominal colic is an early effect; this is so acute and severe as to cause the recipient to bend double, as this posture affords some relief from the suffering. If the poison is not promptly eliminated, nephritis is established, a condition which is usually absent, owing to the free diarrhea.

“Animals are affected in a manner similar to the human; even the rabbit is affected, an animal very resistant to drugs of this type. There has been produced in this animal an irritation of the large intestine, resulting in a severe hyperemia of the vessels of the mucosa, which became distended and packed with blood. Some inflammatory exudate also made its appearance.

Therapeutics.

Colocynthis: Here we have a valuable remedy in purely neuralgic affections which have been excited by sudden chilling or cold, indigestible food, or by emotional disturbances, particularly anger. The pains of this remedy are violently paroxysmal, colicky in nature, griping, twisting, tearing in character and are relieved, temporarily at least, by firm pressure and by heat. In intestinal colic, with or without diarrhea, when the pains are as described and where they compel the sufferer to bend double for relief, or to make firm, hard pressure upon the abdomen, this medicine will be required. Even in dysmenorrhea, when the pains as above pictured are in evidence, *Colocynthis* will relieve.

In facial neuralgia, not due to inflammation, but where local pressure relieves the pain, the remedy is useful, and in sciatica it will often be needed. Here the

pain is constrictive, spasmodic, burning and tearing, worse from cold and damp and at night; but relieved by flexing the leg on the thigh and the latter upon the abdomen, as well as by firm pressure and by heat. The pain is often so severe, that the patient is unable to find relief in any position, and the pain extends from the hip down the thigh to the knee and even to the heel. The patient at times finds some relief by lying upon the painful or affected side. The right side is, perhaps, more often affected.

No remedy, perhaps, is more often indicated in intestinal colic than *Colocynthis*.

Characteristic Symptoms of *Colocynth.*

1. Severe colicky pains, mostly around the umbilicus; is obliged to bend double, worse in any other position, great restlessness and loud screaming on changing position, worse at intervals of 5 to 10 minutes; dis-

charge of stool or of flatus affords temporary relief.

2. Colic so distressing that relief is sought by pressing corners of tables or heads of bed posts against the abdomen.
3. Dysentery-like diarrhea, renewed each time after taking the least food or drink.
4. Urinates small quantities, with frequent urging, fetid, thick, viscid, jelly-like urine.
5. Intense boring or tensive pain in the ovary, causing her to bend double, with great restlessness.
6. Violent emotion, such as anger particularly, causes attacks of severe cramp-like and neuralgic pain.

DROSERA.

Scarcely anything is known concerning the physiological action of this remedy, as its pharmacology has not been determined. All statements made in this respect are the

result of crudely conducted experiments or are taken from the drug's symptomatology; it is difficult to separate the clinical symptoms from those actually produced by the drug itself.

It is quite probable that *Drosera* produces the following effects: aching pains in the limbs, nausea and vomiting; spasmodic cough, like whooping-cough; animals to which the drug has been given develop a cough and the same symptoms have occurred in man. Enlargement of the mesenteric, submaxillary, and intestinal glands has been observed in cats, slowly poisoned with *Drosera*. Burdach states that in man, the juice produces shuddering, sense of constriction in the chest, sweat, and diminished secretion of urine. It undoubtedly exerts an irritating effect upon the upper respiratory tract.

Therapeutics.

Drosera: This remedy suggests the symptom cough and more especially whooping-cough, to which disease *Drosera*

is frequently applicable. In this condition *drosera* is indicated by a barking, deep sounding paroxysmal cough, coming in such frequent attacks as to cause catching of the breath. These attacks occur more particularly in the evening and after midnight, and are often accompanied by retching and vomiting.

In some cases of laryngeal phthisis when, with the deep sounding cough, hoarseness, tough mucous expectoration and an aggravation after midnight are present, *Drosera* may be found palliative.

Characteristic Symptoms of *Drosera*.

1. Dry spasmodic cough occurring in paroxysms, which follow each other so violently that he is scarcely able to get his breath, with inclination to vomit.
2. Rough, scraping, dry sensation deep in the fauces, and in soft palate, with deep hoarseness and oppression of the chest, causing difficult expiration.
3. Barking, deep sounding cough, worse after midnight especially.

EUPATORIUM PERFOLIATUM.

Two varieties of this plant are used in homeopathy, the *perfoliatum* and the *purpureum*. Neither remedy has had its pharmacology determined with exactness, yet we are fairly well acquainted with the tissues upon which they act. *Eupatorium perfoliatum* has an affinity for muscular tissue and, judging from the character of the pains produced, the bones are also affected.

The action of the remedy is to produce such symptoms as generalized soreness, bruised sensations, and deep, isolated, aching pains. The respiratory organs are somewhat irritated, causing soreness of the chest and symptoms of bronchitis. Accompanying symptoms are pains in the ribs and a distressing cough, which is relieved by holding the chest with the hands. The *perfoliatum* is claimed to be a diaphoretic, and in large doses it causes purging and vomiting.

Eupatorium purpureum is in general similar in its action to the *perfoliatum*. Yet it differs in two respects from the latter drug. It affects much the same tissues as does the *perfoliatum* and in a way quite similar to that drug, yet the soreness and deep-seated pains are not as pronounced as with the *perfoliatum*. The *purpureum* has an especial affinity for the bladder, especially of the female, where it sets up a form of mild vesical irritation. Some burning upon urination, and a frequent desire to urinate, are the result of its action upon the bladder. It probably does not produce a real cystitis.

Therapeutics.

Eupatorium. The leading indications for this remedy are soreness and agonizing bone pains, vomiting of water, food and bile. Soreness is present in the proving and in the clinical cases requiring its application. The headaches are characterized by soreness, in the parietal protuber-

ances; internally sore, there is pain and soreness of the eyeballs, there is a cough with excruciating soreness down the trachea, soreness of the chest, aching of the limbs and throughout the body.

It should be studied in cases of influenza when there is great soreness and aching of the whole body. There is hoarseness with soreness of the larynx and chest. The cough and soreness compel the patient to hold the chest tightly with the hands, and also aggravate the headache. There is coryza with thirst; drinking causes vomiting. The liver is tender when palpated. The eyeballs are sore, while the conjunctiva and face show an icteric hue.

It is indicated in bilious fever when there is an excruciating headache with soreness of the scalp, and of the eyeballs to touch. There is redness of the face; great prostration, nausea and vomiting of bile, with tenderness of the hepatic region, constipation with whitish stools, and a highly colored, concentrated urine that contains bile.

It should be remembered in intermittent fevers. The chill commences from 7 to 9 A. M., in the back, and is accompanied by thirst. There is intense aching in all the bones, as though they were broken. This is followed by heat and an increase of the aching. There is vomiting, of a bitter, bilious material at the close of the chill or during the hot stage. The sweat may be scanty or profuse.

It should be remembered in catarrhal fevers (colds) when there is aching and soreness, and aching with hoarseness, soreness of the bronchi; the cough produces so much soreness that he supports the chest with his hands.

Every bone is sore and feels as if broken, and the patient is gloomy, moans, and is in despair. Restless, yet a change of position gives no relief.

It is at times indicated in migraine. There is headache, with a sensation of soreness internally. The pain is better while in the house and is aggravated by

going outdoors. The pains are of a sore, throbbing character, worse in the occiput. The eyeballs are sore. The pains are so severe about the head that he must aid with the hands in raising the head. This is usually attended with nausea and vomiting of bile.

It is one of the few remedies that have been of real service in relapsing fevers, when soreness as if the bones were broken and a general febrile condition, are present.

Another condition in which this remedy is indicated is aphonia. There is hoarseness with soreness of the larynx, trachea and bronchi. The hoarseness is worse in the morning and is often associated with aching all over the body.

Characteristic Symptoms of Eupatorium.

1. Intermittent fever; violent bone pains; great muscular pain and soreness; violent headache; vomiting; thirst be-

gins several hours before chill and continues through chill and heat; little or no sweat.

2. Catarrhal and bilious fevers; pain and soreness in muscles; bone pains; headache; soreness in head and eyeballs; vomiting of bile. Much thirst.
3. Intense soreness and aching in limbs as if bruised or beaten.
4. Decided restlessness, but a change of position affords no relief.

GELSEMIUM.

The most important physiological effect of this drug is to produce more or less complete motor paralysis depending upon the size of the dose taken. Practically all of the symptomatology of *Gelsemium* may be explained by this effect. It is poisonous and a great depressant, both motion and sensation being affected. Consciousness is retained, except after very large doses, yet a mild benumbing of the sensorium

is quite characteristic. It contains the alkaloids gelsemin and gelseminin. The former produces strychnin-like effects; the latter acts like coniin. Following physiological doses of *Gelsemium* the individual becomes dizzy, has double vision, ptosis, dilated pupils, flushed, suffused face, difficulty in swallowing; involuntary evacuation of feces and of urine; lowered blood pressure, weakness; the vagus is paralyzed, and in fatal cases death is due to paralysis of respiration.

Many of these effects of *Gelsemium* bear a close similarity to cases of post-diphtheritic paralysis; influenza; typhoid fever, and, in general, to diseases due to the absorption of toxins of bacterial origin.

Therapeutics.

Gelsemium, or the yellow jessamine, is indigenous to our southern states and is in a general way, useful in the sluggish, febrile disturbances so often found in hot relaxing climates. Thus, when its char-

acteristic indications are present, this remedy will be of great use in the bilious remittents of the South.

The *Gelsemium* patient, when ill, feels sick all over, dizzy, dreadfully weak, heavy, relaxed, sluggish. This is clearly shown in his countenance, which is dusky with heavy, listless eyes and expression. His limbs are so weak and heavy that they tremble and refuse to obey the impulse of the will. The upper eyelids are heavy as though paralyzed and tend to droop or close. In keeping with this lethargic state, we find a soft, compressible, rather slow pulse. In cardiac neuroses, the *Gelsemium* patient fears that his heart will stop beating unless he moves—just the opposite of the symptom found in *Digitalis*.

Another strongly emphasized characteristic of this remedy, is the almost total absence of thirst during fever. This symptoms is also present in *Pulsatilla* and *Apis*, but the accompanying symptoms are different and easily distinguished. The

fever of *Gelsemium* is remittent and also continuous. Chills run up and down the back, and during the chill the patient wishes to be firmly held. Bruised soreness of the body is present.

In influenza or la grippe the remedy is of great importance, and is very frequently indicated when the symptoms as above portrayed, are found. The same remark applies to its use during the early stage of typhoid fever. Here soreness, prostration and mental hebetude are likewise present.

Gelsemium is of value in ocular disturbances, particularly those of a paralytic nature where diplopia and ptosis are present. Soreness of the eyeballs, vertigo and sluggishness of accommodation, are further suggestive symptoms. Strabismus or ptosis following diphtheria, will often need this drug; likewise retinal detachment, for which *Gelsemium* is useful.

In eye diseases where *Gelsemium* is required, a dilated pupil will be a corroborative symptom.

Acute coryzas whether associated with influenza or not, or those associated with oncoming measles, often require gelsemium. The eyes are watery, at times blood-shot, there is frequent sneezing, running of the nose, watery discharge, which may be excoriating or not, languor and chilliness. No thirst.

In slowly advancing labor, with pains which run up the back, chilliness in the back or up and down the spine, dull, heavy, dusky countenance, firm rigid os uteri which refuses to soften and dilate, this remedy is valuable.

The three guiding symptoms, dullness, dizziness and drowsiness, should always call *Gelsemium* to mind, no matter what the clinical condition may be. Absence of thirst during fever, is always suggestive of this remedy.

Characteristic Symptoms of *Gelsemium*.

1. Heaviness of the head, relieved after profuse emission of watery urine.

2. Partial paralysis of the eyelids, tongue, or organs of deglutition.
3. Fullness in head, heat of face, chilliness, thick speech, brain feels as if bruised.
4. Diarrhea after sudden emotions, such as grief, fright, bad news, or at the anticipation of an unusual ordeal.
5. Inefficient labor pains, or none at all, or widely dilated, complete atony, or delayed by a rigid os.
6. Fever heat with drowsiness. Sleep with half waking and murmuring frequently. Little thirst, feels very languid, and wants to lie still. Dusky countenance.
7. Febrile chilliness, cold extremities, heat of the head and face. Chills run up and down the spine.
8. Trembling and weakness; muscles refuse to obey the impulse of the will.

HEPAR SULPHURIS CALCAREUM.

Hepar sulphur. is an impure calcium sulphid prepared by heating a mixture of calcined oyster shells and flowers of sulphur. Its physiological action is practically the same as that of the chemically pure salt, yet when fine therapeutic distinctions are made, the two medicines are not to be considered in identical action and should not, therefore, be used interchangeably.

Hepar sulphur. disturbs the entire organism in a greater or less degree, but its more apparent and immediate points of action are confined to the skin, respiratory and intestinal tracts and the blood.

The skin presents an unhealthy condition; eruptions such as eczemas and ulcers make their appearance and they suppurate easily. Foul smelling excretions are discharged and the skin is sensitive to cold and touch. Practically every manifestation of the action of hepar sulphur, is at-

tended by this oversensitiveness to slight mechanical or thermal irritation.

Upon the respiratory tract, *Hepar sulphur.* causes a catarrhal condition, mostly of a croupous character. Its action here is very pronounced. A cough is produced characterized by the ejection of thick, purulent sputum, which is easily expelled. The pathological conditions produced in animals are those of congestion and exudation in the bronchi and lungs, and the same, or similar conditions are produced in the human, as the symptoms therein found are those which can be caused by this kind of a pathology only. "There is produced (in the rabbit) great congestion around the bronchus; blood vessels large and small are distended and filled with blood elements. Some exudate covers the lining epithelium. There is round celled infiltration in some portions of the mucosa and muscular layer. Some congestion and exudation are apparent in the surrounding lung tissue. The following changes

are seen in lung tissue: many lobules throughout the section are congested. This is especially true of those about the bronchi. Many of the bronchi contain an exudate, consisting largely of blood elements with some mucus and denuded epithelium. The bronchial epithelium shows an infiltration of leucocytes and some disintegration. Congestion is present in the large vessels of the section."

'The exact changes in the blood that result from the influence of *Hepar sulphur*. cannot be stated except in clinical terms. Probably many of the skin effects result more from a disturbance in the functions and quality of the blood, than they do from a specific effect upon the integument itself. Suppuration is the result of prolonged treatment with the drug and it may assume the forms, in addition to those previously mentioned, of tonsilitis, hypopion, or furunculosis. Clinical evidence goes to show that, at first, lime salts decrease the phagocytic power of the leucocytes,

which in part may explain the "suppurative" symptoms of the remedy, and that in another stage of their action, they specifically augment their motility and phagocytic effect.

In the bowel the sulphids act as irritants, producing increased peristalsis and purgation. This is the explanation, in part, for the diarrhetic symptoms caused by *Hepar sulphur*; the discharges being sour smelling, owing to the presence of bacteria.

It was discovered by Dr. J. H. Wilms, of Cincinnati, Ohio, that calcium sulphid is the antidote for bichlorid of mercury poisoning. That the treatment is effective, the doctor has shown by numerous laboratory experiments, supported by clinical observations.

Therapeutics.

Hepar sulphur. is an impure calcium sulphid and not to be confounded with calcarea sulphurica or calcium sulphate,

which, however, resembles it in respect of some of its clinical uses.

Hepar sulphur. as it is commonly spoken of, is first of all, to be thought of in relation to suppurative processes. When indicated and if given in time, it may avert pus formation, or if given after pus has commenced to form, it will hasten this formation and bring it to a focus. In the treatment of boils or abscesses for example, *Hepar sulphur.* is frequently indicated following *Belladonna*, where the latter has modified the initial violence of the process, but has failed to check it. Extreme sensitiveness to touch, as well as to cold air or draft, sharp sticking or splinter-like pains, throbbing and general chilliness of the patient, will be the indications.

This sensitiveness to touch or to pain, as well as sensitiveness to cold, are in fact, very characteristic indications of this remedy. Patients who faint readily from pain, may require *Hepar sulphur.* .

In suppurative tonsilitis or quinsy this remedy is of great value, often relieving the entire condition within a very short time and obviating the necessity for the knife. Sharp sticking pains in the throat, extending to the ear on swallowing, yawning or on turning the head, but relieved by warm or hot drinks, are the guiding symptoms for its use.

The patient requiring *Hepar sulphur*. perspires easily on exertion, or has sour smelling sweats, especially at night. He likewise takes cold easily. In bronchitis, *Hepar* is useful when the cough is beginning to loosen and becomes rattling and choking in character, with copious sweat on coughing. In spasmodic croup or in simple catarrhal laryngitis, it will often be needed when these conditions have followed exposure to dry cold winds. The cough is barking and croupy, yet has, so to speak, a loose edge to it; is aggravated by any exposure to cold air or draft, by even uncovering a part of the body and

in the early morning hours. In these conditions, the temperature is low or even absent altogether. *Hepar* frequently is useful after the exhibition of *Aconite*, *Belladonna* or *Spongia*, particularly in croup.

A curious fact regarding *Hepar* is, that many of the conditions calling for it are made worse by or during dry cold weather, whereas damp, particularly warm and damp weather, is agreeable to the patient needing *Hepar*.

Suppurative otitis media will demand this remedy when suppuration impends or has taken place, with exquisite sensitiveness of the ear to touch and to drafts. The pus is thick, yellow and creamy. External application of heat relieve somewhat.

Pneumonia and pleurisy may require *Hepar* at some time during their later stages, when the exudate has begun to soften and is purulent, thick and yellow in character. In the surgical treatment of pyothorax or empyema, for example, the

remedy will be of aid to the surgeon, in reducing suppuration and in increasing the vitality and resistance of the patient.

It has been shown by laboratory experiments that *Hepar sulphur.* is capable of raising the opsonic index in suppurative conditions and thus has been established, a firm scientific foundation for its clinical use.

In diseases in which mercury has been too freely given, with resultant toxic effects, *Hepar sulphur.* will be of service as an antidotal remedy. Hence, in mercurialized syphilitic patients, its exhibition is at times called for.

The oculist will find a friend in *Hepar sulphur.*, in suppurative keratitis. Hypopyon will be absorbed by it and corneal ulceration may frequently require it. In all ocular diseases in which this remedy is indicated, there will be present sensitiveness to touch, cold and bright light, together with stitching pains and an aggravation of all the symptoms at night. Warm applications relieve.

Hepar sulphur. when symptomatically indicated, is said to hasten suppuration, if given in the lower potencies such as the 2x or 3x; but if given in the higher potencies, is said to have the power to prevent the same. Clinical experience would appear to verify this observation.

Characteristic Symptoms of Hepar sulphur.

1. Sensation as if a fish bone or splinter were sticking in the throat.
2. Stomach inclined to be out of order; longing for sour or strong tasting things.
3. Green slimy diarrhea of a sour odor.
4. Croup after dry cold wind, with swelling below the larynx, and great sensitiveness to cold air or water.
5. Cannot bear to be uncovered; coughs when any part of the body is uncovered.
6. Unhealthy, suppurating skin; every cut or hurt suppurates.

7. Ulcers very sensitive, burning or stinging edges, discharges corroding, smelling like old cheese, little pimples surround the principal ulceration.
8. Ailments after west or northwest wind.
9. Affections from the abuse of mercury or iodine, particularly the iodide of potash.
10. To promote suppuration in boils, abscesses, etc.

HYDRASTIS CANADENSIS.

This plant contains as its active principle, hydrastin; berberin, canadine and hydrastinin are also present, the latter being a derivative of hydrastin. Hydrastin and hydrastinin cause vasoconstriction and a rise in blood pressure, due to stimulation of the vasomotor center and to a peripheral vasoconstricting action.

Hydrastin stimulates the medulla and cord resulting in increased respiration, rise of blood pressure, slowing of the pulse

and convulsions. Symptoms of paralysis soon follow, associated with shallow respiration, quickened pulse and a fall in blood pressure, due to medullary depression and paralysis of the heart muscle. Hydrastin also stimulates the uterus and the peristaltic activity of the intestine.

The activity of *Hydrastis* is not at all due to hydrastin, which is an artificial substance, not naturally found in the plant. Hydrastinin does not affect the central nervous system, in so pronounced a manner as does hydrastin; but in large doses it may cause death from respiratory paralysis. Hydrastinin is a peripheral vasoconstrictor; possessing this property to a greater degree than does hydrastin. Unlike hydrastin, hydrastinin does not paralyze the heart.

Hydrastis affects the mucous membranes generally. Its first effect is to produce stimulation of the gastric functions, to which is added a general increased reflex excitability. This is followed by

atonic, relaxed conditions of mucous surfaces, resulting in debility, general catarrhal discharges and a tendency to ulceration.

Therapeutics.

Hydrastis canadensis: Here we have a remedy most valuable in catarrhal inflammations of the nasopharyngeal and gastrointestinal tracts. One strong, characteristic and guiding symptom is found in the tenacious, tough, yellowish nature of the discharges which are, in addition, sometimes bloody and usually thick.

With these conditions in mind, *Hydrastis* will be found useful in dull, frontal catarrhal headaches, with thick, stringy yellow, lumpy nasal and postnasal mucous discharge. Likewise is the remedy indicated in watery excoriating coryzas, with much rawness in the throat and chest, and frequent sneezing.

The eyes are inflamed, with similar thick yellow tenacious discharges; catar-

rhal ophthalmia or blepharitis will at times need this medicine; also otorrheas following middle ear inflammation.

Stomatitis in children or in nursing women, particularly when chlorate of potash or mercury has been used injudiciously, will need *Hydrastis* when the characteristic yellow, tenacious mucous discharge is present, together with foul odor to the breath and thickly coated yellow tongue, which often is flabby and swollen, taking the imprint of the teeth.

Small aphthæ are found upon the buccal mucous membrane and small ulcers are frequently to be seen upon the tonsils and in the pharynx generally.

Constipation is a marked symptom of the *Hydrastis* patient, who has little or no desire for stool, but complains of a peculiar faint, empty or gone sensation at the pit of the stomach. The remedy is often useful under these circumstances and when purgatives have been abused. Gastro-duodenal catarrh, as well as chronic catarrhal enteritis, will need *Hydrastis* very fre-

quently. The stools are bloody or at least blood-streaked and consist of the characteristic tenacious yellow mucus.

The later stage of gonorrhœa will require *Hydrastis* when the discharge is sticky, yellowish and tenacious. The same description applies to the leucorrhœas for which this remedy is indicated and in these cases, ulceration of the cervix uteri and of the vagina, will be present.

In the gastric or bilious complaints for which *Hydrastis* is serviceable, the tongue will be found coated yellow in the centre with red, clean edges.

An alkaloid of *Hydrastis*, hydrastinum muriaticum, when given in the sixth decimal trituration, is often of great value in controlling the hemorrhage of uterine fibroids.

Characteristic Symptoms of *Hydrastis Canadensis*.

1. In nasal catarrh, secretions more from posterior nares; thick tenacious; air feels cold in the nose.

2. Stomatitis in nursing women or weakly children, especially after mercury or chlorate of potash.
3. Faintness at stomach, sinking, gone feeling.
4. Gonorrhœa, second stage, thick, yellow discharge.
5. Leucorrhœa, tenacious, ropy, thick yellow.
6. All mucous secretions tenacious, thick, erosions of mucous surfaces.

IGNATIA.

Ignatia contains as its chief active ingredient considerable amounts of strychnin, hence its physiological action resembles very closely that of *Nux vomica* and does not need to be restated. Yet *Ignatia* has an action peculiar to itself, the differences between it and *Nux* being more apparent when the effects of small physiological doses of the two drugs are carefully compared. In this manner it is seen, that

the main difference between the two medicines consists in the fact that *Ignatia* produces a condition of contrariness which permeates its entire symptomatology. Thus, a frontal headache relieved by stooping, fever without thirst, sore throat relieved by swallowing, are examples of the contradictory character of its effects. *Ignatia* seems to act upon the emotional element more than does *Nux vomica*, producing a condition of hysteria. "It destroys the harmony of action between different portions of the organism and perverts the co-ordination of function."


Therapeutics.

Ignatia is so to speak, a remedy of contrariness. It, therefore, suits females, especially of neurotic or hysterical natures. Women who laugh immoderately at one moment and burst into tears the next. Patients with unstable nervous systems.

But the patient requiring *Ignatia* is also apt to be silent and sad, particularly when

the sadness has been caused by grief. The ill effects of grief, such as the tearful sadness, the hysteria, the oppressed breathing, or the insomnia often caused by it, will first of all need *Ignatia*, and it is surprising how efficacious the remedy can be, under these circumstances. As might be expected, globus hystericus is prominent and the *Ignatia* patient will indulge in frequent sighing as though she must draw a long, full breath.

Hysterical complaints in general, will call attention to this remedy. Migraine or semilateral headaches which have a sensation as though a nail were penetrating the brain, will need *Ignatia* and headaches which end with the emission of a large amount of pale urine, may also require it. *Gelsemium* has a similar symptom and must not be forgotten in this connection. The headache which needs *Ignatia* is aggravated by light and noises, by odors, by coffee or tobacco, by external impressions in general, yet is often relieved by stoop-



ing or by lying down and by lying upon the painful side.

Tonsilitis of the cryptic variety, particularly in dark haired, nervous individuals, will at times demand this medicine. There is then likely to be present, pain ameliorated by swallowing, illustrating the contrary nature of the remedy. The crypts of the tonsils will be filled with yellowish-white exudate. Pain which shoots toward the ear, is common.

Sensations of emptiness at the stomach; hiccough after eating or drinking; eructations of food and of bitter fluid; sour taste in the mouth, are all symptoms of aid in directing attention to *Ignatia* in gastric disorders.

Nervous, convulsive, muscular twitchings and jerkings, occurring in chorea or in hysteria, will need *Ignatia* when the trouble is of nervous origin and has been caused by disappointment, grief or fear. The remedy suits an annoying spasmodic

cough, in which the more the patient coughs, the more he must do so.

Rectal prolapse, caused by even moderate straining at stool, often is relieved by *Ignatia* and sharp, shooting pains, extending up the rectum, together with constrictive soreness at the anus, caused by hemorrhoids and worse after stool, demand its administration also. The *Ignatia* constipation is marked by much fruitless urging to stool.

Complaints such as gastric neuroses, when caused by the excessive use of tobacco, will usually require *Ignatia* first of all. The remedy should always be thought of in the treatment of neurotic patients, whose troubles have been excited or caused by worry, disappointment, fright and especially by grief.

Insomnia from the latter cause, with jerking of the limbs as the patient finally dozes off, will be well met by this useful remedy.

Characteristic Symptoms of Ignatia.

1. Full of suppressed grief, seems weighed down by it; broods over imaginary troubles.
2. Ailments from grief, or suppressed mental suffering.
3. Slight blame or contradiction irritates and excites him to anger.
4. Headache as if a nail were driven out through the side of the head, relieved by lying on the painful side.
5. Headache increased by smoking tobacco, or being where another is smoking.
6. Sensation of weakness and sinking in pit of stomach.
7. Frequent sighing; constant desire to take a deep breath.
8. Every time he stands still during a walk, he coughs.
9. Sleepy after each coughing spell.
10. Spasmodic affections of children,

consequent on being put to bed soon after punishment.

11. Change of position relieves pain.
12. During the chill, thirst; external warmth is pleasant; during the heat, no thirst; external warmth intolerable. Red face during the chill.

IPECACUANHA.

Ipecac: This drug contains emetin which is an expectorant, emetic, and protoplasmic poison.

Ipecac affects the following tissues: mucous membrane of the alimentary and respiratory tracts. "The stomach presents a picture of severe inflammation. There is present an infiltration of round cells throughout the mucosa, and portions of the submucosa are involved. The surface layer of the mucosa may be necrosed and in places undergo sloughing. The blood vessels in the muscularis mucosa are congested." Nausea and vomiting are ob-

served, this being due to local gastric irritation.

“The trachea undergoes acute inflammation; the muscular layer just inside the cartilage is intensely congested. The blood vessels are distended with blood and there is an extravasation of blood between the muscle fibres. The mucous membrane is apt to be denuded and badly swollen. The lumen of the trachea is filled with strings of mucus, epithelial cells, leucocytes, fibrin and blood.

“In the lung a picture of lobular pneumonia is produced. The walls of the terminal bronchioles and alveolar passages are somewhat swollen. The alveolar septa show round celled infiltration especially about the blood vessels, which are distended and tortuous. Many of the alveolar spaces and air sacs are obliterated by the collapse of the septa and by the mass of exudate, consisting largely of emigrated leucocytes, red corpuscles, mucous and epithelial cells. The bronchi and the

bronchioles contain a secretion of mucopurulent material.

"The kidney may be involved in the physiological action of *Ipecac*. It has produced great congestion with extravasation of blood into the tubules and beginning parenchymatous degeneration and nephritis. A diapedesis of blood elements into the tubules, with the formation of blood casts, has been observed. There are other changes, but these are the most striking.

"In addition to the foregoing, the following facts, with reference to the action of *Ipecac* are pertinent. Sweating of reflex origin is a probability. The blood pressure may be raised by perivascular constriction, but it may fall during the nausea. A bloody diarrhea may ensue, accompanied by depression of the heart action. Capillary paralysis is produced by *Ipecac*, which is accountable for its hemorrhagic symptoms. Locally, the drug is an irritant; pustular eruptions have appeared upon the skin and when applied to the eye conjunctivitis results."

"Emetin is a powerful anebicide, but is not a bactericide. Emetin is not a specific in pyorrhea as has been claimed, but is an aid in conjunction with dental surgery and proper antisepsis, in clearing up cases."

Therapeutics.

Ipecacuanha or *Ipecac*, in larger doses will cause nausea and vomiting, but will allay these symptoms if given in minute doses; hence the drug is useful in any gastric or intestinal disturbance when nausea is predominant, particularly when the tongue is clean. A clean tongue with nausea, is a guiding indication for *Ipecac* under any circumstances.

Bright red hemorrhages, when accompanied by nausea, will require this medicine. This is particularly so in hematemesis or in hemoptysis, for which condition the remedy is of value.

In bronchitis or in bronchopneumonia, especially in infants or children, *Ipecac* is a very important remedy and will be in-

icated by a loose, rattling, choking cough, with fine or coarse rattling throughout the chest. The severity of the coughing often induces bluish redness of the face, as well as nausea and vomiting. Hence in spasmodic cough such as pertussis, *Ipecac* is of frequent use also. Asthma will often require this medicine, when together with nausea, there is a sense of oppression and anxiety about the chest, dyspnea and threatened suffocation. The cough is choking or gagging and causes vomiting of strings of white mucus. At the same time, the chest seems filled with mucus, which it is difficult to raise.

In the enterocolitis of infants, *Ipecac* will be indicated by grass-green, fermented stools or by green mucous stools, together with nausea and vomiting. The mouth seems filled with saliva, when this remedy is indicated, necessitating frequent swallowing.

In some cases of intermittent fever, which have tolerated quinin badly and

have failed to improve thereby, *Ipecac* will be required; especially when a short chill, but long hot stage with thirst and followed by sweat, are present. Nausea throughout the paroxysm is a characteristic accompaniment. Irregular cases, after quinin, when nausea is marked, may need this remedy.

Characteristic Symptoms of *Ipecac.*

1. Headache, as if the brain were bruised, all through the bones of the head, and down into the root of the tongue, with nausea.
2. Distressing nausea and inclination to vomit, with almost all complaints.
3. Stooping causes him to vomit.
4. Distressed sensation, as though the stomach were hanging down relaxed.
5. With every movement, a cutting pain in the abdomen almost constantly, running from left to right.
6. Stools as if fermented; green as grass, with nausea and colic.

7. Hemorrhage from the uterus, blood bright red, profuse, clotted, with heavy oppressed breathing.
8. Suffocation threatens from constriction in the throat and chest.
9. Loses breath with cough, turns pale and becomes rigid; worse from the least motion.
10. One hand cold, the other hot.
11. Backache, short chill, prolonged fever; mostly heat with thirst, headache and nausea; cough and sweat last.

KALI BICHROMICUM.

In the effects of this drug are combined the action of potassium with those of the acid radical of chromic acid. The former are manifested by depression of the central nervous system, and of all kinds of muscle, including the heart muscle which becomes weakened; fall of blood pressure and slowing of the pulse.

The effect of the acid radical is to cause diarrhea, vomiting, hematuria, congestion of the intestinal tract, nephritis and ulceration. Chronic poisoning by *Kali bichromicum* is evidenced by ulcerations in the nose and skin. The cartilaginous septum becomes involved, leading to perforation. This condition is usually painless. Perforating ulcers appear upon the skin, especially if any abrasions of this tissue precede exposure to the poison. Ulcerations also appear in the stomach; these have occurred in man and may be experimentally produced in laboratory animals. A chronic inflammation of the larynx and pharynx is a prominent symptom. The patient develops a cough and the expectorated material becomes stringy in character, and, owing to the local paralysis of the muscles, is raised with difficulty. No rise in temperature is produced by this drug; its general action corresponds to those diseases which are essentially chronic in character and in which ulcerative conditions of

mucous membranes are prominent symptoms. Such diseases as diphtheria, subacute bronchitis, chronic nasal and gastric catarrh, especially if associated with ulceration and the chronic gastritis produced by alcohol, are duplicated by the effects of *Kali bichromicum*. There is a close resemblance between the effects of the drug and certain forms of chronic syphilis.

Therapeutics.

Kali bichromicum, the bichromate of potassium, when experimentally given to rabbits, is capable of producing, as has been shown by Hinsdale, ulceration of a destructive character of mucous membranes, particularly those of the gastrointestinal tract: Gastric and duodenal ulcers have actually been caused by the drug, when administered in appreciable doses.

Therapeutically, therefore, the presence of such ulcers in the stomach or in the intestine, as well as in other parts of the

body, is at least strongly suggestive of the possible need for this medicine in infinitesimal doses. These ulcers have a very characteristic appearance in that they are clean-cut, deep, as though punched out. Another marked and guiding indication for this remedy lies in the nature of its secretions or discharges, which are very tenacious, gelatinous, stringy or ropy in character, and commonly yellow in color. This is particularly so in the nasal, bronchial and other catarrhs, for which the remedy is valuable.

Thus in chronic nasal catarrh, we find the formation of plugs or clinkers of hardened nasal mucus, with bleeding from the ulcerated nasal mucous membrane, if these scabby formations are forcibly removed, as well as masses of thick, stringy, tough, yellowish mucus. Pain over the eye, along the course of the supraorbital nerve is common; likewise pain at the root of the nose, over the frontal sinus. Ulceration and perforation of the nasal septum is also another condition often met with.

Tonsilitis will at times demand *Kali bichromicum* when there is a thickly coated yellowish tongue with rawness and soreness in the throat and swollen tonsils, whose crypts are filled with yellowish exudate.

In true membranous croup the remedy is of value when there is much hoarse, wheezing and choking cough, with the presence of the characteristic tenacious, yellow discharges. Subacute bronchitis often needs the remedy when the cough is worse in the early morning hours, about 2 or 3 o'clock, and when the sputa are coughed out in long, ropy, yellow masses.

A yellow coated or dry, red and cracked tongue, will often direct attention to *Kali bichromicum*.

Asthma, whether bronchial or cardiac in character, will be benefited by *Kali bichromicum* when the attacks are worse in the early morning, often waking the patient from sleep at two or three o'clock and when with the violent choking cough, there

are long tenacious strings of yellowish mucus brought up.

In children the remedy is of great value in attacks of simple bronchitis or of whooping cough, especially in fat, chubby, blue-eyed urchins with short necks.

Kali bichromicum suits the gastric complaints of beer drinkers particularly, who complain of a heavy sensation in the stomach and distress, immediately after eating. In this respect the remedy differs from both *Nux vomica* and *Pulsatilla*, in which remedies the gastric symptoms are worse an hour or more after the meal has been eaten.

Ropy yellowish leucorrhœas with ulceration of the os uteri, may be much helped by this medicine, when other additional symptoms of the drug in general, are present.

Characteristic Symptoms of *Kali bichromicum*.

1. Discharges from nose, mouth, vagina, or from any other mucous membrane, of a tough, stringy mucus, which

- sticks to the parts and may be drawn out in long strings.
2. Sensation as if the nose were swollen and stiff, and as if a heavy weight were hanging from it.
 3. Membranous and diphtheritic croup; invading larynx, trachea and bronchi. Croup worse 2 to 3 A. M.
 4. Cough worse when undressing; better after getting warm in bed; worse in the morning on waking; wheezing and panting, then violent cough, with retching and expectoration of stringy viscid mucus.
 5. Especially useful in fat, light-haired persons; fat, chubby children.
 6. Ulceration deep, as if cut out with a punch, edges regular.

MERCURIUS.

There are two preparations of mercury used in homeopathy which are practically identical in their action. One of these is *Mercurius vivus*, the element itself, and the other is *Mercurius solubilis Hahne-*

manni. Both these substances have been proven and no essential or important differences in their effects can be noted.

Mercurius causes the following reactions in those who take it; a stomatitis is usually the first symptom to make its appearance. The tongue and gums become sore, the individual is salivated and the breath is offensive. During the course of chronic poisoning, there is ulceration of mucous surfaces. The teeth become loose and may fall out. Diarrhea and skin symptoms are of common occurrence. Women are apt to suffer with amenorrhea, and ultimately the mercurial cachexia shows itself by anemia, weakness and restlessness.

Mercury affects the central nervous system by the production of what is known as "mercurial erethism," which is an abnormal irritability which may be associated with muscular weakness, delirium and hallucinations. Finally the mercurial tremor appears in the hands, arms and

legs. There is a striking similarity between this tremor and the symptoms of paralysis agitans.

The ulceration produced by *Mercurius* appears in the eye, nose and intestinal tract. These ulcers may penetrate to the bones, causing a periostitis.

All the effects of *Mercurius* are worse at night and from heat.

If the entire group of symptoms produced by mercury be examined, the following are the ones which are especially prominent and important, since they are the counterpart of similar symptoms occurring as the result of disease:

1. The aggravation from heat and at night.

2. Bad odor to the breath and perspiration.

3. The flabby, coated tongue, taking "the imprint of the teeth."

4. The straining at stool, or the "never get done feeling."

5. A profuse, oily, offensive sweat, oc-

curing during the course of a fever and the appearance of which does not relieve the sufferings of the patient.

6. The salivation.

7. The tremor and the tendency of *Mercurius* to form pus. "Only substances causing positive chemotaxis and cell necrosis will cause suppuration. Although bacterial infection is the usual cause of suppuration it may be produced by other substances among which are silver and mercury." [Wells—Chemical Pathology.]

Mercurius causes many of the pathological and symptomatic expressions which are characteristic of syphilis. This is especially true of the ulcerations, bone pains, and the nightly aggravation.

Summing up the effects of *Mercurius*, it may be stated in brief, that it is used in the homeopathic treatment of the following diseases because of the close similarity of its symptoms to these conditions: syphilis, diarrhea, dysentery, paralysis agitans, low types of fever with the kind of per-

spiration previously mentioned; sore throat, and in any disease characterized, broadly speaking, by ulceration, odor to the discharges, and by any of the other effects of the drug previously mentioned. It finds use in ulcerative conditions of a superficial character, and because of the ability of *Mercurius* to produce pus, it is a medicine for gonorrhœa and soft chancres. Old catarrhs are sometimes benefited by its use, and it affects the liver, producing soreness and an inability to lie on the right side.

Therapeutics.

Mercurius: This remedy should be thought of when the patient has a fetid breath and a broad flabby tongue which shows the imprint of the teeth. There is sensitiveness to cold air; the patient perspires easily, but is not relieved thereby. The complaints are aggravated at night, from the warmth of the bed and in cold, damp, rainy weather.

If diarrhœa is present, it is attended

with a "never-get-done" sensation. If the throat is sore, there is soreness and swelling of the glands externally. The right side of the body is most frequently affected.

This remedy should be remembered in torpidity of the liver, when the secretion of the bile is deficient. The bowels are constipated, the stools are light colored and offensive, there is loss of appetite and great depression of spirits. The patient is languid and melancholy. There are constrictive and compressive headaches. The conjunctiva is yellow.

Mercury should be studied in hepatitis when there are sharp, violent stitches in the hepatic region, which retard breathing and eructations. The abdomen is distended with gas and the patient cannot lie on the right side. It is a most important remedy in disease of the respiratory tract, when the symptoms are aggravated at night, and during damp cold weather. The gums are spongy and may bleed easily.

there is salivation, the tongue has a yellow coating; the breath is fetid; the salivary glands are enlarged. The stools are watery or mucosanguineous in character; a hectic condition is often present; the cough may be dry and attended with burning and roughness down the sternum, or there is a copious secretion of mucous or mucopurulent sputum, with exhausting night sweats.

It should be thought of in dysentery when the stools are bloody and slimy in character and are attended with colic, fainting and a continual tenesmus, the "never-get-done" sensation. It is also of service in cases of simple diarrhea, when practically the same symptoms are present.

It is curative in stomatitis and ulcers of the lips, tongue and cheeks, when accompanied with a profuse salivation. The edges of the ulcers are irregular and undefined and have an unhealthy lardaceous base surrounded with a dark halo.

It is beneficial in inflammation of the

conjunctiva and cornea; this may be ulcerative, phlyctenular or catarrhal in character. The dread of light is intense, lachrymation is profuse, biting and ex-coriating; all these symptoms are worse at night. This is one of our most important remedies in the management of syphilis. The indications for its use may appear early in the primary stages of this disease; but it is during the secondary stage that it is of most service and its use must be persisted in as long as active symptoms are present.

It is also of benefit in syphilitic iritis when the pains are worse at night, and the general symptoms of the remedy are present. It is of service in nasal catarrh when there are sneezing and a fluent, acrid, corroding discharge. The nostrils are swollen, raw and ulcerated. The pains are worse at night and in damp weather.

It is useful in the treatment of leucorrhœa when this is acrid and burning in character and is attended with itching and rawness of the parts.

Characteristic Symptoms of Mercurius.

1. Gums painful to the touch, swollen, spongy, receding from the teeth, edges whitish, bleeding, fetid odor from the mouth.
2. Moist tongue, with intense thirst.
3. Tongue swollen and flabby; showing impress of the teeth on the margins; movement difficult.
4. Teeth feel loose, fall out, or become black and carious.
5. During every menstrual period, anxiety, red tongue with dark spots and burning, salty taste; sickly color of the gums; teeth set on edge.
6. Leucorrhœa always worse at night, itching, burning, smarting, corroding, with rawness.
7. Itching of genitals, made worse from contact of urine remaining on parts.
8. Round spots shining through the skin, of a coppery-red color. Syphilis.

9. Flat painless ulcers, pale, covered with phlegm-like pus; on the scalp, skin of penis, etc.
10. Ulceration very superficial and widespread.
11. Ulcers having an impure lardaceous surface, with inflamed elevated, everted edges, like raw meat, readily bleeding.
12. Colic, burning and tenesmus, before, during and after stools, chilliness between the stools.
13. Worse when lying on the right side, particularly the pain in the region of the liver, and the bruised sensation in the intestines.
14. Boring pains in the exostoses at night.
15. Cold, clammy, night sweats which drive him out of bed.
16. Sweating with all complaints, but the sweat affords no relief.
17. Sensitiveness to both heat and cold.

MERCURIUS IODATUS RUBER.
MERCURIUS IODATUS FLAVUS.

The exact physiological action of the iodids of mercury has not received the same study and investigation as has been given to either the element itself, or to its salts of the mineral acids. It is known that both the red and yellow iodid of mercury, produce effects similar to those of the uncombined metal, yet otherwise identical effects are modified by the iodin content of the compounds.

In general it is assumed, that the iodids of mercury produce a group of symptoms, following their administration, in which both mercury and iodin effects are plainly visible and that the base and the radical in these salts play practically an equal part in causing their physiological actions. *Mercurius iodatus ruber* has an action almost exactly like that of the *iodatus flavus*, but it is believed that the former salt is more toxic and that the iodin in it

modifies its action to a greater degree, than is the case with the latter compound.

Both of these preparations produce some degree of salivation and the other manifestations of their action—being a cross between mercury and iodine—are accompanied by mild inflammatory and febrile symptoms, more so than would result from equal doses of any of the other mercury compounds, the cyanid and bichlorid excepted. Thus, the throat, which seems to be especially susceptible to the effects of these iodids, becomes sore and inflamed, and a slight rise in temperature has been noted. Furthermore, these salts affect the intestinal tract, producing constant desire for stool, with tenesmus: All these symptoms are more prominent with the red than with the yellow iodid.

Therapeutics.

Mercurius biniodidus, *Mercurius iodatus ruber*, in its more general characteristics resembles *Mercurius solubilis* itself,

which means that it has the aggravation of its symptoms at night, the easy perspiration and the tendency to glandular swelling. In its effects, however, *Mercurius biniodidus* is left-sided and this is particularly marked in its throat symptoms.

The remedy is, therefore, of frequent use in attacks of simple pharyngitis, or of tonsilitis which commences on the left side of the throat. The submaxillary and other glands on the left side of the throat and jaw are swollen and painful, there is more or less salivation or at least an increased amount of saliva, the tongue is heavily coated yellow and the taste is bitter or metallic. On swallowing there is soreness, at first on the left side and later spreading all over the throat. In follicular or cryptic tonsilitis with specks or patches of exudation upon the tonsils, this remedy is certainly of value.

In indolent chancre, and bubo, *Mercurius biniodidus* may be needed.

Characteristic Symptoms of *Mercurius biniodid*.

1. Tonsilitis; glands greatly swollen, very red and inflamed; usually begins on left side. Often required in diphtheria. In *Mercurius protoiodid* there is less inflammation and swelling of glands, and the throat is dotted with mucous patches; follicular tonsilitis.
2. *Mercurius biniodid* is left-sided in action, whereas *Mercurius protoiodid* is right-sided. This differentiation is of practical clinical value, in throat affections particularly.

NUX VOMICA.

This drug owes its activity to strychnin, a most toxic alkaloid. Practically the entire action of *Nux vomica* or of strychnin is exerted upon the nervous system: the irritability of the spinal cord and the central nervous system becomes greatly increased. There is an increase in the sus-

ceptibility to ordinary stimuli, and after larger doses, convulsions, due to the stimulation of the cord, very quickly make their appearance. Consciousness is retained until death takes place, due to asphyxia.

That the convulsions are of spinal origin is proved by removing the brain, when it is found that they still continue. In animal experiments, artificial respiration may cause a cessation of the spasms caused by strychnin. The convulsions are opisthotonoid in character, because the extensor muscles contract simultaneously with and are stronger than the flexors.

Irritation of sensory nerves is necessary in order to produce strychnin convulsions, since the spasms do not occur after the skin has been cocainized, or after complete blocking of all the sensory nerves.

Nux vomica stimulates the medullary centers, with a subsequent increased strength of respiration and a rise of blood pressure. The rise of blood pressure is due to some effect upon the vasomotor

centers and also to a direct action on the vessel walls.

There is produced by strychnin a decided increase in the acuteness of all the special senses. The field of vision, the acuteness of hearing and the sense of smell are all increased. These phenomena precede those resulting from stimulation of the cord. The abnormal acuteness of vision owes its origin to the direct action of the alkaloid upon the retinal cells. These effects, except those of vision, are the result of an action on the central sensory tracts in the cerebrum.

The heart rate becomes slower, through stimulation of the vagus. The heart muscle is not stimulated by strychnin; in fact, the amplitude and rate are decidedly depressed. By an increase in the irritability of the cardiac inhibitory and acceleratory centers, normal stimuli may produce more profound and beneficial changes in the musculature of the cardiac apparatus. It must be remembered, how-

ever, that even this favorable cardiac response to strychnin is somewhat antagonized by the depression of the cardiac muscle tissues?

Therapeutic doses cause striated muscle to perform a greater amount of work than otherwise. The "receptive substance" is presumably the point stimulated by strychnin in producing this result. When strychnin is absorbed even in extremely small quantity, the secretory and gastric motor mechanisms of the central nervous system are rendered more susceptible to stimuli, hence an increase in tone results.

Heat production is augmented because *Nux vomica* increases the general metabolism. This is a secondary, rather than a primary effect. Any rise in temperature which might otherwise occur, is prevented by increased heat dissipation

The excretion of sweat may be somewhat increased, an effect which is produced by anything which stimulates the spinal centers.

While *Nux vomica* and strychnin may be considered pharmacologically as identical in action, yet differences exist when each is studied in regard to its finer action. From this latter standpoint, and when close therapeutic distinctions are made, it is quite apparent that the one does not have exactly the same effects as the other and that they should not be used interchangeably.

Therapeutics.

Nux vomica suggests overdosing with patent and other medicines, particularly those containing laxative ingredients or embodying various narcotic preparations, such as opium and its derivatives. Overindulgence in rich and spicy food, especially when washed down with copious libations of strong alcoholic wines or liquors and accompanied by the smoking of strong cigars, will frequently bring about a disordered state of gastric and mental irritability, for which this medicine is eminently suitable.

The *Nux vomica* patient represents, in short, a certain distinctive type—the keen, active, overworked, hurried and nervous professional or business man, who seeks distraction from the daily cares and annoyances of life in late hours and the pleasures of the table. Taking little or no exercise, leading sedentary indoor lives, such patients are quite likely to be chilly, constipated and irritable. Sleep is apt to be broken, especially in the early morning hours, when, at about three o'clock, the *Nux* patient is apt to find himself awake and unable to fall asleep again.

He is wide awake, but after much restless tossing, finally drowzes off, only to waken at the usual rising time, feeling dull and miserable, with frontal or occipital headache and disagreeable bad, bitter or sour taste in the mouth.

Hypochondriacs often need *Nux*, especially when they are at the same time quarrelsome, spiteful, hypersensitive to external impressions, to bright light and to

noises. Difficulty in thinking is characteristic, with dread of attempting any literary or similar mental work.

Vertigo is common, as though the brain were whirling in a circle, worse after eating, particularly after dinner. A sense of intoxicated confusion in the head, is common. Headache in the morning in bed, gradually improving after rising. Headaches which are caused by drinking alcoholic liquors or from coffee, but relieved by remaining quiet and in a warm room, will often need *Nux vomica*.

Coryzas with thin, excoriating, watery discharge, sneezing, chilliness and scraping soreness of the throat, all aggravated in the morning, will require this medicine. In these conditions there is likely to be present frontal headache and relief to the nasal obstruction in the open air.

Functional disorders of the stomach, embracing the numerous complaints commonly included by the term dyspepsia, need *Nux vomica* when these disorders occur in

the type of patient already described and the latter complains of a sensation of a lump or stone in the stomach, coming on an hour or so after eating. Constipation is present, with much fruitless urging to stool, due to irregular, fitful peristaltic action, especially of the small intestine. The tongue is coated brownish, yellow or white, with bitter or sour taste, nausea and a feeling that if he could only vomit, the patient would feel so much better. Headache, either frontal or occipital is present, with a general aggravation of the condition in the morning.

Nux vomica is at times extremely useful in acute diarrhea for which "cholera" or other mixtures have been unsuccessfully given, when the patient has a frequent, often entirely ineffectual desire for stool, with temporary, immediate relief after stool. Chilliness is commonly present, and this is decidedly accentuated, if the patient uncovers, or if the least air strikes him. The latter symptom is very characteristic of *Nux*.

In incipient spinal diseases *Nux* may be of distinct aid, especially when a history of sexual and alcoholic excess is present, which has led to paralysis, trembling and numbness of the extremities. Convulsive seizures, aggravated by the least noise or by a draft of air, with tetanic muscular rigidity or with the presence of opisthotonos, may be relieved by *Nux vomica*.

A simple backache or lumbago will be helped by *Nux*, when the patient is unable to turn over in bed without first sitting up. Backache caused by sexual excess and which is worse in the morning in bed, or on first rising, will often need the remedy.

Hemorrhoidal affections, when present with the typical constipation, are likely to be helped by *Nux vomica*. The hemorrhoids may be blind or bleeding, with a sensation of rectal constriction and a feeling after stool, as though more stool could be evacuated by continued pressing and straining.

In the gastric disturbances which need

this remedy there is often a peculiar abnormal appetite or hunger, which precedes the attack by twenty-four, or even thirty-six hours.

Nux is at times useful in a dry, tickling cough, which is especially annoying from midnight until morning, accompanied at times by soreness in the chest, or by scraping soreness in the throat. Coughs which have been treated with cough mixtures, especially those containing opium or codein, will frequently need *Nux vomica*.

The remedy is a valuable one in everyday practice, suiting many common ailments, but must only be prescribed when the peculiar type of irritable, nervous, sensitive temperament is evident.

Characteristic Symptoms of *Nux vomica*.

1. Careful, jealous persons, inclined to get excited and angry, or of a spiteful, malicious disposition.

2. Hypochondriac mood; worse after eating, especially in those of sedentary habits or in those who dissipate; with abdominal sufferings, constipation and hemorrhoids.
3. Coryza; fluent during the day, and stopped up at night.
4. Constipation, with frequent and ineffectual desire for stool, and sensation of constriction of rectum.
5. After stool, sensation as if more remained but could not be evacuated.
6. Menses a few days before the time, and rather too copious, or keeping on for several days longer, with complaints at the onset and remaining after the period is over.
7. Dry, fatiguing cough in the evening after lying down, or very early in the morning, also with roughness, rawness and scraping of chest.
8. Awakes at 3 A. M., lies awake for hours with a rush of thoughts, falls into a dreamy sleep at daybreak, from

which he is hard to arouse, and then feels tired and weak, and averse to rising.

9. Sleepy in the early evening and sleepless at night.
10. Ailments from continued mental labor.
11. After aromatics in food, or as medicine, especially ginger, pepper, etc., and after almost any kind of so-called hot medicines.
12. Feels worse in the morning, soon after waking, also worse after mental exertion and after eating.

PHOSPHORUS.

Phosphorus can exist in the body in the form of a compound only; if elemental *Phosphorus* is taken, it is transformed into the acid. *Phosphorus* is toxic in very small amounts and belongs to the class of protoplasmic poisons. A pronounced effect of *Phosphorus* intoxication, especially

the chronic form, is an irritation of the respiratory tract. The pathology here produced, is at first that of bronchitis, which later may develop into a lobar pneumonia.

Phosphorus irritates the gastric mucosa, producing nausea and vomiting. Nearly all of the effects of *Phosphorus* are due to pathological conditions; its power of producing mere functional disturbances is very slight. It requires only a brief period of time for *Phosphorus* to produce fatty degeneration, even when given in rather small doses. The fatty degeneration is not due to an actual transference of normal tissue into adipose tissue, but instead, is due to a "transference of fat from other deposits."

Phosphorus attacks the bones. Here it exerts two actions, opposite in character. The first may be called a stimulating and the other a disintegrating effect. In both instances the histology of the tissue is greatly changed. In the first action, "the

activity of the osteoblasts is increased, so that the laying down of bone, especially in young animals, takes place more rapidly than usual." In the second action, occurring after prolonged *Phosphorus* treatment, the bones become weak and fragile.

The beneficial properties of alfalfa, as a food for stock, are largely dependent upon the presence of *Phosphorus* in this plant. Young animals fed upon alfalfa have a larger bone development than would otherwise be the case.

The action of *Phosphorus* upon the liver is illustrated by the following report of its pathological action: One drop of a saturated solution of *Phosphorus* in olive oil was given to a guinea pig twice a day for twelve days, when the animal died. There were produced, pale areas plainly visible to the naked eye. Microscopical examination showed that these areas take little or no stain, which is significant of necrosis of much of the liver tissue. Necrosis, fatty degeneration and infiltration, are the prin-

cipal changes here produced. Minute globules of fat, both in and between the liver cells, can be seen. The necrosis is most noticeable around the blood vessels. The absence of any congestion or inflammatory conditions, is the reason why *Phosphorus* has so little pain in its symptomatology.

The effect of the action of *Phosphorus* upon the blood is to cause an increase in the erythrocytes.

The general symptomatic expression of the action of *Phosphorus*, known in homeopathy as its characteristic symptoms, may be summarized as follows:

1. Fatty degeneration of tissues.
2. Caries of bones.
3. Dread of mental exertion.
4. Painless diarrhea.
5. Oppression of chest.
6. Low types of fever, with no thirst.
7. Burning pain in dorsal region of spine.

Therapeutics.

Phosphorus is one of our most valuable drugs, but one which must be used with care and which must not be given too often, or in too crude a dose. In a general way it is related to tubercular diseases, particularly phthisis and to pneumonia, in which diseases it has proved itself of great value many times.

Characteristically the *Phosphorus* patient is tall, narrow-chested and slender, resembling the tuberculous type of patient, yet the remedy is of equal efficacy in those who are short and stout, provided that its typical guiding symptoms are present. Among these are to be especially mentioned, the aggravation of all *Phosphorus* symptoms except those of the head and stomach, from cold air, to which the *Phosphorus* patient is very sensitive. Another valuable indication is an aggravation of many symptoms when the patient lies or attempts to lie, upon the left side. Like-

wise, the *Phosphorus* patient feels worse before a thunderstorm, being sensitive to electric changes in the atmosphere. In the morning he is often lame and stiff on first moving, an indication of considerable value in the chronic rheumatic complaints, for which this remedy is useful.

The *Phosphorus* patient is inclined to be mentally dull or apathetic, when sick; he is sluggish and dislikes to talk and is extremely indisposed to mental or physical exertion. He has difficulty in concentrating his mind upon his work; ideas are slow in coming and quickly vanish. Hence, in conditions of nervous prostration or neurasthenia, this remedy is often valuable.

In typhoid states for which *Phosphorus* is suitable, the patient is found to be dull and apathetic, even in a stupor at times, with low, muttering delirium. When aroused momentarily, he quickly lapses back into his lethargy and answers questions with difficulty or not at all. At times

he is loquacious and in his delirium may become obscene.

Vertigo will often require *Phosphorus* as its remedy, especially when the patient feels as though he had been lying with his head too low, or when he staggers on walking or becomes dizzy on rising from bed. The head feels dull and confused and the brain feels tired. There is at times a frontal headache, which is ameliorated in the open air.

In the gastric complaints for which the remedy is suitable, there is usually present an empty, gone sensation at the stomach, as though the abdomen had caved in or had literally been scooped out. Oddly enough, this sensation of faintness, or goneness, is particularly marked at about eleven o'clock in the forenoon and is usually relieved, temporarily at least, by the ingestion of food. *Phosphorus* has either an entire loss of appetite, or more often a ravenous one, even during a headache, or at times with the fever. Before a headache, pa-

tients sometimes experience an increased longing for food and this symptom is well met by *Phosphorus*, which is likewise indicated when there is present a peculiar nocturnal hunger, which wakes the patient from sleep and compels him to eat.

Quite commonly the *Phosphorus* patient is extremely thirsty for ice cold drinks, which, in cases of acute gastritis especially, are vomited within a few minutes; or as soon as they become warmed by the stomach. At times, however, even during fever, an absence of thirst will be noted, but this symptom is only exceptionally present.

As this remedy is hemorrhagic in character, we find it of great value in bleeding from almost any organ; thus it is likely to be indicated in epistaxis, in hematemesis or in hemoptysis. Women who are tall and thin and whose menses are too copious and occur too frequently, will often need *Phosphorus*.

In pneumonia, particularly lobar pneu-

monia, this medicine deservedly has an enviable reputation. It is likely to be needed during the stage of hepatization or of slow or delaying resolution, especially in pneumonia of the right lower lobe. The cough is painful, hurting the chest and head, may be either dry or loose and is aggravated by the slightest cold air and by lying on the left side. The face is flushed, dusky red, the eyes often glassy; breathing is labored and the patient complains of a sensation of weight or of heaviness upon the chest, as though he could not draw a deep full breath, which, in fact, it is difficult for him to do. The sputa are thick, yellowish or greenish, blood-streaked, bloody or rust colored and may have either a salty or a sweetish taste. The pulse is rapid, small and may be weak and irregular, denoting commencing weakness, particularly of the right side of the heart.

In laryngitis, *Phosphorus* is frequently needed. The voice is extremely hoarse or may be entirely lost, the larynx and

trachea are very raw and sore, especially during cough or from inhaling cold air. The cough is aggravated by going into the cold air and the hoarseness is decidedly worse toward evening. The sensation of heaviness or oppression of the chest, is often present as well. Burning pains or sensations are common to this remedy and will often suggest its use. The peculiar burning sensation in the spine, especially between the scapulæ, may indicate it in cases of spinal neurasthenia or of actual caries of the vertebræ.

As *Phosphorus* is capable of causing fatty degenerative changes it must, therefore, conversely, be found serviceable in similar states, the result of disease. Hence fatty degeneration of the heart will at times require the remedy, especially when palpitation and breathlessness from slight exertion are present and the cardiac symptoms are aggravated by lying on the left side.

Provided the important general char-

acteristics of *Phosphorus* are present, this remedy will be found helpful in many important diseases.

Characteristic Symptoms of Phosphorus.

1. Pulsations, sticking and burning in the brain.
2. As soon as water becomes warm in the stomach, it is thrown up.
3. Chronic painless diarrhea of undigested food, with much thirst during the night.
4. Frequent diarrhea during cholera time; cholérine.
5. Constipation; feces slender, long, dry, tough and hard, like a dog's; voided with difficulty.
6. Cannot talk on account of pain in larynx.
7. Pains in the chest with coughing, relieved by external pressure.
8. Dry tickling cough in the evening, with tightness across the chest.

9. Trembling of the whole body while coughing.
10. Can lie on right side only.
11. Small wounds bleed much, hemophilia.
12. Cough worse evening and night, from change from warm to cold air; from lying on the left side; from laughing.
13. Most symptoms aggravated before midnight, and during a thunder storm.

PODOPHYLLUM PELTATUM.

Podophyllum, or rather its resinoid, is classed as a drastic cathartic. Podophyllo-toxin, the active principle of *Podopyllum*, will cause catharsis when injected hypodermically but its irritant effects are such as to prevent its therapeutic employment by this method. *Podophyllum* in small doses is rather a quick acting cathartic, producing this effect more rapidly than in

the case of rhubarb or aloes. Maximum therapeutic doses are followed by profuse liquid stools, accompanied by colicky abdominal pain. Nausea is apt to be an attendant symptom. Larger doses cause enteritis with bloody stools, which may contain the exudative products of the inflammation. The cathartic properties of *Podophyllum* are manifest after section of the splanchnics and vagi, which suggests that its action is largely peripheral.

In rabbits, slowly poisoned with *Podophyllum* tincture, it is found that the large blood vessels of the submucosa and muscular coat of the intestines become congested. There is also a slight sloughing of the mucosa on the surface.

Podophyllum has an action upon the liver; human beings experience, in general, symptoms such as result from a torpid congestion of this organ. In the rabbit this organ is decidedly affected. A typical experiment is as follows: Ten drops of the tincture of *Podophyllum* were given

twice a day for fourteen days, when the animal died from its effects. A general survey of the section shows the larger blood vessels severely congested. There is a fairly well advanced hepatitis as shown by the leucocytes scattered profusely through the tissue. The infiltration of round cells is most noticeable near the center of the lobules, but they have penetrated between the liver threads and cells to the very periphery. Minute droplets of bile are visible throughout the entire section, denoting a bile stasis. The liver cells themselves are beginning to present degenerative changes as a result of the general inflammation.

Therapeutics.

Podophyllum: When this remedy is indicated there is present a congestion of the liver and of the digestive tract, and gastro-enteritis is often present. There is sensitiveness of the hepatic region and the patient is found rubbing the part, while

the condition is often attended with vomiting of bile. It should be studied in morning diarrhœa when the evacuations are sour, green and bilious; there is gurgling throughout the bowels, and then a sudden profuse stool. It should be remembered in cholera morbus and acute intestinal catarrh when the stools are watery, gushing, profuse, green and offensive. There is often a sensation of faintness and emptiness in the abdomen, following stool.

It is indicated in cholera infantum which occurs during dentition, when the stools are green and watery; there is a rolling of the head, grinding of the teeth and whining and moaning during sleep. There is often prolapse of the rectum during stool.

It is of service in congestion of the liver when this organ is enlarged and sensitive. The face and conjunctiva present a yellow, jaundiced appearance. The tongue has a yellow coating and takes the imprint of the teeth. There is an offensive odor

from the mouth; during this period constipation is the rule and the stools are clay colored. In other cases, diarrhea may alternate with the constipation; there is jaundice with hyperemia of the liver; fullness, soreness and pain as from gall-stones.

Some of these cases are associated with hemorrhoids and prolapse of the anus, which occurs with the stool or from the least motion. It is of benefit in cases of chronic acid gastritis, when there is heart-burn with waterbrash and a sensation of heat in the stomach and sour eructations. The patient vomits material consisting of food and mucus which is of an acid character. It is also of benefit in headache of such patients. The headache is of the morning type. There is heat on the vertex, giddiness and dizziness and a sensation of fullness over the eyes; in infants rolling the head from side to side, during dentition, with disturbance of the bowels. The headache alternates with diarrhea.

Characteristic Symptoms of Podophyllum.

1. Bilious conditions in general; congestion and torpidity of the liver; bilious headache: gall-stones with jaundice: bilious diarrhea.
2. Early morning diarrhea; stools green; sour; preceded by colic, especially during hot weather. Yellow stools.
3. Diarrhea during dentition; also with reflex cerebral disturbances, grinding teeth, rolling head from side to side, exhausting stools, hydrocephaloid condition.
4. Grinding of teeth at night; in infants. Infants press gums together.
5. White moist tongue, showing imprints of the teeth. Bad taste in mouth.
6. Faintness and emptiness after stool.
7. Sleepiness in the daytime, especially in the forenoon.

PULSATILLA.

The physiological action of this drug is due to its active principle, anemonin. Large doses of the drug produce paralysis of the heart and respiratory center, accompanied by convulsions. The pupil is first dilated, then contracted. A biting, itching eruption may appear upon the skin, which frequently results in vesication. Smaller doses act as a diuretic. Tests upon isolated animal uteri show that the activity of this organ is depressed.

The most characteristic and important effect of *Pulsatilla* is its action upon practically all mucous surfaces. Prolonged administration of the minimum and sub-minimum physiological doses of the tincture produce catarrhal conditions, the discharges being as a rule, thick, yellow, profuse, bland, and unattended by any appreciable amount of pain. The ordinary staphylococcic infection is closely counterparted by *Pulsatilla*. These effects are

seen especially in the eye, nose, ear and genito-urinary tracts of both sexes and correspond closely to certain forms of catarrhal conjunctivitis and ocular infections, coryzas, otorrheas, and gonorrhoeal infections. The glands are involved and symptoms similar to orchitis and ovaritis are produced.

Other effects of small doses are tearing pains in the extremities, moving rapidly from place to place; chilly sensation; the recipient of the drug finds great relief from all symptoms by being in the cool, open air. The mental condition is affected by *Pulsatilla*; the subject becomes depressed and of a tearful mood. The disposition becomes mild and yielding in character. An individual who is naturally of this disposition, is affected by the remedy to a greater degree than one of another mental type.

Tincture of *Pulsatilla* soon spoils, and heat renders it inert. It should always be dispensed in a freshly prepared tincture made from the green plant.

Therapeutics.

Pulsatilla: This remedy has been called the woman's remedy, because it is so often of use in diseases common to the female sex. Botanically, *Pulsatilla* is known as the windflower and lightly bends its head to every zephyr, thus in a sense, resembling the proverbially alleged fickleness of woman. Though this be base slander, it is a fact that *Pulsatilla* is very changeable in its symptoms, which shift and wander about in most surprising manner. This changeableness is one of the great characteristics of the remedy and will many times serve to call attention to it.

Pulsatilla has a marked affinity for the veins, which become varicose and painful. Cold applications or cold air then becomes agreeable to the patient so afflicted, who likewise finds that gentle motion, as in walking slowly, by aiding in the circulation of the venous blood, relieves considerably. Hence we have, briefly illustrated,

two more great characteristics of this remedy—relief from cold air and from slow, gentle motion.

Mucous membranes become inflamed and pour out a thick yellowish-green and, with little exception, bland catarrhal secretion, so that thick, yellowish-green, bland discharges are another characteristic indication for this remedy.

Most *Pulsatilla* complaints are exaggerated toward evening and at night. The mental state of the *Pulsatilla* patient is of important interest and is characterized by sadness, fickleness and a decided tendency to shed tears upon slight provocation, thus, even while speaking of her complaints, the woman who needs this medicine will weep, and in her depression is agreeably affected by the sympathy of those about her, whose consolation she is most eager to seek. This sadness or mental depression, is especially pronounced before menstruation and becomes an indication of value in the treatment of anemic

or chlorotic young women. In amenorrhea this remedy is of frequent use and is indicated by the sad, depressed, yielding type of patient; chilliness, yet a desire for and an amelioration in the cool open air, vertigo and faintness, especially in a warm room, and gastric symptoms, such as a sensation of a lump or stone in the stomach, coming on two or three hours after eating, desire for acids or sour things, sour or more especially, bitter taste and a total absence of thirst.

This absence of thirst is peculiar to *Pulsatilla*, as well as to a few other drugs such as *Apis* and *Gelsemium*, particularly during fever and when present in any febrile disease, should always call attention to these remedies. During his fever the *Pulsatilla* patient is restless and fretful, dislikes to be alone, feels worse at twilight and at night; tosses about and particularly seeks the cool spots in the bed.

In acute rheumatic fever this remedy is of decided help, when the patient is of the

type as above described and when the pains jump about from joint to joint in an erratic manner and are relieved by uncovering, exposure to cool air and by cold applications. White coated tongue and absence of thirst will be present.

Pulsatilla is of value in nasal catarrh or in simple coryza in its later stages, when the discharge is thick, yellowish-green and bland, together with loss of the sense of smell and of taste. The nose is obstructed, with interference of breathing through it, but marked relief to the nasal symptoms in the cool open air. In bronchitis a cough which is loose and rattling in the morning, with thick greenish, or yellowish-green sputa and an aggravation of the cough, which becomes dry at night, on lying down, will indicate this remedy. A warm room will aggravate this cough, whereas the cool open air has a soothing, modifying effect. Even warm food is at times, apt to increase the *Pulsatilla* cough.

In the common diseases of childhood,

Pulsatilla will be frequently called for and is, for example, of great value in measles, particularly when inflammatory metastasis or extension to the ear takes place. In otitis media the child is fretful, restless, crying; the pain is erratic in behavior, worse at night and when discharge from the ear takes place, it is thick and of the typical yellow or yellowish-green color.

In simple catarrhal inflammations of the eyes *Pulsatilla* will be useful when the typical discharge is present, together with relief from cold air or applications. Gonorrheal ophthalmia may require *Pulsatilla*, in addition, of course, to the usual and necessary local measures. Gonorrheal urethritis will need this remedy when the typical discharge is in evidence and the disease tends to drag, or when metastasis to the epididymis or testicle has occurred. Similarly in gonorrheal rheumatism, *Pulsatilla* is frequently a valuable friend.

Women who require *Pulsatilla*, in addition to the characteristic mental and other

symptoms already cited, are likely to have menses which are late and scanty or easily suppressed from slight causes, such as wet feet. Leucorrhœa is often troublesome and will then be thick, usually bland and yellowish-green. In women, too, weakness of the bladder is often an annoying symptom and is shown by involuntary micturition from slight provocation such as coughing.

In malarial fever *Pulsatilla* will be required, when the paroxysms are either quotidian, tertian or quartan, but occur chiefly in the afternoon, the chill coming on at four o'clock, or the chill will be absent with the hot stage coming on at 2 P. M. Where quinin has been indiscriminately given and has failed to help matters, *Pulsatilla* will at times be required to clear up the case.

The *Pulsatilla* patient is chilly, though better in the cool open air, and is averse to fats or fatty food, such as pork. Fats cause gastric distress and disturbance in

general, such as heartburn and water-brash. These symptoms will often call attention to the remedy in gastric complaints.

From the above it is clear, that in *Pulsatilla* we have a remedy of wide range of action and usefulness in many different diseases and complaints. Whenever its general characteristics as heretofore outlined are present, good results may be confidently expected from this remedy.

Characteristic Symptoms of *Pulsatilla*.

1. Coryza, fluid or dry with loss of taste and smell, sore nostrils, later a yellowish-green discharge.
2. Pressure in abdomen and small of back, as from a stone, with a disposition of lower limbs to go to sleep when sitting, sometimes ineffectual desire for stool.
3. Greatly troubled with dryness in the mouth and throat while sleeping, always awakes with a dry tongue, but without thirst.

4. Stomach disordered from rich food, cakes, pastry, etc.; particularly fat of pork.
5. Thirstlessness with all complaints.
6. Wandering pains shift rapidly from one place to another, also with swelling of the joints.
7. Bad taste in the mouth, especially in the morning, or nothing tastes good, or no taste at all.
8. Menstrual colic with great restlessness, tossing in every possible direction.
9. Nocturnal enuresis, particularly in little girls.
10. Menses too late and scanty, or suppressed from getting the feet wet.
11. Mild, gentle, yielding disposition, cries at anything, is sad and despondent, can hardly give her symptoms on account of weeping.
12. Sandy hair, blue eyes, pale face, inclined to silent grief and submissiveness.

RHUS TOXICODENDRON.

Rhus toxicodendron, the poison ivy, owes its activity to a nonvolatile oil. Direct contact with the plant, is absolutely necessary for the production of ivy poisoning. Some authorities state that the poison is a glucosid but this is disputed by others. When applied locally, there results itching and vesicular eruption of the skin. The mucous surfaces are very apt to become involved; they become reddened and tumefied. Phlegmonous infiltration and abscesses are among the possible terminal pathological conditions following the exposure. It directly excites inflammation. Halsey states, "Specific vascular poisons are substances which, without causing any destruction of tissue or necrosis of the tissues, act only on the vessels, perhaps also on the lymphatics, dilating them and rendering them abnormally permeable. There are certain toxic substances, probably proteid in their nature, which belong

to the group of the so-called toxins. Among these is *Rhus toxicodendron*, which causes active hyperemia and serous infiltration of the tissues." In the vesicles produced by *Rhus* are found leucocytes and large numbers of red cells.

When taken internally, diarrhea, dysentery, and colicky pains appear. The stools may be bloody, and if enough of the drug has been taken to produce systemic poisoning, a typhoid-like condition appears.

A characteristic property of *Rhus* is the production of rheumatic pains, generally distributed over the body. These pains are aggravated by rest and they apparently have their seat in the fibrous tissues.

In general, the intoxication produced by the drug closely resembles that which occurs as the result of such diseases as rheumatism, septicemia, erysipelas and typhoid fever.

It has been found that rabbits may be successfully immunized to extracts of

Rhus toxicodendron and that their serum in doses 1 c.c will protect guinea pigs from 5-6 lethal doses of the poison. [Chemical Pathology. Wells.]


Therapeutics.

Rhus toxicodendron: 'This is a remedy very often useful in many common ailments, when its few striking, characteristic, guiding symptoms are in evidence. The patient who requires *Rhus* is quite likely to suffer from subacute or chronic rheumatic diseases and is, as it were, a sort of human barometer, sensitive to weather changes even before they actually occur. Before a storm, when rain is threatening, he feels sore all over, particularly in his joints, which are even more stiff and lame than usual. He is restless, especially at night, is unable to remain long in one position, he must move, yet in commencing to move experiences much difficulty and pain and is stiff like a "rusty hinge." The more he moves, the more

limber he becomes, until he straightens up and walks with tolerable comfort and ease, although soon he tires and must rest again, only to be compelled to go through the same performance once more.

This restlessness is found in all conditions to which *Rhus* is applicable and the remedy is never indicated when this symptom is absent. In this respect *Rhus* and *Bryonia* are, therefore, diametrically opposite. In lumbago, *Rhus toxicodendron* is usually the first remedy required, especially when the cause has been muscular strain or exposure to cold and dampness. The back is painful and stiff; stooping is practically impossible, the patient is constantly endeavoring to find a more comfortable position, but finds most relief from lying flat on the back upon something firm or hard.

Another guiding symptom of this remedy is found in the appearance of the tongue which, although it may be coated reddish brown and is dry and cracked, al-



ways has a red triangular tip as a distinctive feature. This indication is of decided value in throat conditions and especially in typhoid fever, where *Rhus* is often a sovereign remedy. The *Rhus* patient is a thirsty one, wants plenty of water and craves cold milk particularly. In typhoid fever these features, together with the muscular soreness, restlessness and offensive, yellowish and brown stools, at times involuntary, will lead to the choice of this medicine.

Sciatica will demand *Rhus toxicodendron*, when the trouble has been brought on by strain, or by exposure to cold and wet, or is the result of chilling, due to checked perspiration from exposure to draft. The pain is severe, tearing in character, gives the sufferer no comfort, but compels him to seek ease by a constant change of position, which gives temporary relief. Heat, or a hot application, is agreeable. At night the trouble is decidedly worse.

In scarlet fever this remedy is frequently required where the eruption is slow in appearing and rough or miliary in character. Swelling of the parotids is common and these may, at times, suppurate; the throat is edematous in appearance, the tongue as above described, and the weakness, restlessness and characteristic thirst will all be present.

Pneumonia, when it assumes a typhoid character, will frequently demand *Rhus toxicodendron*. The expectoration will be bloody or rusty, and a reliable indication is a bloody taste while coughing.

Erysipelas demands this remedy when the temperature is high, the general characteristics already described are present and when the eruption is vesicular, rough and dusky in appearance. The scalp, genital organs, or face are often the parts affected and in facial erysipelas, the eruption quite commonly commences on the left side and extends to the right.

Rhus toxicodendron is of much value in

the treatment of eczema and here the vesicular nature of the eruption, together with itching and burning especially bad at night, will confirm the choice. In dermatitis venenata caused by poison ivy, this remedy, if given in a highly potentized form, will often give most remarkable relief. Herpes zoster frequently needs *Rhus toxicodendron* and the indications are those already sufficiently described.

Rhus toxicodendron will, therefore, as has been suggested, be found useful in many different diseases when its characteristic indications are prominent and these should always be present in greater or less degree, if success with this remedy is expected.

Characteristic Symptoms of *Rhus toxicodendron*.

1. Aching in left arm with disease of the heart.
2. Vesicular and pustular eruptions, with burning and itching.

3. Putting hands out of bed covers brings on a cough.
4. Restless at night, has to change position frequently.
5. Corners of mouth ulcerated and sore, or chafed around the genitals.
6. Menstrual flow causes biting pains in the vulva.
7. Swollen around the ankles, after sitting too long, particularly in traveling.
8. Soreness as if beaten in the hypochondriac region, and still more in abdomen, worse on the side on which he lies, worse when turning and worse when beginning to move.
9. Lameness, stiffness and pain on first moving after rest, or upon getting up in the morning; relieved by continued motion. Worse before a storm, from getting wet.
10. Pains as if sprained, ailments from spraining and straining; lifting, particularly from stretching the arms high up to reach things.

11. Complaints after getting wet in a rain while overheated.
12. Typhoid, low, mild delirium, stupefaction, insensibility, restlessness, tongue red, dry and cracked, abdomen distended, loose, dark brown stools.

SEPIA.

The inky secretion of the cuttle fish, termed *Sepia*, is a preparation peculiar to homeopathy, finding no place in the therapy of other schools of medicine. All that is known concerning its action comes from the homeopathic provings. It is a rather inert and inactive substance, yet it is capable of causing reactions in the human organism when taken for a sufficient length of time.

In this discussion, by its physiological action, are meant the more prominent symptoms as produced in the provings. *Sepia* in this manner has been found to produce a venous plethora, most pronounced in the portal system. Later, this condition be-

comes more generalized. The female sexual organs are affected; presumably, the uterus is prolapsed; weakness and a bearing down sensation are present. The individual's normal mental condition becomes one of despondency and an indifference to her accustomed, necessary duties. The menses are scanty, herpetic eruptions appear upon the skin; "liver spots" show upon the abdomen and chest, and the face becomes earthy yellow and cachectic in appearance. Many of the disturbances caused by *Sepia* are relieved by violent motion, this acting as a stimulant to the sluggish circulation.

Sepia is a valuable therapeutic agent in spite of the fact that it does not possess toxic properties or have a sudden, pronounced, physiological action.

Therapeutics.

Sepia is a remedy more often related to chronic diseases, particularly those of women and has certain well marked char-

acteristics, which make its recognition easy.

In a general way, it may be said that weakness and relaxation of tissues or organs are guiding symptoms of this medicine, hence ptosis falls within its curative sphere. Women who need *Sepia* are physically weak, tired and worn out, often as the result of too frequent child bearing, particularly when the latter has been followed by damage to the pelvic organs, such as partial uterine prolapse and subinvolution, together with endometritis and vaginitis. Under these circumstances, bearing down sensations, as though everything were dropping out of the pelvis, are complained of, especially when the woman is standing. On lying down, she is, of course, relieved, and while sitting, feels as though she is obliged to cross her limbs for support. An offensive, milky, yellow leucorrhœa adds to her discomfort and is especially troublesome before the menses. The latter are either

early and scanty or usually delayed and scanty and of short duration.

Accompanying these pelvic troubles is a severe lumbosacral backache, relieved by firm pressure, as in sitting well back in a chair, or by lying on something hard. Undoubtedly this pain in the back is caused by uterine retroversion, a condition often present, when *Sepia* is required.

The facial appearance of the *Sepia* patient is noteworthy and is marked by a yellow color, or sallowness about the mouth or across the bridge of the nose. The eyes are often yellow, with dark rings under them. Venous congestion is a feature of *Sepia* and probably explains the fact that many symptoms, such as the headache, are relieved by vigorous exercise, which no doubt stimulates and tones the circulation.

Mentally *Sepia* patients are very much inclined to be depressed, discouraged and apathetic, particularly toward members of the immediate family and to the ordi-

nary household duties. This sadness and melancholy is, of course, especially to be found in women with pelvic disorders and is marked before the onset of the menses.

In pregnancy, nausea and vomiting will often be greatly modified by this remedy, which is specifically indicated when the nausea occurs before breakfast and is relieved for a time at least, by eating and when a sensation of epigastric sinking or goneness is complained of. The nausea is much aggravated by the odors of food and of cooking, to which the patient is decidedly sensitive. Irritability of the bladder with frequent micturition, is quite commonly present and the urine is reddish and cloudy from the presence of large amounts of sodium urate.

Sepia is left-sided in many of its symptoms, a fact which is characteristic and useful. Left-sided headaches are, therefore, common; likewise attacks of left supraorbital pain. Such headaches assume the migraine type and are common

to women in whom the pelvic disorders already described, are present.

Another valuable indication for *Sepia* is a morning and evening aggravation of its symptoms, with comparative freedom or relief after the mid-day meal. *Sepia* patients are usually constipated, with difficult stools requiring much straining, even though these may at times be soft. Occasionally a sensation of a lump in the rectum is complained of, which stool does not seem to relieve.

During the climacteric period in women, the remedy is of great benefit when, together with frequent hot flushes and gone-ness at the stomach, the other characteristic symptoms, above pictured, are present.

In the treatment of skin diseases, *Sepia* holds an important place and often cures herpetic eruptions, especially about the bends of the joints and about the lips. Ringworm is frequently dissipated by *Sepia* and chloasma, as well as chronic

urticaria, aggravated by milk drinking or by eating pork, will be benefited or cured by it. This intolerance of milk is another peculiar characteristic of the remedy as is shown by the fact, that milk will cause diarrhea in the patient who needs *Sepia*.

In certain mild cases of pharyngitis, which are located in or commence on the left side of the throat and in which dryness of the throat is present, *Sepia* will be found a satisfactory remedy.

Chronic nasal catarrh, with thick, yellowish-green, mucous discharge; also the formation of tough, leathery, greenish scabs, which are drawn through the posterior nares and hawked out.

Characteristic Symptoms of *Sepia*.

1. Yellow saddle across the nose; also yellow spots on the face.
2. Brown liver spots on the skin, especially on the chest and abdomen.
3. Sensation as if everything would

come out of the vagina; she has to cross her limbs to prevent it.

4. Leucorrhœa; yellow, like milk or pus; foul odor; excoriating.
5. Weakness and pain in the back; grows worse on sitting still.
6. Especially suited to persons with dark hair; for women, and particularly during pregnancy, in child-bed and while nursing.
7. The left-sidedness of many of its symptoms.
8. A morning and evening aggravation.
9. Nausea aggravated by odors, but relieved by eating.
10. Sensation of goneness or emptiness, especially, referred to the epigastrium.
11. Melancholy tearfulness, together with indifference.
12. Migraine, usually left-sided.

SPONGIA.

This medicine is prepared from roasted Turkey sponge. It may be used either in the form of the tincture or trituration. Chemical analysis of a reliable preparation should reveal the presence of small amounts of iodine, to which substance *Spongia* owes its chief action.

Because of the small amount of iodine in *Spongia*, this remedy does not have a pronounced physiological action, even when given in large doses. Whatever action of this kind it does possess, is presumably the same as results from equivalent doses of iodine alone. However, aside from those symptoms which result from its physiological action, in the ordinary meaning of this term, the two substances do not in all respects act similarly; each has an action peculiar to itself. This fact is determined by giving the medicine in equal amounts as to weight. In this experiment, some symptoms of iodine will appear common to

both drugs, yet effects which would otherwise be identical are somewhat obscured and modified, by the organic constituents of the *Spongia*. This modification by the organic constituents, plays a greater part in causing differences of action, than the mere discrepancy in the iodine content alone.

The physiological action of *Spongia*, according to Prof. Cowperthwaite, is as follows: "It affects chiefly the larynx, trachea, thyroid gland, heart and testicles, producing irritation, inflammation, swelling, and sometimes fibrous exudations. Its action upon glandular structures, enlargement and induration, as well as its inflammatory effects upon the larynx and trachea, resembles closely the action of iodine." The statements made in this quotation for the most part have been confirmed and verified by laboratory experimentation, an example of which is as follows: "A rabbit was given five drops of the tincture of *Spongia*, three times a day,

for nine days, then ten drops for nineteen days, when the animal died. Microscopical examination of a section of the bronchus revealed great congestion; the large and small blood vessels were distended and packed with blood elements; some exudate covered the lining epithelium; round-celled infiltration appeared in some portions of the mucosa and muscular layer; some congestion and exudation were apparent in the surrounding lung tissue." The human would undoubtedly be affected in a similar manner, as the symptoms caused by the provings of the drug are such, as would indicate this kind of a pathology, to account for their presence.

Therapeutics.

Spongia: This remedy has not a wide range of action, but in its own peculiar sphere is of importance and use. It probably depends very largely upon the iodine which it contains, for much of its useful-

ness; but at the same time differs from the latter remedy, in certain important particulars. Thus while iodine, in a general way, is more suitable to patients of dark hair and complexion, *Spongia* seems to relate more particularly to the light-haired and blue-eyed. Of course, this differential indication is intended to be suggestive only.

In spasmodic croup, *Spongia* is especially apt to be required, coming into play after the exhibition of *Aconite*. As in the latter, the paroxysms of hard, ringing and barking cough are likely to be worse before midnight. The cough becomes tighter and tighter, so that suffocation actually seems imminent. The breathing is hard and sawing or harsh in character and has indeed been aptly compared to the sound produced by a saw, when driven through a pine board. Expectoration, as may be inferred, is extremely scanty. The *Spongia* patient is often roused from a deep sleep by a hard, ringing cough, or by a sense of suffocation. The latter symptom, together

with palpitation, will occasionally suggest this remedy as a palliative in old cases of valvular disease with hypertrophy.

In glandular diseases *Spongia* will be of service, when the glands are enlarged and of considerable hardness, and in the treatment of goitre this remedy should not be overlooked, especially when pressure symptoms are pronounced. Even in exophthalmic goitre the remedy may be of decided value, and in this condition rapid pulse, palpitation and tremor, will be further indications.

Characteristic Symptoms of *Spongia*.

1. Thyroid gland swollen and hard, with suffocative attacks at night.
2. Swelling of the testicles, with pressive bruised pain; stitches from testicles into spermatic cords, which are swollen and painful.
3. Croup; dry, barking, hollow cough, with wheezing, whistling, sawing.

anxious breathing; worse during inspiration and lying down.

4. Cardiac palpitation; wakes from sleep as though suffocating. Hypertrophy of the heart.

SULPHUR.

It is quite possible for a medicine to possess marked therapeutic and curative properties and yet be devoid of a pronounced physiological action. This is true of *Sulphur*.

The pure element is practically insoluble and inert, even when taken in large doses. Its grosser action is confined to the intestinal tract and the skin. Hydrogen sulphid is formed by the action of bacteria and proteids upon ingested sulphur. This stimulates peristalsis. *Sulphur* must be present in the form of an alkaline sulphid in order to produce diarrhea. These salts are not formed in the intestines, hence a soft stool instead of a diarrhea results.

Sulphur applied to the skin is slowly

transformed into an alkaline sulphid and as such causes irritation and may soften and dissolve the keratin of the epidermis. Numerous forms of skin diseases, characterized in general by eczema, are produced by this remedy. A misconception of the valuable therapeutic applications that may be made of *Sulphur* would result from a study of its pharmacological action alone.

Therapeutics.

Sulphur has always been looked upon as a profoundly acting constitutional remedy, one related to many different conditions common to chronic diseases. The old domestic use of sulphur and molasses had as its object, a sort of hemic house cleaning, to bring about a better state of the blood in particular and of the body in general.

In a crude way this is true, for *Sulphur* certainly finds a wide field of action in skin diseases, which are marked by vari-

ous eruptions, itching and burning, especially when the hapless victim becomes heated, particularly at night from the warmth of the bed. This aggravation from heat or from becoming heated, is in fact, a great characteristic indication for *Sulphur* and ranks with another important symptom, burning pains or sensations. One naturally associates burning with *Sulphur* and so this valuable indication may be easily remembered.

Sulphur is, therefore, of use in any skin disease when the indications above noted are found to be present, and with them will also be associated an aggravation of skin eruptions from the use of water. Water and *Sulphur* are not friends, indeed they are quite antagonistic and the aggravation of the complaints of the *Sulphur* patient from water, is another reliable characteristic of this remedy.

Where *Sulphur* is needed we find an undue redness of mucocutaneous outlets; the lips are red, the anus is red as though

excoriated. Sanguineous congestions, to the head and face especially, typify the *Sulphur* patient and cause in him a desire for the cool open air, or to uncover. The soles of the feet are hot and burn and the *Sulphur* baby will persistently stick them out from beneath the covers, even in the coldest weather. The thirst of this remedy is decided, even though the appetite may be poor. On the other hand, we frequently find an unnatural ravenous appetite, often associated with a peculiar faintness or emptiness at the stomach, occurring in the forenoon, especially at eleven o'clock.

The bowels of this remedy, so to speak, are usually loose, which is to say, that diarrhea is characteristic of the medicine. This diarrhea is generally recurrent or chronic and is aggravated in the early morning hours, driving the patient out of bed. The stools are offensive, watery, copious, excoriating and painless; although colicky, griping pains may precede the at-

tacks. There is apt to be much offensive flatus passed, often hot.

The *Sulphur* patient suffers from headaches, periodical in character and occurring especially every seven or fourteen days. He complains of downward pressure upon the vertex, or of burning in the same location.

Although diarrhea is most characteristic of this medicine, alternate diarrhea and constipation, or the latter alone, is also found. There is then much straining, often fruitless, with burning and soreness of the anus and hard, knotty stools.

In chronic otorrhea with offensive, excoriating discharge and rawness of the auditory canal and outlet, the remedy is of value; likewise in persistent, chronic nasal catarrh, with frequently recurring attacks of coryza, marked by hot, burning, watery discharge and much sneezing, *Sulphur* will be of aid and will help to overcome the tendency to "cold catching."

In eye diseases marked by burning,

sticking pains, redness and chronic inflammation of the lids, with hot excoriating discharges, *Sulphur* is indicated. Thus chronic blepharitis, conjunctivitis and keratitis may all be helped by this remedy when in addition to the local symptoms, its general characteristics are in evidence. In fact, *Sulphur* may and often is of great service in almost any disease, provided that these guiding indications are present.

Sulphur tends to arouse reaction in conditions in which this has been slow or wanting, or where other remedies have partially relieved, but have failed of cure. The general *Sulphur* symptoms must, however, then be apparent, if good results are to be expected. Hence *Sulphur* often follows *Aconite*, when the latter has toned down the violent acute manifestations of disease, but when some continued fever and failure to fully recover, show that the patient is still in the grip of some smoldering, lingering morbid process.

In gastric disorders *Sulphur*, in addi-

tion to the symptoms already outlined, will be further indicated by sour and bitter taste and by sour eructations. Quick satiety or fulness after eating, as well as a strong desire for sweets, are symptoms which closely resemble those of *Lycopodium*, from which remedy *Sulphur* may at times need to be differentiated.

In infantile diseases this remedy will many times be required, especially in sub-acute or chronic enteritis, in glandular troubles and in marasmus, and its well marked characteristic indications will serve to point to its use.

Mentally the *Sulphur* patient is irritable and melancholic. In the insane the remedy is of service when delusions of grandeur are marked, or when the sufferer is troubled over his own salvation, as in religious mania.

Delayed resolution in pneumonia calls for this remedy when there are mucopurulent sputa, hectic, dry mouth and tongue, thirst, dyspnea and a general typhoid as-

pect. Such cases often threaten to become tuberculous in character and it is here that *Sulphur* may turn the scale in the favorable direction.

Insomnia demands *Sulphur* as its remedy when the patient is restless, wakes frequently, sleeping in short naps only, and has some of the general *Sulphur* symptoms.

It cannot be emphasized too strongly that in *Sulphur* we have a most efficient remedy, useful in many and variable conditions, without special regard to their pathologic or diagnostic character.

Characteristic Symptoms of *Sulphur*.

1. Black comedones on the face.
2. Great thirst, little appetite.
3. Empty, gone, faint feeling in stomach about 11 A. M.
4. Diarrhea some hours after midnight, or driving patient out of bed, early in the morning.

5. Both the flow of urine and discharge of feces are painful to the parts over which they pass.
6. Burning in the vagina; scarcely able to keep still.
7. Attacks of suffocation, especially at night in bed; wants doors and windows open.
8. Weakness in chest in evening, when lying down.
9. Unsteady gait, tremor of hands.
10. Standing is the most disagreeable position.
11. Does not walk erect; stoops or bends in walking or sitting.
12. Child dislikes to be washed or bathed.
13. Heat in soles of feet, or cold feet and burning soles, wants to find a cool place for them, or puts them out of bed.
14. Cramps in calves of legs, or soles of feet, principally at night.
15. Hot flashes, with spells of faintness, or passing off with a little moisture and faintness or debility.

16. Voluptuous itching and tingling, burning and soreness from scratching.
17. Irresistible drowsiness in day time, and wakefulness the whole night.
18. As an intercurrent remedy, when carefully selected remedies fail to produce a favorable effect; deficient or lack of reaction.

VERATRUM ALBUM.

This drug possesses pronounced and characteristic physiological properties. It contains, as its essential constituent, proto-veratrin; there are also present jervin, rubijervin, and an acrid resin.

Veratrum album affects muscular tissue, shortening its contractions, increasing its height, and causes the occurrence of early fatigue. These phenomena relate especially to voluntary muscle. The action of the drug upon smooth muscle is shown by the following experiment. "Upon adding four drops of a non-alco-

holic homeopathic tincture of *Veratrum album* to 60 c.c. of Locke's solution surrounding a normally contracting segment of small intestine from a rabbit, there occurred at once a great tonic contraction. The tonicity remained for some time, but gradually decreased. The height of the contraction after the addition of the drug was less by one-half to one-third. The rate remained the same."

Veratrum album is a very poisonous substance and has disappeared, to a great extent, from therapeutic employment except in homeopathic practice. Because of its stimulating action upon muscular tissue, violent diarrhetic symptoms result from its employment in physiological doses. The stools are profuse, watery, and are preceded by colicky pains in the abdomen. In the absence of any history it would be impossible to distinguish between *Veratrum album* poisoning and a severe case of cholera morbus.

The local application of *Veratrum al-*

bum results in irritation. If protoveratrin be applied there results anesthesia without the preceding irritation.

The action of *Veratrum album* upon the circulation is very similar, to that of aconitin. The heart is slowed, owing to stimulation of the vagus center, and the blood pressure reduced.

The general physiological action of the drug, as evidenced in severe yet not necessarily fatal cases of poisoning, is manifested by coldness, prostration, collapse, violent vomiting and purging, colic, cramps, and profuse perspiration. The symptom complex of surgical shock is closely, if not identically, imitated by the action of *Veratrum album*.

Therapeutics.

Veratrum album is a remedy which should always come to mind in sudden shock or collapse, when this assumes an almost cholera-like appearance. The patient needing this remedy is struck sud-

denly and violently by great prostration, the face becomes pallid, hippocratic; cold sweat stands out prominently, particularly in large beads upon the forehead. The body surface is cold and blue, yet internally burning heat may be complained of. Profuse diarrhea takes place, with copious, watery, odorless stools, preceded by abdominal pain and followed by great prostration, even to the point of actual syncope. Simultaneously, vomiting of food and of watery fluid takes place.

In cholera infantum, *Veratrum album* will frequently be needed and here the stools will be watery, rice-water-like or greenish in color. Cholera morbus will frequently need this medicine.

On the other hand, in some cases of atonic constipation, where the feces accumulate in large amount and require severe straining for their evacuation, during which the patient breaks out in cold sweat, this remedy will be of service. Faintness often follows such difficult

stool. The stools are large, hard and black.

Characteristic Symptoms of *Veratrum album*.

1. Cholera and choleraic conditions; characterized by colic, cramps, cramps in calves, cold sweat on forehead, profuse watery, flaky stools, violent retching and vomiting, and great prostration.
2. Coldness on vertex as though ice were lying there.
3. Face cold, pale and sunken, nose pointed.
4. Cutting, griping, twisting colic; cold sweat on forehead.

The Inorganic Salts of the Human Body as Remedies.

INTRODUCTION.

In the Smithsonian Institution at Washington there is an exhibit showing the different constituents of the adult human body. In separate glass containers is shown the exact amount of each of the inorganic salts, the proportions of each being thus readily perceived.

The healthy human body requires not only a specified amount of each inorganic substance, but that a proper proportion or equilibrium be maintained in these salts at all times. This, of course, varies according to the age of the individual.

Variation in the proportionate amounts of the inorganic salts, thus disturbing their equilibrium, results in disease, as does also increase or decrease of any given substance beyond certain limits.

The homeopathic school of medicine from its earliest days, has made research into this field and has used the inorganic salts, or tissue remedies as they have been called, as medicines to correct diseases arising from superabundance or deficiency of these substances, or disturbed equilibrium among them. An extensive literature on the subject has been accumulated, dating from the opening years of the nineteenth century

It should be borne in mind that the inorganic salts are prescribed not to supply deficiencies, but to correct conditions arising therefrom upon a homeopathic basis; hence they should be given in subphysiological doses, otherwise results will not be obtained. The tissue remedies are not to be given below the 3x trituration, and better results will be obtained from using the 6x potency, in most instances.

The following brief résumé of the uses of these remedies may serve to stimulate more extensive research into this field.

We preserve the names, by which they have been known in the homeopathic school, for a century:

CALCAREA PHOSPHORICA.

This is our greatest remedy in defective assimilation in the developing child. In defective bone growth, tardy and imperfect dentition, there is no remedy equal to *Calcarea phosphorica*. It corresponds to defective glandular function, corrects acid conditions of the stomach and intestines, and brings forth normal action. The growing child for which this remedy is skillfully used, will not have enlarged tonsils, adenoids or enlargement of the cervical glands in after years. In rachitis it is our chief remedy, often entirely curing the disease.

It is a wonderful restorative after acute diseases and thus becomes a real tonic, in many chronic wasting diseases when the phosphates are found in excess in the urine.

In anemias of young and rapidly growing people: Women weakened by too frequent child bearing or prolonged lactation, and in many affections of the aged, *Calcareo phosphorica* is an all sufficient remedy. We cannot too strongly urge a thorough investigation of this very useful drug.

Characteristic Symptoms of *Calcareo phosphorica*.

1. Delayed closure or reopening of fontanelles.
2. Retarded dentition, especially in second dentition.
3. Aching in bowels with every attempt to eat.
4. Heartburn and other gastric symptoms one or two hours after dinner.
5. Sacroiliac symphysis is sore, as if separated or broken.
6. Often a children's medicine, but more often suitable for the young while

growing, particularly girls at or near puberty.

CALCAREA FLUORICA.

This salt is a constituent of the surface of bone and enamel of the teeth. It is also a constituent of the elastic fibres and epidermis.

Its special field of usefulness when homeopathically applied is in conditions of dilated blood vessels; arterial and venous blood tumors; hemorrhoids; varicose veins and in indurated glands which are marked by stony hardness. Malnutrition of bones, exostoses and indurations, find in it a valuable remedy. Specifically it is to be employed in indurated knots in the female breast, not yet malignant but which if neglected are likely to become so. Another valuable indication, is a backache simulating spinal irritation in the lumbosacral region; a sort of chronic lumbago, with aggravation on beginning to move and amelioration by continued motion.

Characteristic Symptoms of *Calcareo fluorica*.

1. Indurated glands of stony hardness.
2. Malnutrition of bones, especially of the teeth.
3. Chronic synovitis of knee joint. Exostoses after injuries.
4. Teeth become loose in their sockets.
5. Fissures or cracks, in palms of hands, or hard skin.
6. Fissures of anus. Fistulous ulcers, which secrete thick yellow pus.

CALCAREA SULPHURICA.

Present only in the bile, and even here, not constant. It stands in close relation to suppuration, curing purulent discharges from mucous membranes. It is curative at that stage in which matter is discharging. It acts deeper and more intensely than *Hepar sulphuris*. It thus corresponds well to abscesses, felons, ulcers and purulent affections. Boils, herpetic erup-

tions, pustules and carbuncles come within its range of applicability.

Characteristic Symptoms of *Calcareo sulphurica*.

1. Purulent catarrh. All mucous discharges are yellow, thick and lumpy.
2. Promotes suppuration after pus is discharging, midway between *Hepar* and *Silica*.
3. Cuts, wounds and bruises, do not heal rapidly; discharging unhealthy pus.

FERRUM PHOSPHORICUM.

One of the most important of the inorganic constituents of the body and one with a wide range of application.

It corresponds to the first stage of all inflammations, febrile disturbances at the onset, before exudation has commenced. The hyperemic stage, therefore, of all affections.

Anemic conditions, especially in children with dullness, listlessness and loss of

weight and strength, vomiting of undigested food.

Specifically it will be found effective in the early stage of pneumonia and especially for sudden rises of temperature during the disease, indicating new foci of invasion. Incontinence of urine from weakness of the sphincter; here it is almost specific. It stands midway between *Aconite* and *Gelsemium* in febrile affections, and in diseases of the respiratory organs, it clearly stands between iron and *Phosphorus*.

It also has a wide range of application in diseases of the eye, ear and throat. It acts brilliantly in old people.

Characteristic Symptoms of *Ferrum phosphoricum*.

1. First stage of inflammation before exudation has taken place; soft, full quick pulse.
2. Fevers without the violence of *Aconite* or the lassitude and prostration of *Gelsemium*.

KALI MURIATICUM.

It is important to note that this is the chlorid of potassium and not the chlorate. The remedy stands in relation to fibrinous exudations, corresponding to the exudates of diphtheria, croup, croupous pneumonia, or fibrinous exudations in the interstitial connective tissues; glands enlarged by infiltrated inflammations, in all of which it has proved itself most efficient.

We may confidently rely upon it in such affections as chronic catarrh of the middle ear, especially the proliferous form. Corneal ulcerations, follicular pharyngitis and tonsilitis—almost specific here—chronic eczema, glandular swellings and digestive affections.

It assumes a role much like that of *Sulphur*; is deep acting, with eradicating tendencies and has an ever-widening field of usefulness, easily discoverable by study and clinical experience. No other drug can take its place in many affections. Its

corrective effect of troubles resulting from vaccination, makes it an especially useful and frequently indicated remedy.

Characteristic Symptoms of *Kali muriaticum*.

1. Fibrinous exudations in the interstitial connective tissues; croup, croupous pneumonia, diphtheria; second stage of inflammation.
2. White or gray coating at base of tongue.
3. Mucous discharges, thick, white and fibrinous.

KALI PHOSPHORICUM.

A very important nerve tissue, and blood cell salt. Therapeutically, it corresponds to conditions arising from lack of nerve power such as prostration, depression of mind, and of nerves and muscles. Thus, neurasthenia finds in *Kali phosphoricum* its chief remedy. It is a restorative in muscular debility following acute disease; paralytic affections.

It also corresponds to depraved blood conditions; gangrene, adynamic typhoid and diseases of a septic nature, are benefited by the remedy.

Many mental and nervous affections find in *Kali phosphoricum* a restorative remedy. Neuralgic pains, with depression and failure of strength. Spinal anemia, hypochondriasis, melancholia, loss of memory and various insanities are among conditions calling for the remedy.

It is a true restorative to an overworked and depressed nervous system.

Characteristic Symptoms of *Kali phosphoricum*.

1. Nervous diseases, especially when resulting from lack of nerve force; neurasthenia, mental and physical debility, due to impaired nerve energy; brain fag.
2. Wasting muscular diseases; atrophic diseases in old people.

KALI SULPHURICUM.

Ailments accompanied by yellow mucous discharges from mucous membranes, or by diffuse desquamation of epidermis, are met by this remedy.

Thus, ophthalmias, otorrhea, nasal catarrhs, bronchial catarrhs in the later stages, are cleared up magically by *Kali sulphuricum*. It seems to be a deeper acting remedy than *Pulsatilla*, which is often employed in similar conditions.

Modalities play an important part in the indications for this remedy; thus, the evening aggravation, the amelioration in cool air and the discomfort felt in a heated room, are real indications for its employment.

Another use of the remedy is in wandering rheumatic pains, shifting about from one part to another.

Characteristic Symptoms of *Kali sulphuricum*.

1. Later stages of inflammations and ailments accompanied by profuse desquamation of epidermis.

2. Yellow mucous discharges.
3. Worse evenings; better in cool, open air.

MAGNESIA PHOSPHORICA.

This drug is purely antispasmodic. We have succeeded in curing many cases of spasmodic affections, with *Magnesia phosphorica*, which have obstinately resisted all previous measures. It seems to be quite remarkable in this field and its results have oftentimes been astonishing. We have cured several cases of prolonged and persistent hiccough, and spasmodic contractions or tics of group of muscles. It has proved very efficacious in whooping cough and in choreas.

It also is a remedy for pains of all kinds, with the exception of burning pains, which belong to mucous membrane affections. Darting spasmodic pains, lightning-like and accompanied by a constrictive feeling. Orbital and supra-orbital neuralgias indicate it.

No remedy succeeds better in a purely spasmodic abdominal colic, nervous in origin, than *Magnesia phosphorica* given in hot water.

It has a prominent modality, relief by warmth, and its pathogenic action is greatly favored by cold.

It produces much flatulence, which gives rise to colicky pains. There is a full sensation about the abdomen with a desire to loosen the clothing.

In menstrual colics it is exceedingly efficacious, be the trouble due to amenorrhea or dysmenorrhœa, or be it confined to the ovarian regions. Pressure relieves in most instances, showing its purely nervous character.

Characteristic Symptoms of *Magnesia phosphorica*.

1. Cramps, convulsions and other nervous phenomena, especially neuralgic pains
2. Severe neuralgic pains, darting, lightning-like in character; relieved by warmth and pressure.

NATRUM MURIATICUM.

An old homeopathic remedy the pathogenesis of which appears in Vol IV. of the Chronic Diseases. Its principal employment may be summed up as follows: cases of anemia, malnutrition and emaciation; nutritive defects with profound blood poverty; the blood partakes of a scorbutic nature, producing inflammation, ulceration and distinct dyscrasiæ; it produces and cures a cachexia similar to that which results from ague, plus quinin.

A serous discharge is the leader to the drug: its catarrhs are characterized by secretions of transparent, watery, frothy mucus. The tongue is clean or is broad and puffy with a pasty coat.

It is specifically a remedy in depressed mental states. Headaches; itching scurvy eruptions; backaches; nasal catarrhs; neuralgias and fevers of an intermittent type, with thirst and chilliness; fever blisters on the lips, and profuse sweats. It is a wonderful remedy in anemic conditions and in depraved cachexia with emaciation.

Characteristic Symptoms of *Natrum muriaticum*.

1. Headache as if bursting; beating and stitches through the neck and chest, with heat in head, red face, nausea and vomiting before, during and after menses; or during the fever stage, decreasing gradually after the sweats.
2. Lips dry, cracked, upper lip swollen; eruption around the mouth.
3. Blisters like pearls upon the lips, especially in intermittent fever.
4. Much complaint about the dryness of the tongue, which is not very dry.
5. Great aversion to bread, of which she was once very fond.
6. When throat and neck of children emaciate rapidly, during summer complaint.
7. Constipation, with sensation of constriction of the anus; difficult expulsion of stool which fissures the anus, with flow of blood, leaving a sensation of much soreness.

8. Irregular intermission of the beating of the heart and pulse, especially when lying on the left side.
9. Intermittent fever, especially inveterate or badly treated cases, after quinin in damp regions or on newly turned ground; chill at 10 or 11 A. M.

NATRUM PHOSPHORICUM.

Hyperacidity is the keynote, for the employment of this inorganic constituent of the body. Excess of lactic acid in children, resulting from overfeeding with milk and sugar. The indications are a thin, moist coating on the tongue, of a golden yellow color especially toward the base. There are sour eructations, sour vomiting and greenish diarrhea. Water-brash, flatulence with sour risings. It is a useful remedy in constipation of infants, and when the acid conditions prevail, it may be given in the 6x potency; however, it may be necessary to use it as a laxative, administered with the food in 5 to 10 grain

doses. By correcting the diet, this use of the drug will scarcely ever be necessary.

It has been recommended as an efficient worm medicine, and also finds a use in gout; here we should remember the peculiar dyspepsias of the gouty. There is a marked correspondence in them, to *Natrum phosphoricum*.

Characteristic Symptoms of *Natrum phosphoricum*.

1. Ailments resulting from excessive acidity; excess of lactic acid; from too much sugar in the diet; infants and children overfed with milk and sugar.
2. Acid dyspepsia; sour eructations; sour vomiting.

NATRUM SULPHURICUM.

This is a valuable remedy with which to combat the numerous phases of what is commonly termed, the uric acid diathesis. It has in its pathogenesis, excessive secretion of bile, liver affections, gravel and

sand in the urine, many symptoms of diabetes and of gout. It is a remedy for what von Grauvogl termed the hydrogenoid constitution, a constitution aggravated by dampness, rainy weather, the seashore, etc.

In asthma *Natrum sulphuricum* has won many laurels; attacks coming on from every change in the weather, suggesting its use.

The liver symptoms are important; irritable livers, vomiting of bile, jaundice, yellow eyeballs and sallow skin; congestion of the liver, pains in region of the gall-bladder, bitter taste and much slime in the mouth. Dirty, grayish green coating of base of tongue.

Ill effects of falls on and injuries to the head, producing mental troubles, and persistent headaches.

Characteristic Symptoms of *Natrum sulphuricum*.

1. Catarrhal and rheumatic ailments in general, with decided aggravation from dampness.

2. Acid dyspepsia, with heartburn and flatulence.

SILICA.

This is an old Hahnemannian remedy, appearing in Vol. III. of the Chronic Diseases and one that has long been tested and verified in the homeopathic school.

Its fields of usefulness are bone affections and glandular affections corresponding to the tuberculous diathesis. It is especially suited to imperfectly nourished constitutions caused by defective assimilation.

It is closely related to ailments attended with pus formation; abscesses, boils, fistulous burrowing. As long as infiltration which can only disappear by suppuration lasts, *Silica* is the remedy.

Specifically, *Silica* corresponds to headaches relieved by warmth, to herpetic eruptions, to styes, to constipation accompanied by a spasmodic constriction of the sphincter, to spinal irritation, to locomotor

ataxia, to diseases of the nails and hair, to offensive sweating of the feet, to unhealthy conditions of the skin, and to a host of ailments of the glands and mucous surfaces and of the nervous system. Its pathogenesis is long and its uses are extensive and worthy of careful study and differentiation.

Characteristic Symptoms of Silica.

1. Headache better from binding head tightly, or from wrapping it up warmly.
2. Head wet from sweating, particularly at night, likes wrapping it up.
3. Water tastes bad; vomits after drinking.
4. Increased menses, with repeated paroxysms of icy coldness over the whole body.
5. Offensive foot sweat, rawness between toes, also complaints after checking the sweat.

6. Want of vital warmth, even when taking exercise.
7. Ailments following vaccination; abscesses, etc., even convulsions.
8. Slowly suppurating processes in general.

THERAPEUTIC INDEX

ABSCCESS		BACKACHE	
Belladonna	65	Natrum mur.	259
Calcarea sulph.	250	BILIOUS FEVER	
Hepar sulph. calc.	131	Eupatorium perf.	118
Silica	264	BLEPHARITIS	
ACID DYSPEPSIA		Hydrastis can.	139
Natrum phos.	262	Sulphur	236
ADENITIS		BOILS	
Calcarea fluor.	249	Belladonna	65
Calcarea phos.	247	Calcarea sulph.	250
ADENOIDS		Hepar sulph. calc.	131
Calcarea phos.	247	Silica	264
AMENORRHEA		BONES, DISEASES OF	
Pulsatilla	204	Silica	264
ANEMIA		BROMIDROSIS	
Calc phos.	248	Silica	265
China	101	BRONCHITIS	
Ferrum phos.	251	Aconite	31
Nat mur	259	Ant. tart.	37
ANURIA		Chamomilla	92
Cantharides	84	Hepar sulph. calc.	132
APHONIA		Ipecac.	150
Eupatorium perf.	120	Kali bich.	157
APPENDICITIS		Kali sulph.	256
Belladonna	66	BRONCHOPNEUMONIA	
ARRESTED DEVELOPMENT		Ant. tart.	36
Calcarea phos.	247	Ipecac.	150
ASTHMA		BUBO	
Ipecacuanha	151	Mercurius iod. rub.	171
Kali bichrom.	157	CANCER	
Natrum sulph.	263	Arsenicum alb.	52
ANGINA PECTORIS		CARBUNCLES	
Cimicifuga	106	Calcarea sulphurica	251

CARDIAC DISEASES

Arsenicum album	53
Gelsemium	123
Spongia	230

CATARRH. NASAL

Hydrastis can.	138
Kali bichrom.	156
Kali sulph.	256
Mercurius	166
Natrum mur.	259
Pulsatilla	205
Sepia	224
Sulphur	235

CEREBROSPINAL MENINGITIS

Cimicifuga	107
----------------------	-----

CERVICAL ULCERS

Hydrastis can.	140
------------------------	-----

CHANCRE

Mercurius iod. rub.	171
-----------------------------	-----

CHLOASMA

Sepia	223
-----------------	-----

CHOLERA MORBUS ET INFANTUM

Ant tart	37
Podophyllum	197
Veratrum alb.	243

CHOREA

Ignatia	144
Magnesia phos.	257

CILIARY NEURALGIA

Cimicifuga	106
----------------------	-----

CLIMACTERIC PERIOD

Sepia	223
-----------------	-----

COLIC

Chamomilla	91
Colocynthis	111
Magnesia phos.	258

CONJUNCTIVITIS

Sulphur	236
-------------------	-----

CONSTIPATION

Hydrastis can.	139
Ignatia	145
Natrum phos.	261
Nux vomica	179
Silica	264
Veratrum alb.	243

CORNEAL ULCERS

Hepar sulph. calc.	134
Kali mur.	253

CORYZA

Arsenicum album	53
Chamomilla	92
Nux vomica	178

COUGH

Eupatorium perf.	119
Nux vomica	181

CROUP

Aconite	31
Bell.	65
Hepar sulph. calc.	132
Kali mur.	253
Spongia	229

CYSTIC HEMORRHAGE

Cantharides	86
-----------------------	----

CYSTITIS

Cantharides	82
-----------------------	----

CYSTOPLEGIA

Cantharides	83
-----------------------	----

CYSTOSPASM

Cantharides	83
-----------------------	----

DELIRIUM

Belladonna	63
Cantharides	85

DENTITION		EMPYEMA	
Chamomilla	91	Hepar sulph. calc.	133
DEPLETION		ENDOMETRITIS	
China off.	100	Sepia	220
DERMATITIS VENENATA		ENTERITIS	
Rhus tox.	216	Hydrastis can.	139
DIABETES		Sulphur	237
Natrum sulph.	263	ENTEROCOLITIS	
DIARRHEA		Aconite	31
Arsenicum album	53	Ipecac.	151
Baptisia	59	EPISTAXIS	
Mercurius	163	Phosphorus	190
Natrum phos	261	ERYSIPELAS	
Podophyllum	197	Cantharides	86
Sulphur	234	Rhus tox.	215
Veratrum album	243	EXOSTOSIS	
DIPHTHERIA		Calcarea fluor.	249
Kali mur.	253	FELONS	
DYSENTERY		Calcarea sulph.	250
Cantharides	85	FEVER	
Mercurius	165	Ferrum phos.	251
DYSMENORRHEA		FIBROIDS	
Chamomilla	92	Calcarea carb.	250
Colocynthis	111	Hydrastis Can.	140
DYSPEPSIA		FISTULA	
Natrum phos.	262	Silica	264
Nux vomica	178	GALLSTONES	
DYSURIA		China off.	100
Cantharides	83	GANGRENE	
EAR, DISEASES OF	253	Kali phos.	255
ECZEMA		GASTRIC NEUROSI	
Kali mur	253	Ignatia	145
Rhus tox.	216	GASTRIC ULCER	
EMACIATION		Kali bichrom.	155
Natrum mur.	259	GASTRITIS	
EMPHYSEMA		Arsenicum alb.	51
Antimonium tart.	37		

Bryonia	74	HEMATURIA	
Kali bichrom.	158	Cantharides	84
Phosphorus	190	HEMOPTYSIS	
GASTROENTERITIS		Ipecac.	156
Podophyllum	196	Phosphorus	190
GLANDS, DISEASES OF		HEMORRHAGES	
Spongia	230	Belladonna	65
Silica	264	China off.	99
GOITRE, EXOPHTHALMIC		Ipecac.	150
Spongia	230	HEMORRHOIDS	
GONORRHEA		Ignatia	145
Hydrastis can.	140	Nux vomica	180
Pulsatilla	206	HEPATITIS	
GOUT		Mercurius	164
Natrum phos.	262	HERPES	
Natrum sulph.	263	Sepia	223
GRAVEL		HERPES CIRCINNATUS	
Natrum sulph.	262	Sepia	223
HEADACHE		HERPES ZOSTER	
Arsenicum alb.	53	Cantharides	86
Belladonna	64	Rhus tox.	216
Bryonia	73	HICCOUGH	
China off.	101	Magnesia phos.	257
Cimicifuga	106	HYDRARGYRISM	
Eupatorium perf.	117	Hepar sulph. calc	134
Natrum mur.	259	HYPERACIDITY	
Natrum sulph.	263	Natrum phos.	261
Nux vomica	179	HYPERIDROSIS	
Podophyllum	198	Calcarea carbonica	77
Silica	264	HYPOCHONDRIASIS	
Sulphur	235	Nux vomica	177
HEAD, INJURIES TO		Kali phos.	255
Natrum sulph.	263	HYPOPION	
HEARTBURN		Hepar sulph. calc.	134
Pulsatilla	208	HYSTERIA	
HEMATEMESIS		Ignatia	142
Ipecac.	150		
Phosphorus	190		

INFLAMMATION

Ferrum phos. 251

INFLUENZA

Eupatorium perfol. 118

Gelsemium 124

INSANITY

Cantharides 84

Kali phos. 255

Sulphur 237

INSOMNIA

Chamomilla 92

Ignatia 143

Sulphur 238

INTERCOSTAL NEURALGIA

Cimicifuga 106

INTERMITTENT FEVER

Eupatorium perfol. 119

Ipecac. 151

Natrum mur. 259

INTESTINAL COLIC

Colocynthis 111

IRITIS

Mercurius. 166

JAUNDICE

Natrum sulph. 263

KERATITIS

Hepar sulph. Calc. 134

Sulphur 236

LACTATION

China off. 101

LARYNGEAL PHTHISIS

Drosera 115

LARYNGITIS

Aconite 31

Hepar sulph. calc. 132

Phosphorus 191

LEUCORRHEA

Hydrastis can. 140

Kali bichrom. 158

Mercurius 166

Pulsatilla 207

Sepia 220

LOCOMOTOR ATAXIA

Silica 264

LUMBAGO

Calcarea fluor. 249

Nux vomica 180

Rhus tox. 213

MALARIAL FEVER

China off. 100

Pulsatilla 207

MALNUTRITION

Natrum mur. 259

MAMMARY TUMORS

Calcarea fluor. 249

MARASMUS

Sulphur 237

MASTITIS

Belladonna 65

Bryonia 74

MEASLES

Aconite 31

Bryonia 73

Chamomilla 92

Gelsemium 125

Pulsatilla 206

MELANCHOLIA

Arsenicum album 52

Cantharides 85

Cimicifuga 105

Kali phos. 255

Sepia 222

MEMBRANOUS CROUP

Kali bichrom. 157

MEMORY, WEAKNESS OF		NEURALGIA, INTER-	
Kali phos.	255	COSTAL	
MENORRHAGIA		Cimicifuga	106
Belladonna	65	NEURASTHENIA	
Calcarea carb.	78	Aconite	32
MIGRAINE		Phosphorus	188
Eupatorium perfol.	119	Kali phos.	254
Ignatia	143	NUTRITIONAL DEFECTS	
Sepia	222	Natrum mur.	259
MUSCULAR DEBILITY		NYMPHOMANIA	
Kali phos	254	Cantharides	84
MYALGIA		OPHTHALMIA	
Cimicifuga	104	Hydrastis can.	139
NAILS AFFECTIONS OF		Pulsatilla	206
Silica	265	Kali sulph.	256
NASAL CATARRH		OS RIGID	
Kali bichrom.	156	Gelsemium	125
Kali sulph.	256	OTITIS MEDIA	
Mercurius	166	Hepar sulph. calc.	133
Natrum mur.	259	Pulsatilla	206
Pulsatilla	205	OTORRHEA	
Sepia	224	Kali sulph.	256
Sulphur	235	Sulphur	235
NAUSEA		PARALYSIS	
Ipecac.	150	Kali phos.	254
NAUSEA OF PREGNANCY		Nux vom.	180
Sepia	222	PEMPHIGUS	
NEPHRITIS		Cantharides	86
Cantharides	83	PERICARDITIS	
NEURALGIA		Cantharides	86
Arsenicum alb.	53	PERITONITIS	
China off.	101	Belladonna	66
Magnesia phos.	257	PERTUSSIS	
Natrum mur.	259	Drosera	114
NEURALGIA, FACIAL		Ipecac.	151
Colocynthis	111	Kali bichrom.	158
		Magnesia phos.	257

PHARYNGITIS

Kali mur.	253
Sepia	224

PLEURISY

Aconite	32
Bryonia	71
Cantharides	86

PLEURODYNIA

Cimicifuga	106
----------------------	-----

PNEUMONIA

Aconite	31
Bryonia	72
Ferrum phos.	252
Kali mur.	253
Phosphorus	190
Rhus tox.	215
Sulphur	237

PROLAPSUS ANI

Ignatia	145
Podophyllum	198

PROLAPSUS UTERI

Sepia	220
-----------------	-----

PTOMAIN POISONING

Arsenicum, alb.	52
-------------------------	----

PULMONARY PHTHISIS

Arsenicum alb.	54
Calcarea carb.	78
Phosphorus	187

PYELITIS

Cantharides	84
-----------------------	----

PYOTHORAX

Hepar sulph. calc.	133
----------------------------	-----

QUINSY

Hepar sulph. calc.	132
----------------------------	-----

RACHITIS

Calcarea carb.	77
Calcarea phos.	247

RELAPSING FEVER

Eupatorium perf.	120
--------------------------	-----

REMITTENT FEVER

Gelsemium	123
---------------------	-----

RHEUMATIC ARTHRITIS

Bryonia	73
-------------------	----

RHEUMATIC FEVER

Belladonna	66
Bryonia	73
Pulsatilla	204

RHEUMATISM

Rhus tox.	212
-------------------	-----

RIGID OS

Gelsemium	125
---------------------	-----

SATYRIASIS

Cantharides	84
-----------------------	----

SEXUAL EXCESS

Nux vomica	180
----------------------	-----

SCARLET FEVER

Belladonna	64
Rhus tox.	215

SCIATICA

Colocynthis	111
Rhus tox.	214

SHOCK

Veratrum alb.	242
-----------------------	-----

SKIN, DISEASES OF

Arsenicum alb.	53
------------------------	----

SPASMODIC CROUP

Aconite	31
Belladonna	65
Hepar sulph. calc.	132
Kali mur.	253
Spongia	229

SPINAL IRRITATION

Cimicifuga	105
Nux vomica	180

STOMATITIS		ULCERS	
Hydrastis can.	139	Calcarea sulph.	250
Mercurius	165	UREMIA	
STRABISMUS		Cantharides	84
Gelsemium	124	URETHRITIS	
STRANGURY		Cantharides	83
Cantharides	82	URIC ACID DIATHESIS	
STYES		Natrum sulph.	262
Silica	264	URTICARIA	
SUBINVOLUTION, UTER- INE		Sepia	224
Sepia	220	UTERINE FIBROIDS	
Calcarea carb.	78	Hydrastis can.	140
SUNSTROKE		Calcarea carb.	78
Belladonna	65	UTERINE SUBINVOLU- TION	
SYPHILIS		Calcarea carb.	78
Mercurius	166	Sepia	220
Mercurius iod. rub. . . .	171	VAGINITIS	
TONSILITIS		Sepia	220
Belladonna	64	VARICOSE VEINS	
Hepar sulph. calc.	132	Calcarea fluor.	249
Ignatia	144	VARIOLA	
Kali bichrom.	157	Antimonium tart.	38
Kali mur.	253	VERTEBRAL CARIES	
Mercurius iod rub.	171	Phosphorus	192
TORTICOLLIS		VERTIGO	
Cimicifuga	106	Nux vomica	178
TUBERCULOSIS		Phosphorus	189
Phosphorus	187	VICARIOUS MENSTRU- ATION	
TYPHOID FEVER		Bryonia	73
Arsenicum alb.	52	WATERBRASH	
Baptisia	58	Natrum phos.	261
Bryonia	72	Pulsatilla	208
Gelsemium	124		
Kali phos.	214		
Phosphorus	188		
Rhus tox.	214		

WEAKNESS

China off. 101

WHOOPING COUGH

Drosera 114

Ipecac. 151


Kali bichrom. 158

Magnesia phos. 257

ZOSTER

Cantharides 86

Rhus tox. 216



INDEX OF REMEDIES

ACONITE		Delirium	63
Bronchitis	31	Headache	64
Croup	31	Hemorrhages	65
Enterocolitis	31	Mastitis	65
Laryngitis	31	Menorrhagia	65
Measles	31	Peritonitis	66
Neurasthenia	32	Rheumatic fever	66
Pleurisy	32	Scarlet fever	64
Pneumonia	31	Sunstroke	65
		Tonsilitis	64
ANTIMONIUM TARTARICUM		BRYONIA	
Bronchitis	37	Gastric disorders	74
Bronchopneumonia	36	Headache	73
Cholera morbus	37	Mastitis	74
Emphysema	37	Measles	73
Variola	38	Pleurisy	71
		Pneumonia	72
ARSENICUM ALBUM		Rheumatic arthritis	73
Cancer	52	Typhoid fever	72
Cardiac disease	53	Vicarious menstruation	73
Coryza	53	CALCAREA CARBONICA	
Diarrhea	53	Fibroids	78
Gastritis	51	Hyperidrosis	77
Headache	53	Menorrhagia	78
Melancholia	52	Pulmonary phthisis	78
Neuralgia	53	Rachitis	77
Ptomaine poisoning	52	Uterine subinvolution	78
Pulmonary phthisis	53	CALCAREA FLUORICA	
Skin disease	53	Adenitis	249
Typhoid fever	52	Exostosis	249
BAPTISIA		Lumbago	249
Diarrhea	59	Mammary tumors	249
Typhoid fever	58	Varicose veins	249
BELLADONNA		CALCAREA PHOSPHORICA	
Abscess	65	Adenitis	247
Appendicitis	66	Adenoids	247
Boils	65		
Croup	65		

- | | | | |
|--------------------------------|-----|------------------------------------|-----|
| Anemia | 248 | CHINA OFF. | |
| Arrested development | 247 | Anemia | 101 |
| Rachitis | 247 | Depletion | 100 |
| CALCAREA SULPHURICA | | Gallstones | 100 |
| Abscess | 250 | Headache | 101 |
| Boils | 250 | Hemorrhages | 99 |
| Carbuncles | 251 | Lactation | 101 |
| Felons | 250 | Malarial fever | 100 |
| Ulcers | 250 | Neuralgia | 101 |
| | | Weakness | 101 |
| CANTHARIDES | | CIMICIFUGA | |
| Anuria | 84 | Angina pectoris | 106 |
| Cystic hemorrhage | 86 | Cerebrospinal meningitis | 107 |
| Cystitis | 82 | Ciliary neuralgia | 106 |
| Cystoplegia | 83 | Headache | 106 |
| Cystospasm | 83 | Intercostal neuralgia | 106 |
| Delirium | 85 | Lumbago | 107 |
| Dysentery | 85 | Melancholia | 105 |
| Dysuria | 83 | Myalgia | 104 |
| Erysipelas | 86 | Pleurodynia | 106 |
| Hematuria | 84 | Spinal irritation | 105 |
| Herpes zoster | 86 | Torticollis | 106 |
| Insanity | 84 | COLOCYNTHIS | |
| Melancholia | 85 | Colic, intestinal | 111 |
| Nephritis | 83 | Dysmenorrhea | 111 |
| Nymphomania | 84 | Neuralgia, facial | 111 |
| Pemphigus | 86 | Sciatica | 111 |
| Pericarditis | 86 | DROSER A | |
| Pleurisy | 86 | Laryngeal phthisis | 115 |
| Pyelitis | 84 | Whooping cough | 114 |
| Satyriasis | 84 | EUPATORIUM PERFORIATUM | |
| Strangury | 82 | Aphonia | 120 |
| Uremia | 84 | Bilious fever | 116 |
| Urethritis | 83 | Cough | 119 |
| CHAMOMILLA | | Headache | 117 |
| Bronchitis | 92 | Influenza | 118 |
| Colic | 91 | Intermittent fever | 112 |
| Coryza | 92 | Migraine | 119 |
| Dentition | 91 | Relapsing fever | 120 |
| Dysmenorrhea | 92 | | |
| Insomnia | 92 | | |
| Measles | 92 | | |

FERRUM PHOSPHORICUM		Constipation	145
Anemia	251	Gastric neurosis	145
Fever	251	Hemorrhoids	145
Inflammation	251	Hysteria	142
Pneumonia	252	Insomnia	143
GELSEMIUM		Migraine	143
Cardiac neurosis	123	Prolapsus ani	145
Influenza	124	Tonsilitis	144
Measles	125	IPECACUANHA	
Remittent fever	123	Asthma	151
Rigid os	125	Bronchitis	150
Strabismus	124	Bronchopneumonia	150
Typhoid fever	124	Enterocolitis	151
HEPAR SULPHUR. CALC.		Hematemesis	150
Abscess	131	Hemoptysis	150
Boils	131	Hemorrhages	150
Bronchitis	132	Intermittent fever	151
Corneal ulcers	134	Nausea	150
Croup	132	Pertussis	151
Empyema	133	KALI BICHROMICUM	
Hydrargyris	134	Asthma	157
Hypopion	134	Bronchitis	157
Keratitis	134	Gastric ulcers	155
Laryngitis	132	Gastritis	158
Otitis media	133	Leucorrhœa	158
Pyothorax	133	Membranous croup	157
Quinsy	132	Nasal catarrh	156
Tonsilitis	132	Pertussis	158
HYDRASTIS CAN.		Tonsilitis	157
Blepharitis	139	KALI MURIATICUM	
Catarrh	138	Corneal ulcers	253
Cervical ulcers	140	Croup	253
Constipation	139	Diphtheria	253
Enteritis	139	Ear, diseases of	253
Fibroids, uterine	140	Eczema	253
Gonorrhœa	140	Pharyngitis, follicular	253
Leucorrhœa	140	Pneumonia	253
Ophthalmia	139	Tonsilitis	253
Stomatitis	139	KALI PHOSPHORICUM	
IGNATIA		Gangrene	255
Chorea	144	Hypochondriasis	255

- Insanity 255
 Melancholia 255
 Memory, weakness of . . 255
 Muscular debility 254
 Neurasthenia 254
 Paralysis 254
 Typhoid fever 255
- KALI SULPHURICUM**
- Bronchitis 256
 Ophthalmia 256
 Otorrhea 256
 Nasal catarrh 256
- MAGNESIA PHOSPHORICA**
- Chorea 257
 Colic 258
 Dysmenorrhea 258
 Hiccough 257
 Neuralgia 257
 Pertussis 257
- MERCURIUS**
- Diarrhea 163
 Dysentery 165
 Hepatitis 164
 Iritis 166
 Leucorrhœa 166
 Nasal catarrh 166
 Stomatitis 165
 Syphilis 166
- MERCURIUS IODATUS RUBER**
- Bubo 171
 Chancre 171
 Tonsilitis 171
- NATRUM MURIATICUM**
- Anemia 259
 Backache 259
 Emaciation 259
 Headache 259
 Intermittent fever 259
 Malnutrition 259
 Nasal catarrh 259
 Neuralgia 259
- Nutritional defects 259
- NATRUM PHOSPHORICUM**
- Constipation 261
 Diarrhea 261
 Dyspepsia, acid 262
 Gout 262
 Hyperacidity 261
 Waterbrash 261
- NATRUM SULPHURICUM**
- Asthma 263
 Diabetes 263
 Gout 263
 Gravel 262
 Headache 263
 Head, injuries to 263
 Jaundice 263
 Uric acid diathesis 262
- NUX VOMICA**
- Constipation 179
 Coryza 178
 Cough 181
 Dyspepsia 178
 Headache 179
 Hemorrhoids 180
 Hypochondriasis 177
 Lumbago 180
 Paralysis 180
 Sexual excess 180
 Spinal disease 180
 Vertigo 178
- PHOSPHORUS**
- Epistaxis 190
 Fatty degeneration 193
 Gastritis 190
 Hematemesis 190
 Hemoptysis 190
 Laryngitis 191
 Neurasthenia 188
 Phthisis 187
 Pneumonia 190
 Tuberculosis 187

Typhoid fever	188	Nausea of pregnancy	222
Vertebral caries	192	Pharyngitis	224
Vertigo	189	Prolapsus uteri	220
PODOPHYLLUM		Subinvolution	220
Cholera infantum	197	Urticaria	224
Cholera morbus	197	Vaginitis	220
Diarrhea	197	SILICA	
Gastroenteritis	196	Abscess	264
Headache	198	Boils	264
Prolapsus ani	198	Bones, diseases of	264
PULSATILLA		Bromidrosis	265
Amenorrhea	204	Constipation	264
Gonorrhœa	206	Fistula	264
Heartburn	208	Glands, diseases of	264
Leucorrhœa	207	Headache	264
Malarial fever	207	Locomotor ataxia	264
Measles	206	Nails, affections of	265
Nasal catarrh	205	Styes	264
Ophthalmia	206	SPONGIA	
Otitis media	206	Cardiac hypertrophy	230
Rheumatic fever	204	Glands, diseases of	230
Waterbrash	208	Goitre, exophthalmic	230
Dermatitis venenata	216	Spasmodic croup	229
Eczema	216	SULPHUR	
Erysipelas	215	Blepharitis	236
Herpes zoster	216	Conjunctivitis	236
Lumbago	213	Diarrhea	234
Pneumonia	215	Enteritis	237
Rheumatism	212	Headache	235
Scarlet fever	215	Insanity	237
Sciatica	214	Insomnia	238
Typhoid fever	214	Keratitis	236
SEPIA		Mania	237
Chloasma	223	Marasmus	237
Climacteric period	223	Nasal catarrh	235
Endometritis	220	Otorrhea	235
Herpes	223	Pneumonia	237
Herpes circinnatus	223	VERATRUM ALBUM	
Leucorrhœa	220	Cholera infantum	243
Melancholia	222	Constipation	243
Migraine	222	Diarrhea	243
Nasal catarrh	224	Shock	242

