



Aconite: The Research Perspective

Abstract: The following document is a full version of the research project undertaken during September-December 2008 in India at the C B S, World Peace Centre, MIT College, PUNE. This research is done by Dr Bhagyashree Nilkanth at CENTRE FOR BIOFIELD SCIENCES, INDIA. This centre is established by Dr Thornton WJA Streeter, D Sc who has been propagating alternative medicine for last 12 years.



DR BHAGYASHREE NILKANTH (DHMS)

Om sai clinic, Rohan corner, Gauriher Co-op Society, Opp. Pratik Nagar, Paud Rd, Pune.

AIM: To examine the changes in the 7 chakras and also in the biofield (energy field) after treating the subjects with *Aconite* for fear and anxiety.

THE POLYCONTRAST INTERFERENCE PHOTOGRAPHY (PIP) device was chosen to be used for the comparison between before and after scans

DOCUMENT CONTENTS

- General Article of Research
- Results and Conclusions
- 20 Research Case Studies
- References

ABSTRACT

Twenty randomly selected participants were scanned with PIP biofield assessing instruments before and after a scan were done. Most of the results were qualitative and cross comparison was complex. However overall there were significant positive changes in brow and solar *chakra*, which are related to mental state (Anxiety, fear, restlessness) and digestive systems (diarrhoea, dysentery, dyspepsia, acidity) respectively along with positive changes in muscle of back, thus confirming high curative power of *Aconite* in mental and gastrointestinal disorders. Further detailed research is required with larger participants and a higher level of data control and experimental blinding.

INTRODUCTION

Aconitum-napellus.

Monkshood (Ranunculaceae)

It is generally indicated in acute or recent cases occurring in young persons, especially girls, of a full, plethoric habit who lead a sedentary life; persons easily affected by atmospheric changes;

dark hair and eyes, rigid muscular fibre.

Complaints caused by exposure to dry cold air, dry north or west winds, or exposure to draughts of cold air while in perspiration; bad effects of checked perspiration. Great fear and anxiety of mind, with great nervous excitability; afraid to go out, to go into a crowd where there is any excitement or many people; to cross the street. The countenance is expressive of fear; the life is rendered miserable by fear; is sure his disease will prove fatal; predicts the day he will die; fear of death during pregnancy. Restless, anxious, does everything in great haste; must change position often; everything startles him. Pains are intolerable, they drive him crazy; he becomes very restless at night. HAHNEMANN says: "Whenever *Aconite* is chosen Homoeopathically, you must, above all, observe the moral symptoms and be careful that it closely resembles them; the anguish of mind and body; the restlessness; the disquiet not to be allayed." This mental anxiety, worry, fears accompanies the most trivial ailment. Music is unbearable, makes her sad (*Sab*, during menses, *Nat-c*). On rising from a recumbent position, the red face becomes deathly pale, or he becomes faint or giddy and falls and fears to rise again; often accompanied by vanishing of sight and unconsciousness. Amenorrhoea in plethoric young girls; after fright, to prevent suppression of menses. For the congestive stage of inflammation before localization takes place. Fever; skin dry and hot; face red, or pale and red alternately; burning thirst for large quantities of cold water; intense nervous restlessness, tossing about in agony; becomes

intolerable towards evening and on going to sleep. Convulsions; of teething children; heat, jerks and twitches of single muscles; child gnaws its fist, frets and screams; skin hot and dry; high fever. Cough, croup; dry, hoarse, suffocating, loud, rough, croaking; hard, ringing, whistling; on expiration (*Caust-* on inhalation, *Spong*); from dry, cold winds or drafts of air. *Aconite* should never be given simply to control the fever, never alternated with other drugs for that purpose. If it be a case requiring *Aconite* no other drug is needed; *Aconite* will cure the case. Unless indicated by the exciting cause, is nearly always injurious in first stages of typhoid fever.

Aggravation evening and night, pains are insupportable; in a warm room; when rising from bed; lying on affected side (*Hep, Nux-m*). Amelioration in the open air (*Alum, Mag- c, Puls, Sab*).

RELATIONSHIP

COMPLEMENTARY: To *Coffea* in fever, sleeplessness, intolerance of pain; to *Arnica* in traumatism; to *Sulphur* in all cases. Rarely indicated in fevers which bring out eruptions. *Aconite* is the acute of *Sulphur* and both precedes and follows it in acute inflammatory conditions.

METHODOLOGY

Participants were selected randomly through local newspaper advertisements, OPD basis and university notices to take part in the research. Each participant was booked in for two appointments each lasting around 1 hour. Initially they arrived at the clinic and were assigned a participant number to maintain confidentiality. They filled their Consultation form and then underwent the first round of scan in a random order. All these participants were then rescanned after two weeks with the same device, again in a random order after giving suitable potency of *Aconite*.

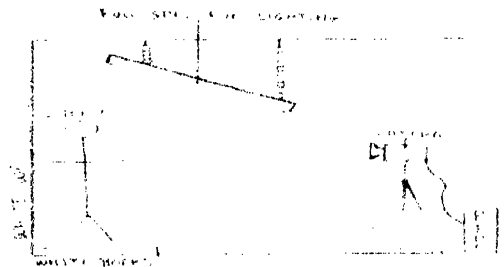
No of Subjects	20
Age	10-75 Yrs
Sex	Male / Female

ANALYZING PARAMETER

Polycontrast Interference Photography (PIP):

INVENTED BY: Dr Harry Oldfield of UK.

It is totally non - invasive scan. It requires the human body to be exposed to a full spectrum-controlled lighting environment. Then the absorption and reflection intensities are colour-coded and then analyzed. Four (4) images each were taken in the pre-treatment and in the post treatment scanning. Images were then data-coded and analyzed. The PIP is most useful when analyzing the body itself for congestions and leakages that appear on the surface above the specific organ or part of the body being investigated. We often refer to congestion and leakages of energy coded in red or deep pink colour, when analyzing these images.



DATA ANALYSIS

Detail case taking was done and according to symptom similarity and correlating rubrics, *Aconite* was selected. Analyzing the severity of disease (chronic or acute) and state of person appropriate potency of *ACONITE* was selected and given. Before giving *Aconite* PIP scan was done. Correlating blocks in brow chakra were seen in patients who presented with complaints of fear, anxiety and restlessness. Similarly pooling of low / red energy was seen in abdominal region along with solar chakra in patients with digestive complaints. Muscle spasm was markedly seen as leaks in lateral views AND bands of red which was co relating history.

RESULTS


Each client has been individually examined and analyzed in the following pages, Scans were obtained of 20 participants. Results supported the effectiveness of the *Aconite* drug. PIP scans showed very positive changes in the scans of 17 participants. None of the subjects showed negative changes and 3 of these 20 participants showed



absolutely no changes in the scans. This indicates that *Aconite* is a very effective mode of treatment in complaints related to *Brow Chakra*, *Heart Chakra* and *Solar Plexus Chakra*. It could be an effective tool in treatment of Stress, Anxiety, Depression and other similar conditions.

The response of the subjects with stress-related conditions was positive.

Total Positive Change	Negative Change	No Change
20	17	0
		3



CONCLUSIONS AND FURTHER WORK


It seems clear that *Aconite* has a profound effect on individuals for many diseases. In addition to the analysis part of the technique was able to provide the therapist with some extraordinary insights into the condition of the client.

This is an objective data indicating the therapeutic effect of *Aconite*.

The mechanism of interactions is complex and to some extent psychological factors may affect few of the patients. It is the belief of the researchers that this paper will inspire others to partake in further investigation designed to measure effectiveness not only of techniques but also of technologies that might be used to provide independent and objective validation of before and after changes.

ADDENDA (Sample cases)

PIP Analysis: Before:



After:




A positive change can be seen in the form of green, balancing or healing energy has appeared in the biofield. Reduction in low orange banding is a positive shift. Congestion (red low energy) esp in the lower back has reduced significantly.

PIP Analysis: Before:



After:



Congestion in the solar plexus has decreased. The *chakra* has become vibrant. Significant reduction in the congestion over lower back is seen. Symptomatic relief in muscle spasm was also correlated clinically after giving *aconite*. Biofield has become more vibrant with dominance of green, This is again a positive change.

Ed: Sorry we could not reproduce better pictures, it would need art paper