

The


HOMŒOPATHIC HERALD

(Journal of Pure Homoeopathy)

Vol. XI.

October, 1950.

No. 7.



HOMŒOPATHIC MEDICINES, HOMŒOPATHIC BOOKS AND VIALS ETC.

Headquarters for all fresh plant tinctures, tablets, triturations, and dilutions, specialties and sundries.

All of our Homoeopathic tinctures which we make are made according to the "United States Homoeopathic Pharmacopœia," which is the only Homoeopathic Pharmacopœia recognized as standard by the government of the U. S. A. The method of preparation conforms also with that of the British Homoeopathic Pharmacopœia.

BOERICKE & TAFEL, INC.
EXPORT DEPARTMENT.

1011, Arch Street Philadelphia, PA. U.S.A.

Different Departments of
M. BHATTACHARYYA & CO.
HOMŒOPATHIC :

Head Office :—73, NETAJI SUBHAS ROAD, CALCUTTA.

Post Box : 643 Cal.

Phone : Bank 2536

Tele. 'Simlicure' Cal

CALCUTTA

Branches :

1. Shambazar
133, Cornwallis Street.
2. Shovabazar
281/1, Upper Chitpur Rd.
3. Simla
196, Cornwallis Street.
4. Sealdah
162, Bowbazar Street.
5. College Street
90/8A, Harrison Road.
6. Dharamtala
43, Dharamtala Street.
7. Bhowanipur
42D, Ashutoosh Mukherje Rd.
8. Kalighat
8A, Russa Road.

Embeco Homœopathic
 Laboratory (Bonded)



Trade Mark

Reg. No. 2735.

44/4, Canal East Road, Cal.
 Phone B.B. 5633.

U. P. Branch :

Benares

(Close to Harasunda
 Dharamshala.)

East Pakistan

1. Head Office :—

Comilla.
 Maheshprangan)


2. Branch :—Dacca
 (1, Wiseghat St. Patuato

3. EMBECO
 Homœopathic Laborator
 Maheshprangan,
 Comilla.

4. AYURVEDIC :
 Vaidie Oushadhala
 Main Office & Factory
 Comilla.
 (East Pak.)

Optical Store

73, Netaji Subhas Rd., Calcutta.



PRINTING :

ECONOMIC PRESS.

25, Roy Bagan St., Calcutta.

ALLOPATHIC STORE

Head Office :— 85, Netaji Subhas Road, CALCUTTA.

Phone—Bank 2948. (Retail & Wholesale—also serve Prescriptions.) Tele.—'Allopathic' Cal

Branch :— 203, Cornwallis Street, Calcutta. (Open Day and Night)

LABORATORY

44/4, Canal East Road, CALCUTTA.

Phone—B.B. 5633.

The
HOMŒOPATHIC HERALD

EDITOR

Dr. N. C. Das, M. A., D. M. S.

BUSINESS MANAGER :

Dr. Samarendra Bhattacharyya, B.Sc.

CONTENTS.

October, 1950.

GLEANINGS—N. C. DAS.	313
KREOSOTUM—A. DWIGHT SMITH, M.D.	317
ALLIUM OEPA AND EUPHRASIA—R. W. SPALDING, M.D.	321
WONDERS OF HOMŒOPATHY—DR. SUKUMAR BOSE.	324
HOMŒOPATHIC TREATMENT OF TYPHOID FEVER.	325
EDITORIAL—N. C. DAS.	348
INFANTS' EMERGENCY CASES—B. K. GOSWAMI.	349
INDIGESTION—PROBIR KUMAR.	353
HEADACHE—N. C. DAS.	359
DIRECTORY OF HOMŒOPATHIC INSTITUTIONS, ETC.	ADV. 3
PROFESSIONAL DIRECTORY	" 4

Contributions.— Should be written very neatly on one side of the paper only. Manuscripts are not returned whether approved or not. Articles and communications should be addressed to the Editor, The Homœopathic Herald, 73, Netaji Subhas Road, Calcutta.

Business correspondence.— All business correspondence and advertisements should be addressed to the Business Manager, M. Bhattacharyya & Co.

Subscriptions :

India Rs. 4/8/- (post free) per annum. Single copy -/7/-.
Special reduced subscription for Students, Public Libraries, Schools and Colleges, and Charitable Institutions.


Rates of advertisement :

Ordinary page—full page 32/-, half page 18/-, quarter page 12/-.
If payment be made in advance Rs. 30/-, Rs. 16/- and Rs. 10/- respectively.

Remittances—Remittances in advance to M. Bhattacharyya & Co.


INDIAN GLOBULES.

Actual sizes are—



Available in—

- (1) One pound wide mouth square bottle.
- (2) One pound damp proof paper carton.
- (3) Bulk packing.



Products of—

EMBECO HOMOEOPATHIC LABORATORY

Incorporated with

ECONOMIC PHARMACEUTICAL WORKS.

Directory of Homœopathic Institutions,

LABORATORIES, FOREIGN JOURNALS AND CHARITABLE DISPENSARIES*

LISTINGS TWO RUPEES PER INSERTION

*CHARITABLE DISPENSARIES—FREE

<p>General Council & State Faculty of Homœopathic Medicine, Bengal 1B, Old Post Office Street, Calcutta. Phone : City 1206.</p>	<p>Embeco Homœopathic Laboratory 44/4, Canal East Rd., Cal. India, and at Maheshangan, Comilla, E. Pakistan.</p>
<p>The Bengal Homœopathic Institute 1B, Old Post Office Street, Calcutta.</p>	<p>Mahesh Charitable Dispensary Bitghar, Tippera E. Pakistan.</p>
<p>Calcutta Homœopathic Medical College & Hospital 265, Upper Circular Road, Calcutta. Phone : B. B. 2654.</p>	<p>Mahesh Charitable Dispensary Harasundari Dharmasala Benares.</p>
<p>Pratap & Hering Homœopathic Medical College & Hospital 14/1, Narkeldanga North Road, Cal. Phone : B. B. 2356.</p>	<p>The Homœopathic Recorder \$ 3.25 119, North Central Avenue Glandale, California.</p>
<p>Dunham Homœopathic Medical College & Hospital 63, Upper Circular Road, Calcutta. Phone : B. B. 2757.</p>	<p>Pacific Coast Journal of Homœopathy 14/- Shillings 2200, Grove Street Berkeley, Calif.</p>
<p>Journal of the American Institute of Homœopathy \$ 6.50 1601, Chestnut Street, Philadelphia 3 Penna U. S. A.</p>	<p>HEALTH Through Homœopathy 43, Russel Sq. London W. C. I.</p>
<p>Heal Thyself (The Homœopathic World) 7/- Shillings 24, St. George St., Hanover Sq. London W. I.</p>	<p>Pathan Manzil Charitable Dispensary Suptd. Dr. Mrs. S. K. SHERWANI, M. B. (Homœo) Pathantooly Rd., Chittagong.</p>
<p>The British Homœopathic Journal 2½ Shillings Faculty of Homœopathy L.H.H. Great Ormond Street, W. C. I.</p>	

Professional Directory

LISTINGS TWO RUPEES PER INSERTION

Dr. S. N. Sen Gupta
67/1, Beadon Street, Calcutta.
Phone : B. B. 3577.

Dr. P. Saha
43, Justice Chandra Madhab Road,
Calcutta.
Phone : P. K. 222.

Dr. N. M. Choudhuri
27/A Elgin Road, Calcutta.
(Flat No. 8)
Phone : P. K. 214.

Dr. N. C. Das. M. A. D. M. S.
181, Panchanantola Rd., Howrah.
Phone : Howrah 493.
Hours by appointment.

Dr. S. Bhattacharyya, B. Sc.
Manager M. Bhattacharyya & Co.
Phone (Residence) B. B. 1835.

Dr. Satyendra Nath Roy
60, Simla Street,
Calcutta.

Dr. A. N. Mukerjee
6, Rajabagan Street, Calcutta.
Phone : B. B. 2555.

Dr. N. G. Chatterjee
Specialist in chronic disease.
13, Amherst Street.
Calcutta—9.

Dr. J. N. Majumdar
M. Sc., M. B., F. R. C. S.
6, Ironside Road, Calcutta.
Phone : P. K. 15.

Dr. Sachchidananda Dutta, D.M.S.
Late House-Surgeon &
Asstt. Pathologist, Calcutta
Homœopathic Hospital
Agabazar, Balasore.

Dr. I. B. Sanyal
M. Sc., M. B.
81, Cornwallis Street, Calcutta.
Phone : B. B. 1964.

Dr. G. Dirghangi
1, Huzurimull Lane, Bowbazar, Cal.
Phone : B. B. 2938.

Dr. S. K. Das, B. Sc., M. B.
71/2 Musjidbari Street, Calcutta.
Phone : B. B. 4238.

THE
HOMEOPATHIC HERALD.

Vol. XI.

OCTOBER, 1950.

No. 7.

GLEANINGS.

1. Graphites is useful in nasal catarrh when there is an extreme dryness of the nose.

Farrington.

2. Graphites may be used in chronic sore throat with sensation as of a lump in the throat.

Farrington.

3. Dry cough with a great deal of strangling making the face red and eyes water ; worse during deep inspiration : Graph.

Farrington.

4. Graphites is said to prevent the return of erysipelas when that disease becomes constitutional ; the affected part feels rough and tough.

Farrington.

5. Arsenic is the remedy for debility resulting from overtaxing of the muscular tissues such as follows prolonged exertion, climbing mountains, etc.

Farrington.

6. Cadmium is to be thought of when, from masturbation, the glans penis is as flabby as a rag. The prepuce, when it is withdrawn behind the glans, remains there, not having contractility enough to replace it.

Farrington.

7. The Balsam of Peru should be remembered as an admirable remedy in bronchial catarrh when there is formation of muco-pus (loud rales ; thick, creamy and yellowish-white expectoration) :

Farrington.

8. Caladium is indicated in stout persons of flabby fibre who are subject to catarrhal asthma, that is asthma with the production of mucus which is not readily raised, but which, when raised, gives relief to the patient.

Farrington.

9. Tarentula cubensis causes a perfect picture of carbuncle, even to the sloughing, and claims place as a rival of Arsenic and Carbo Veg. It may best be used effectually when there are great prostration and diarrhoea, with intermitting fever of evening exacerbation. In relieving the atrocious pain accompanying this condition it acts almost like magic.

Farrington.

10. During pregnancy colic bending patient backward, with great faintness at pit of stomach : Dios.

Gentry.

11. During pregnancy excessive acidity of stomach, belching, or vomiting intensely sour fluid setting teeth on edge : Robin., Sulph-ac.

Gentry.

12. During pregnancy cannot bear odor of tobacco : Ign., Nux-v.

Gentry.

13. During pregnancy feels better from warmth cannot bear cold air : Calc-c.

Gentry.

14. Threatened miscarriage ; pains from back into buttocks and hips : Kali-c.

Gentry.

15. During pregnancy backaches severely when walking : Kali-c.

Gentry.

Dryness of nose.

Face: Face pale, sunken, with blue rings under the eyes, and pointed nose.

Face red with burning heat,

Commissures of lips sore and ulcerated.

Desquamation of the skin of the face.

Cold sweat on face.

Constant desire to yawn until it seems as though the jaw would break.

Lips dry and brownish.

Lips dry and covered with brown crusts.

Lower lip and tongue blackish.

Lips dry and parched; covered with reddish-brown crusts; lips bleed.

Mouth: Tongue: sensation of dryness on tongue, as if covered with a skin, when not dry.

Dry tongue, red all over, at any rate dry red triangle on tip, with desire for drink.

The tongue is red at the tip, in the shape of a triangle.

Tongue is sore, raw and bleeding.

Burning of all the tissues in the mouth. Tongue dry, red and cracked.

Red tongue. Blisters on tongue.

Taste is putrid and metallic.

Teeth covered with blood.

Mouth raw and bleeding.

Mouth is dry; bloody saliva.

Mouth dry with much thirst.


Saliva bloody, runs out of mouth during sleep.

Much tough mucus in mouth and throat.

Putrid breath.

Tongue white; often on one side.

Sensation as if tongue covered with a skin.



Stomach : Desire for sweets, oysters, beer.

Aversion to meat.

Unquenchable thirst, wants cold drinks.

Worse at night ; from dryness of mouth.

Soreness of abdomen.

Sensation as if something was torn off in abdomen.

Distention of abdomen with colic.

Stool : Bowels are loose, worse at night, involuntary during sleep.

Diarrhœa with borborygmi.

Very offensive flatus.

Nocturnal diarrhœa with severe colic which disappears after stool or when lying on abdomen.

Tearing down thighs during stool.

Painless, undigested.

Like washings of meat.

Urine : Hot, white, muddy. Divided stream. Retention ; diminished.

Cough : Severe cough, with tough bloody expectoration, uncovering even a hand.

Pulse : Accelerated, weak, faint and soft. Irregular.

Limbs : Desire for frequent and constant movement giving temporary relief.

Prostration with sensation as if bruised and constant desire to sit or lie down.

Dry burning heat, excessive headache, with tension and rigidity of nape of neck worse evenings and upon motion.

Wandering pains in nape of neck and kidneys, with weariness and languor of limbs at the most acute stage of first period.

Chills, vertigo, with closing of eyelids.

Altered colour of face ; dryness of throat, vomiting of food, yawning.

Hard, dull and heavy pressure upon eyes.

Painful sensitiveness to light and noise.

Extreme weariness with prostration, preventing the least motion.

Pain in all limbs.

Dry heat or sweat, during which patient desires to be covered.

Automatic muscular movements in hands and feet.

Miliary eruption.

Great exhaustion.

Severe rheumatic pains in the limbs, worse in rest and better by moving and changing position.

Constant restlessness, tossing about.

Stiff neck.

Pains in small of back better lying on something hard.

Twitching in limbs.

Cramps in legs and feet.

Tearing pains in limbs, during rest.

Numbness in extremities.

Parts on which one lies go to sleep.

Generalities : Troubles resulting from a sudden and a thorough drenching by a shower of rain ; by getting wet in any way.

Heaviness of parts.

Lying on the back during sleep.

Irresistible desire to move or change position every little while, followed by great relief for a short time.

Complaints come on from cold damp weather, from being exposed to cold damp air when perspiring.

Patient sensitive to cold air, complaints worse from cold, better from warmth.

Aching pains, bruised feelings over the body.

Restlessness throughout the limbs.

Abdomen very sore to touch ; cannot bear any pressure : sensitive to clothing.

Weariness and heaviness of lower extremities.

Profound coma.

Comatose slumbering, with snoring, murmuring, picking at bed clothes.

Great debility, soreness and stiffness. Worse at the beginning to move, better from continued motion but soon fatigued, requiring rest again.

Restlessness, must change position.

Great sensitiveness to open air.

Sleep : Dreams of exertion, rowing, swimming, Etc.

Inability to remain lying on side at night.

Weeping while asleep.

Sleep with open mouth and short breathing.

Sleeplessness esp. before midnight.

"T. from rheumatic exposure, summer bathing. Continual motion only relieves. Constant restlessness, cannot sit quiet. Craving for milk, cold water. Triangular red tip of tongue. Sweat over whole body except face or vice versa. Sweat does not relieve pains. Head and hand hot, rest of body chilly, or vice versa. Heat on left side and coldness of right side of body. Yawning, stretching and aching in limbs, increase of saliva in mouth, burning in eyes and painful weariness of the limbs, fever caused by living in damp rooms, sleeping in damp beds. Fever in damp wet weather."

"T. diarrhoea, tongue dry as a board, and red at tip in the shape of a triangle. Delirium and stupor with low form of muttering. Patient cannot lie still, must toss or change position which relieves temporarily."

"Typhoid, patient of mild temperament; mild delirium; disposition to jump out of bed or to try to escape; No violent anger; delirium with physical and mental restlessness; constant desire to move. Sometimes in the beginning of typhoid patient wants to lie perfectly quiet (exceptionally). This is due to great weakness; he feels perfectly prostrated. Indifferent to everything. Hallucinations, he fears that he will be poisoned. Stupor, answers very slowly as if reluctantly or else in a petulant way; *but he is not violent*. Severe headache, flushing of the face; Epistaxis relieving the headache and the blood is dark

in colour. Restless sleep with dreams of great exertion. Pneumonia, cough, difficult breathing, rust-coloured sputum. Tongue dark brown, dry and cracked. Cracks of tongue bleed. Tongue and mouth covered with brownish tenacious mucus; tongue taking imprint of teeth. Tongue has a triangular red tip. Diarrhœa, yellowish-brown or greenish stools, cadaverous odor; involuntary stool during sleep; involuntary urine. Tearing pains in limbs with backache. Dreams of the business of the day (Bry). Surface of body dry and hot; redder than normal. Red spots on skin. Sweat copious, sour, and with miliary rash. Abdomen tympanitic and sensitive in right iliac region."

Aggravation: Before a storm. Cold wet rainy weather; at night esp. after midnight; from getting wet while perspiring. During rest; from getting wet after being heated; from excessive bodily exercise; from heavy falls; concussion of body. Cold bathing. Morning. Winter. Lying down; on change of weather; wet weather; in cold air; from cold in general; uncovering the head. Autumn, from surgical injuries; during sweating.

Amelioration: From wrapping up head or parts, from moving; from warm or hot things; in dry weather; in clear weather; moving affected parts. Rubbing. Continued motion.

Compare: Bell. Nux vom. Phos. Puls. Bry. Ars. A. Ac. mur. Hyosc. Bapt. Arnica. Ph. ac.

Dose: 30th. 200th. 1000th.

EDITORIAL.

INCIDENCE OF T. B.

Tuberculosis is a dreadful and fatal chronic disease which causes many deaths in India. This violent killer of human life reigns in our country quite unopposed and unchecked. The unhappy victims of T. B. usually die without treatment and without care. All allopathic medicines for T. B. are very costly and poor patients can hardly purchase them. Moreover the curative value of these medicines are very doubtful. Unfortunate T. B. patients who vainly seek aid from hospitals and sanatoriums finally discover that all existing treatments, hygienic and medicinal, utterly fail to cure them and that they only throw their friends and relatives into grief and financial ruin. Moreover it is very deplorable that seats are not easily available in hospitals or sanatoriums for the victims of T. B. In these circumstances, the West Bengal Governor Dr. K. N. Katju has suggested the construction of a number of huts in the open in every congested town for removal and treatment of T. B. patients.

But removal of T. B. patients to healthy surroundings or to hospitals will be of no use unless the chief cause of the disease is removed.

It is childish to think that the B. C. G. vaccine is an effectual protection against this fell disease or that the existing medicines are mighty weapons fully able to eradicate the disease root and branch from our soil. Real endeavours are to be made very sincerely for the total annihilation of this formidable foe. It is a known fact to every one, young or old, that lack of good and nourishing food is the chief cause of the disease. If starvation is the principal cause of T. B. then removal of T. B. patients to healthy surroundings can in no way help them.

Procurement and supply of good food can save mankind from the devastating effects of this mortal disease. Erection of huts and administration of injections will do no good to such patients.

Besides this the predisposition to the disease is to be removed by gentle means. In this direction Homœopathic medicines are potent weapons. They are cheap, effective and harmless.

N. C. DAS.



INFANTS' EMERGENCY CASES.

B. K. GOSWAMI.

[Continued from page 308]

Biochemic Treatment: In accordance with Dr. Schussler's Biochemistry the principal remedies are Calc-phos, Ferr-phos, Natrum-phos, Kali-phos and Mag-phos, and are recommended in the third or sixth decimal triturations. Earlier we have described the leading features of Calcarea phos and Ferrum phos. Natrum-phos is suitable in vomiting of curdled milk and green sour smelling diarrhœa. Evidence of worms and a creamy yellow coating at the base of the tongue will further determine its choice. *Magnësia-phos.* is recommended in alteration with the indicated tissue salt when there are cramps, spasms or convulsions. It is a marvellous remedy to relieve the spasmodic abdominal pain of cholera. *Kali-phos.* is useful if the complaint sets in in the later part of the night with putrid stools. It is also useful in delirious and in the cllapse stages.

The tissue remedies are to be selected one, two or more at a time according to the prevailing symptoms and can be administered either by mixing them together or in alternations. They further advise to take some tepid hot

water every time with the medicine. As a rule tissue remedies should be more frequently repeated than dynamized polychrests.

Collapse Stage : For a homœopath with a fair knowledge of his materia medica it is not very difficult to find the appropriate medicine promptly in this stage. It is needless to stress on the promptitude required in tackling this condition when every minute wasted takes the patient nearer to the journey's end. Remedies required in this condition being very limited and their special and leading features being well marked on the patient the physician does not find it difficult to make a quick decision. The only thing necessary for the physician is to recognise the characteristic sure leaders.

This is the stage when the vitality is ebbing down and the physician has to spur it up once again to bring reaction. This is not the time to wait long for the reaction to start after giving a high potency. Repeat the medicine frequently, indeed every 10, 15, or 30 minutes till the patient warms up. It has been found that in many of these cases of relapse the first medicine acts no more, however high may be the potency and however frequently may be the repetitions. The reason of this failure is that during the course of reaction and improvement the condition usually changes and runs into the precinct of some other medicine. Hence the symptoms appearing during the course of improvement foretell the medicine required in cases of a relapse. Observe these symptoms carefully and be guided by them if a relapse takes place.

It should be noted here that even in this stage under the appropriate potentized remedy reaction starts within an hour or two, and if it does not it indicates an error in selection and demands to take stock afresh for the correct similimum.

Treatment : In the cholera infantum *Arsenic* doses not fit well in the early stage when the stools are generally copious and the prostration is not so well marked. Its

utility is well felt in a later stage when the stools become scanty but the exhaustion is extremely great, and the temperature tends to fall. The restlessness, anguish cry and thirst are still the prominent features and the child wants to sip cold water incessantly. *Veratrum-album* comes next with its exhaustion, prostration and coldness of body accompanied by cold sweat all over, but most prominently over the child's forehead. Some authors recommend it in alternation with *Cuprum-metallicum* when cramps predominate. *Carbo veg.* will be required when the collapse sets in although the purging and vomiting have improved or ceased. It has cold sweat and cold body and the coldness is more marked on the extremities and on the tip of nose; more particularly on the legs from the feet to the knees. Face pale and sunken. *Opium* is required by the infants more often than by the grownups. When it is indicated there will always be a history of cerebral affection from the very beginning of the attack. The child will be lying still, soporous, with eyes half-open; total indifference, even to immediate surroundings; bloated and red face.

In the next group we find *Antim-tart.* as the most commonly needed medicine, *Profound sleep and marks of cyanosis* are its leading indications. Vomiting with a thick white coated tongue; cold sweat over the forehead appearing after each vomiting (after evacuation, *Verat-a.*). The child becomes more exhausted after a vomiting than after motions. In short, vomiting prevails over motions under this drug. *Camphor* brings in collapse too early. From the beginning of its attack breathing troubles indicate that the heart failure is threatened and the child begins to collapse with signs of cyanosis. *The child does not keep the covering* although the body is so cold. The next consideration should be given to ophidius, a study of which is often found worthwhile in the treatment of cholera. They are suitable in collapse stage with an asthmatic breathing difficulty, worse after sleep. Fear will be well marked on the face of the child requiring *Naja*, and cheerfulness when one requires

Lachesis. Tabacum will be useful when the evacuation improves but the vomiting and nausea persist, resulting in collapse with cold sweat and suffocative breathing. In the collapse of *Secale-cor.* we find an internal burning sensation inspite of the body being externally cold and hence the child does not keep any covering over the body (*Camph.*). Unquenchable thirst, and weak, thin pulse are its accompanying features. *Hydrocyanic-acid* should be thought of in convulsions from uræmia (*Cupr-m.*) with cardiac weakness and breathing difficulty.

Remember : In cramps of cholera *Cuprum* is indicated when vomiting is prominent, *Secale* when diarrhœa, and *Veratrum* when both purging and vomiting are equally severe.

When this condition is accompanied by pain in abdomen *Cuprum-m.* deservee our first consideration and then *Verat-alb.* *Antim-tart.* is suitable for both painful and painless varieties.

In painlss type of cholera our first choice is for *Bism.* and *Podo.*, and then *Antim-tart.*

For *copious* watery stools think of *Podo.*, *Verat-alb.*, *Ars.*, *Bism.* and *Antim-t.*

In *Verat-alb.* both purging and vomiting are copious but still the motions are more prominent than the vomiting.

We have to distinguish between Arsenic and Bismuth for *vomiting immediately after eating or drinking.* *Ctroton-tig.* also deserves a consideration.

For vomiting in association with retching give *Ant-t.*, *Bism.*, *Podo.*

Aethusa is notorious for *vomiting of curdled milk* in big lumps It has also vomiting of a frothy, milk-white substance. Remember *Velariana* when *Aethusa* fails Other medicines for voming of a frothy or fermented substance are *Ant-t.* and *Verat-alb.*

Kreosotum has *vomiting of food taken several hours before.*
Natrum-phos has *acid vomiting.*

Antim-cr. has *severe nausea* with relief after vomiting (without relief, Ip.) which is also copious and frequent.

Arsenic is no doubt our first choice for *restlessness*. Next come Acon., Bism. and Verat-alb. Other restless remedies are Carbo-veg., Cuphea, Ip., Kreos., etc.

When thirst predominates Arsenic comes first to our mind but it has "drinks often but little at a time" and does not suit the unquenchable thirst for large droughts as we find in (1) Acon., Jatro., Verat. (2) Bism., Colch., Ip.

Caution :—Dr. J. T. Kent says "I want to warn you against the too promiscuous use of Arsenic in the summer complaints of young babies, for dysentery and cholera infantum. It has so many little symptoms that are so common to these complaints that if you do not look out and are not warned you will be likely to give your patient Arsenic, suppress some of the symptoms, changing the aspect of the case so that you cannot find a remedy for it, and yet not cure the case with Arsenic."

—o—

INDIGESTION.

PRABIR KUMAR.

SULPHUR.

Causes : Farinaceous food. Mental exertion. Milk. Acid things. Loss of animal fluids. Brandy. Bread. Coffee. Fat food. Lemonade. Overstudy. Pastry. Sedentary habits. Sexual abuse. Wine. Suppression of acute or chronic eruptions. Abuse of mercury.

Type : Atonic. Nervous. Acid. Catarrhal.

Desires : Alcoholic drinks. Ale. Beer. Brandy. Whisky. Wine. Apples. Coffee. Cold drinks. Fat. Highly seasoned food. Liquid food. Meat. Milk. Pickles. Salt things. Sour, acid things. Sweets. Vinegar. Warm drinks.

Aversions : Beer. Bread. Brown bread. Eggs. Fats and rich food. Fish. Food (after eating a little). Aversion to food with hunger (during supper) Meat. Milk. Sweets. Tobacco. Wine.

Taste : Bad. Bitter (morning ; moving on waking) Bread tastes bitter. Bitter taste during eating ; after eating. Bitterish-sour taste. Bloody taste. Insipid taste. Metallic taste. Nauseous taste. Pappy taste. Putrid taste. Saltish taste. Food tastes salty. Sour taste. (morning). Sour taste after drinking. Sour taste after milk. Straw-like taste. Sweetish taste (morning ; after breakfast). Loss of taste. Sour taste in the mouth all day.

Appetite : No appetite, but constant thirst or canine hunger. Complete loss of, or excessive appetite. Drinks much, eats little. Emptiness at the stomach and canine hunger, causing frequent eating, particularly about 10 or 11 A. M. Voracious appetite. Child grasps everything within reach and thrusts it into his mouth. Hungry but appetite vanishes at sight of food, full in abdomen.

Thirst : Thirst in the morning, in the evening. Midnight. Burning thirst. Extreme thirst for large quantities ; for small quantities, and drinks often, thirst before stool, during stool, after stool, unquenchable thirst. Thirst lessness.

Tongue : Fissured tongue. Brown tongue. Red tongue. Red on edges, and on tip. White tongue. Yellow tongue. Dryness of mouth and tongue. Tongue white with red tip and borders. Tongue brown and dry. Tongue burns, or red and cracked or coated white. Brown, parched and cracked. Dry tongue in the morning. Tongue dry, rough and cracked, or loaded with a white coating or covered with brownish, thick and viscid mucus.

Tongue coated white or yellow which wears off during the day and becomes red and clean in the evening.

Nausea : In the day time ; in the morning ; in the forenoon ; in the noon ; at 2 P. M. ; in the evening ; in

the night; during pain in abdomen. Before eating; after eating. On looking at food; at the thought of food; on motion; from music; from odor of his own body; during perspiration; from piano playing; from pressure on stomach; while riding in a carriage or a car; after sleep. During stool; on swallowing saliva; while walking.

Vomiting: In the morning; in the afternoon; at 4 P. M.; in the evening; at night; after beer; on coughing; during diarrhoea; after drinking; after eating; after egg; after milk. Periodic; During perspiration; while riding in a carriage. Vomiting of bile; Bitter vomiting; Black vomiting; of blood; Brownish vomiting. Vomiting of food immediately after eating. Vomiting of undigested food two or three hours after taking food. Sour vomiting. Vomiting of milk; of mucous; of offensive smell; salty matter; sour matter; water.

Waterbrash: In the morning; after eating; before dinner.

Heartburn: In the morning; in the afternoon; in the evening; after dinner; after boiled eggs.

Pyrosis often with burning and tingling in chest. Long-continued sensation of a lump in the throat.

Eructations: Loud eructations as soon as he presses on the stomach or empty eructations.

Continued eructations, principally empty, or with taste of food or acid and burning, bitter or fetid, wth taste of rotten eggs especially after a meal or at night.

Eructations ameliorate. Eructations aggravate. Eructations after breakfast. Constant eructations. Eructations after dinner. Eructations after eating; Eructations after farinaceous food; Ineffectual and incomplete eructations. Eructations after milk. Eructations while walking. Eructations while in open air. Bitter eructations. Eructations

like spoiled eggs. Empty eructations in the morning, in the evening, during hiccough, after breakfast, after dinner, Fluid eructations. Eructations of food, in the morning, in the evening, after dinner; too hours after dinner; Eructations tasting like food, Foul eructations. Loud eructations. Putrid eructations. Rancid eructations. Sour eructations during day time, after eating, after milk, after rich food; while walking in open air. Sweetish eructations in the morning.

Stomach and Abdomen: Milk disagrees. Food tastes too salty. Great desire for sweets. Great acidity, sour eructation. Burning painful, weight like pressure. Water fills the patient up. Abdomen very sensitive to pressure. Internal feeling of rawness and soreness. Movements as of something alive in abdomen. Pain and soreness over liver. Colic after drinking. Sour taste in the mouth all day. Aversion to meat. After eating but little he feels full in the stomach. The food rises into the throat. The region of the stomach becomes very painful when pressed upon it, even the bed cover causes pain. Burning in the stomach. Spasms in the stomach immediately after a meal. Stitches or pressing pain in the region of the liver. Stitches in the left side of the abdomen when coughing. Rolling and rumbling in the abdomen. Incarcerated flatulence in the left side of the abdomen with constipation. Colic after drinking and eating, obliging one to bend double. Flatus stinking and frequent discharges of it.

"Strong aversion to meat, sour taste, eructations tasting of eggs, nausea and vomiting, vomiting of sour matter."

Sensation of coldness or heat and burning sensation in the stomach. Movements in abdomen as of fist of a child; colic worse from sweet things. Vomiting with cold perspiration on the face. "Colic better by bending forward" (Clarke)" colic better by sitting bent" (Bell). Cutting in the abdomen, loins and sacrum, relieved by application of dry heat. Dyspepsia from drinking milk.

Indigestion from starchy foods. A feeling of fulness and an aversion to food as soon as he begins to eat and sour eructations. A feeling of weakness, faintness or goneness in the stomach at 11 A. M. with necessity to eat, cannot wait for lunch, and with relief from this sensation of goneness by eating.

In the abdomen we have distention from wind, sensitiveness to touch externally, with rumbling and gurgling internally and eructations and flatulence smelling like sulphuretted hydrogen.

"In abdominal troubles sulphur follows well after Nux-v. to complete the cure begun by the latter." Pierce.

"Sensation of tightness or fullness in the abdomen with feeling of repletion after partaking of but a small quantity of food. The liver is congested enlarged and sore on pressure. The bowels are constipated with frequent ineffectual urging to stool and with hæmorrhoids. Constipation frequently alternates with diarrhœa. In these cases the diarrhœa is not apt to be the early morning diarrhœa, of Sulphur. Gastric ailments arising from suppression of an eruption. Dyspepsia of drunkards after excessive use of brandy and beer. Dyspepsia from farinaceous food. The patient vomits a great deal. He can not take any milk. If he attempts to do so he vomits at once. The vomited matter is sour and mixed with undigested food.

Stool: Diarrhœa: after midnight; painless; driving out of bed early in the morning; as if the bowels were too weak to retain their contents. The smell of the stool follows him all around as if he had soiled himself. Stool undigested, changeable, frothy sour, fetid hot, corrosive, bloody in streaks. Green watery, brown watery. Expulsion sudden and often involuntary. Redness and excoriation about the anus. Worse morning.

Constipation, frequent unsuccessful desire for stool; stool hard, knotty, insufficient. Stool hard and black as if burnt. First effort so painful that patient stops straining.

Painless piles. Hæmorrhoids blind or flowing dark blood. Shooting in the rectum stops the breath. Burning piles. Pulsation in anus after stool, that continues all day.

Urine: Violent desire to urinate at night copious urination after midnight. Rose-coloured urine, fetid urine, urine the odor of violets, great quantities of colorless urine.

Accompaniments: Lean stoop-shouldered persons who walk and sit stooping; walk stooping like old men. Standing is the worst position for Sulphur patients, they cannot stand. Every standing position is uncomfortable. Dirty filthy people, prone to skin affections. Aversion to being washed, always worse after a bath. Complaints that are continually relapsing. Sensation of burning. Constant heat on vertex. Cold feet at day time, burning soles at night, wants to find a cool place for them, puts them out of bed to cool them off. Cramps in calves and soles at night. Bright redness of lips. Happy dreams, wakes up singing. Cat-nap-sleep. Cannot sleep between 2 and 5 A.M. General offensive character of discharges and exhalations. Sulphur subjects are nearly always irritable, depressed, thin and weak even with good appetite. Pulse more rapid in the morning than in evening. Wants windows open at night. Hot sweaty hands. Sweat in armpits smelling like garlic. Cold feet and hands; cold soles of the feet. Cold sweat on the feet. Talks loudly when asleep. He has to lie on his back. Cold perspiration on the face.

Aggravation: At rest. When standing. Warmth of bed. Washing. Bathing. Changeable weather.

Amelioration: Dry warm weather. Lying on the right side.

HEADACHE.

[Continued from page 312]

EUGENIA JAMBOS.

Cramp-like pressive pains in head. Neuralgia in forehead over eyes.

Headache as from a sticking from all sides at once, or as if everything were drawn together from within, recurring like a slow pulsation.

Headache as if board were lying on right side.

Hot lachrymation. Talkative.

Headache as if something were rolling in head with burning in it, coming out of eyes, with lachrymation, finally vomiting which gives no relief.

Worse evening lasting into night.

Pressive pinching pain in small spot deep in forehead or on vertex with great thirst, and copious micturition.

EUOMUS EUR.

Location : Crown of head. Forehead. Over eyes.

Pain : Lancination. Naillike. Stupefying. Pressing.

Aggravation : After a meal.

Attending Symptoms : Shivering.

Description : Violent and frequent lancinations in the head, Sensation, as if a nail were driven into the side of the crown of the head.

Stupefying pressure above the arch of the eyebrows which seem to compress the eyeballs.

Headache with shivering.

Headache after a meal.

Constant pain in forehead pressing over eyes as if she had to shut them.

EUPATORIUM PER.

Type : Gastric. Megrine. Periodical.

Location : Occiput. Forehead. Top of head.

Pain : Beating. Pulsating. Sore. Bruised. Throbbing. Pressing.

Aggravation : Daytime. Morning. Morning on walking. Open air. Coughing. After sleep. When first going into open air. Every other morning. When awaking. Lying down. After rising. Every third and seventh day. Spring.

Amelioration : Warm room. Conversation.

Description : Headache with a sensation of soreness internal; better in the house, worse when first going into open air, better by conversation.

Headache and nausea every other morning when awaking.

Pain in occiput after lying down with sense of weight, must use hands in lifting head.

Beating pain in forehead and occiput after rising.

Soreness and pulsation on the back part of the head.

Throbbing pain, pressing as if cap of head pressed over the whole skull.

Top and back of head with pain and soreness of eye balls.

Periodical headache every third and seventh day.

Occipital pain after lying down with sense of weight.

Periodical headache.

Habitual headache with bitter vomiting,

Bilious sick headaches in spring.

Intense headache, throbbing and great sense of internal soreness in forehead and occiput with sensation of great weight in occiput.

FERRUM ACET.

Forehead free from pain and sensitive to touch while all other parts of the head suffer from hammering, piercing pains with sensations as if the arteries in temples expanded.

FERRUM IOD.

Confused headache with feeling of heaviness and pressure especially in forehead more on right side, worse in warm room, by smoking, by pressure of hat, by reading, writing, motion; better in open air, standing in a draught of air.

Felt as if cutting from bridge of nose through to occiput.

FAGOPYRUM.

Location : Occiput. Eyes. Root of nose. All through head.

Pain : Pressing upward. Bursting. Dull thread-like.

Aggravation : Bending head forward. Retiring in evening. sitting still in warm room. Evening on waking. Morning on rising. Afternoon. 3 p. m. mental exertion. Motion. Lying.

Amelioration : Bending head backward; by eating. Walking in open air.

Attending Symptoms : Tired necks, Head hot. Depressed. Irritable. Visible pulsation of carotids and other arteries.

Description : Pains deep in head with upward pressure. Ocbiputal headache.

Bursting pain.

Head hot, better bending backward with tired neck, depressed.

Irritable.

Headaches involving eyes, root of nose and back of neck, hot head; worse bending head forward, better, bending head backwark.

Headache with tired neck. Visible pulsation of corotids and other arteries.

Dull headache.

Dull pain all through head in evening.

Bursting pain, pressure from within outward, feeling as if eyes were pressed out from behind.

Headache on waking : better by eating.

Waking in open air.

Sharp thread-like pains in scalp.

FERRUM MET.

Type : Catarrhal. Congestive. Periodical. Menstrual. Anæmic.

Pain : Bursting. Cutting, darting, stabbing. Drawing. dull, pressing, pressing outward. Pressing inward. Shooting.

Sore bruised, stitching, tearing, pulsating beating, throbbing, stinging, pulling.

Location : Forehead. Right side of forehead. Over eyes. Over right eye. Over left eye. Occiput. One side of head. Left side of head. Temples. Vertex.

Aggravation : Daytime. Morning. Morning in bed. After noon. Evening. Cold air. Open air. Ascending steps. Beer. Blowing nose. Riding in boat. Closing eyes. Coughing. after eating. Before menses. During menses. After menses. Moving head. Riding in a carriage. Sitting. Shaking, riding in a carriage. Shaking head. During sleep. Stooping. Smoking tobacco. Walking ; walking in open air. Wrapping up head. Writing. After midnight. Every two or three weeks. Morning after dressing.

Amelioration : Warm room. Walking rapidly. After sleep. Lying. Pressure. Motion. Cold application. Open air. Relieved entirely in open air.

Attending Symptoms : Face fiery red. Feet cold. Aversion to food and drink. Eyelids heavy. Anæmic, debilitated persons. Congestion to head and chest. Alcoholic drinks disagree. Cold extremities. Sensitiveness of head to touch. Falling off of hair with pain when touched. Vertigo.

Description : Frequent congestive headaches with pulsating pains in head usually worse after midnight, face fiery red during pain.

Headache with aversion to food and drink.

Pressure in frontal eminences, in morning after dressing, extending to vertex, from within outward, better momentarily by pressure, entirely relieved in open air. Beating in back of head and neck gradually extending to sides and forehead ; worse stooping or moving.

Head dull and full, eyelids heavy, apt to sleep while sitting, reading.

Headache of anæmic debilitated persons especially with congestion to head and chest.

Alcoholic drinks disagree.

Periodical headache.

Stinging headache.

Hammering pulsating congestive headache, pain extends to extremities.

Pain in back of head with roaring in neck.

Pressive pain in head especially in fresh air.

Pulling from the nape of neck to the head with shootings and buzzing.

Periodical hammering and pulsating headache which oblige the patient to lie down ; every two or three weeks.

Congestion in the head, enlarged veins, sensitiveness of the head touch ; worse after midnight, and towards the morning ; returning periodically.

Pain in the back part of the head when coughing.

Falling off of hair with pain when touched.

FERRUM PHOS.

Type : Neuralgic. Catarrhal.

Pain : Bursting. Pressing. Sore. Bruised. Stitching. Tearing. Throbbing. Beating. Pulsating.

NOTICE

Articles on Homeopathic subjects are solicited for publication in the H. Herald. All manuscripts submitted for publication should be Type-written. Anonymous contributions will not be accepted.

Editor.

Location : Forehead. Right side of forehead. Over eyes. Occiput. One side of head. Temples. Vertex.

Aggravation : Morning. Morning in bed. Afternoon. Evening. Ascending steps. Closing eyes. Concussion. Coughing. After eating. Excitement of emotions. Jar. Light. During menses. Motion. Moving head ; noise. Riding in a carriage. Shaking head. Sitting. Stooping. Thinking of pain. Walking. Wrapping up head. By nose bleed. In children. In pale debilitated persons. Sun's heat. 5 p. m.

Amelioration : Profuse urination. Pressure. Lying. After epistaxis. Cold application. Cold air.

Attending Symptoms : Nose-bleed. Profuse menses. Soreness of scalp. Cannot bear to have hair touched. Hot red face. Vomiting of blood. Bearing down in uterus, and ovarian pain. Nervousness at night.

[To be continued.

STATE FACULTY

of

HOMŒOPATHIC MEDICINE, WEST BENGAL

Notification.

Homœopathic practitioners are hereby notified that, the Council with the sanction of the Government of West Bengal, have extended the date of receiving applications for registration on the prescribed forms upto 30th April, 1951. The said form with rules of registration is obtainable from the office of the Council on payment of sum of Rupee one in cash for each form everyday within 11 a. m. to 2 p. m. (Except Saturdays & Holidays).

(Sd) K. N. Majumdar, M. A. (Cantab)

BAR-AT-LAW.

Registrar.

SOME USEFUL PUBLICATIONS

In English, Bengali, Hindi and other Languages.

- Burnett's — Consumption, 325 pp. 3/8 ; Gout, 184 pp. 2/- ; Liver 232 pp. 3/8/- ; Skin, 271 pp. 3/- ; Tumour, 384 pp. 4/- . Fistula, 1/- .
 Custis,—Practice of Medicine, 376 pp., cloth, 6/- .
 Ghose's,—Medical Dictionary, 6th edn. 570 pp. ; 5/- .
 Fisher's.—Diseases of Children, 1070 pp., cloth, 20/- .
 Hering's.—Condensed Mat. Med., 1,000 pp. ; 18/- .
 Holcombe's. "Truth About Homœopathy", & "How I Became A Homœopath" etc. in one vol. -/12/- .
 Jahr's.—Venereal Diseases, Royal 387 pp., cloth, 10/- . Diseases of Females and Infants at the Breast— Royal 317 pp., Cloth, 10/- .
 Knerr's.—Repertory to Hering's Guiding Symptoms in two vols., 1739 pp., half morocco, 40/- .
 Knerr's—Drug Relationship, 223 pp. 2/- .
 Lippe's.—Repertory 438 pp., half morocco, 12/- .
 Case Taking Form. 16 pp. -/3/- each. Doz. 1/14/- .
 Cholera. 3rd edn. 146 pp. -/12/- .
 Epitome of Homœopathic Practice (a pocket book), 6th edn. 408 pp., cloth, 1/8/- .
 External Homœopathic Medicines and First-Aid (Just out) 2nd edn. 141 pp., 1/8/- only .
 Family Practice with chapters on Anatomy and Physiology, 5th edn. 375 pp., cloth, 4/8/- .
 Manual of Mat. Med. with Allen's Clinicals, In 2 vols. 2nd edn. 1995 pp. 12/- .
 Pharmacist's Manual (including Indian Drugs), 10th edn., 804 pp. 5/- .
 Twelve Tissue Remedies, 228 pp. 1/8/- .

পারিবারিক চিকিৎসা	১৮শ সংস্করণ	১২৭০ পৃ:	৬/-
অর্গানন	২য় সংস্করণ	২৮৭ পৃ:	২।০
ওলাউটা চিকিৎসা	৯ম সংস্করণ	৪৬ পৃ:	।০
ওলাউটা তত্ত্ব	৩য় সংস্করণ	২৫৫ পৃ:	১/-
জননেস্ত্রিরের পীড়া	৬ষ্ঠ সংস্করণ	১১২ পৃ:	১।০
ভুলনামূলক মেটেরিয়া মেডিকা	২য় সংস্করণ	১২১৬ পৃ:	১০/-
নরদেহ পরিচয়	৬ষ্ঠ সংস্করণ	১১২ পৃ:	১/-
সংক্ষিপ্ত পারিবারিক চিকিৎসা	৮ম সংস্করণ	৩৫২ পৃ:	১।০
পারিবারিক ভেষজ তত্ত্ব	২য় সংস্করণ	৮৬৪ পৃ:	৪।০

बहुमुद्र		४४ पृः	४०/०
बायोकैमिक चिकिंसा सार	१म संस्करण	१८२ पृः	१/०
बायोकैमिक चिकिंसा विज्ञान	२य संस्करण	१०० पृः	४/०
वेरिबेरी वा एपिडेमिक ड्रुपसि		६८ पृः	१/०
भेषज-विधान		८०४ पृः	६/०
भेषज-लक्षण-संग्रह	१म संस्करण	बन्धु	
त्रि परिशिष्ट		१६६ पृः	१/०
रेपार्टरी	२य संस्करण	१६४ पृः	६/०
रोग लक्षण संग्रह पुस्तिका		१६ पृः	१/१०
द्वैरोग चिकिंसा	२य संस्करण	७१६ पृः	२६/०
हाम ओ बसन्त चिकिंसा		६८ पृः	१/०
क्लररोग चिकिंसा		४४ पृः	१/०
आर्गनन—	द्वितीय संस्करण—	पृष्ठ ५१२,	३॥०
ऐलेन्स कीनोट—	” ” —	पृष्ठ ५२५,	४/०
केण्ट मेटोरिया-मेडिका—	” ” —	पृष्ठ १४८१,	१८/०
जननेन्द्रियके रोग—	चतुर्थ ” —	पृष्ठ १८१,	११/०
मेडिकल डिक्सनरी—	—	पृष्ठ ८५०,	१०/०
नरदेह परिचय—(ऐनाटोमो, सचित्र)	—	पृष्ठ १८८,	११/०
पारिवारिक चिकित्सा—	एकादश ” —	प्रथम खण्ड	५/०
” ”	” ”	द्वितीय खण्ड	५/०
पारिवारिक चिकित्सा—(संचिप्त)—चतुर्थ ”	—	पृष्ठ ३३४,	२/०
पारिवारिक भेषज तत्व (मेटोरिया मेडिका) तृतीय ”	—	पृष्ठ १५०४,	६/०
फाष्ट-एड्ड—		पृष्ठ ७५,	१/०
वक्ष परोक्षा—(सचित्र)—	द्वितीय संस्करण—	पृष्ठ २१७,	११/०
वायोकेमिक चिकित्सा-सार—	चतुर्थ ” —	पृष्ठ २३८,	११/०
वायोकेमिक चिकित्सा-विज्ञान		पृष्ठ १०००,	६/०
भेषज-विधान—फर्माकोपिया (यन्त्रस्य)			
भेषज-लक्षण-संग्रह—(मेटोरिया मेडिका)	द्वितीय संस्करण दो भाग		२५/०
मूत्र-परोक्षा—	द्वितीय संस्करण—	पृष्ठ १२८,	११/०
रेपर्टरी—			१/०
स्त्रो-रोग चिकित्सा—	चतुर्थ ” —	पृष्ठ ४८५,	४/०
होमियोपैथिक सार-संग्रह—	चतुर्थ ” —	पृष्ठ ४७०,	११/०
हैजा चिकित्सा—		पृष्ठ ३१२,	११/०

URDOO BOOKS.

Anatomy	2nd edn.	100 pp.	1/8.
Horace Haj	4th edn.	392 pp.	5/-
Biochemistry	2nd edn.	518 pp.	4/-
Materia Medica			7/-
Kent's Nat. Med. in urdoo			25/-
Khandani Haj	In Press		

GUJRATI BOOKS.

Family Practice	2nd edn.	303 pp.	1/-
Tissue Remedies	"	226 pp.	1/-

URIA BOOKS.

Materia Medica		1004 pp.	4/-
Fasibarik Chikitsa		309 pp.	2/-

TELEGU BOOKS.

Epitome		304 pp.	1/-
---------	--	---------	-----

Publishers :

M. BHATTACHARYYA & CO.

73, Netaji Subhas Road, Calcutta.

The Biggest Ally
in Scientific Research
is Scientific Brain.

*A Foremost Ally
in the Advancement
of Science is*

PAPER

The most Dependable Ally of yours
in **PAPER MARKET IS—**

RAGHUNATH DUTT & SONS, LTD.

"BHOLANATH DHAM" 33/2, Beadon Street, Calcutta.

Phone : B. B. 4175.

Grams : NOTEPAPER.

HOMŒOPATHIC MEDICINES

WHEN OF M. BHATTACHARYYA & Co.
ARE GENUINE AND CHEAP.

Medicines are potentised and dispensed under direct supervision of long experienced registered doctors.

Attenuations and filtrations are done most scientifically in up-to-date machines and the process is open to our customers' inspection.

M. BHATTACHARYYA & CO.,
CALCUTTA.

AYURVEDIC MEDICINES

Purest possible medicines are olds at moderate rates. Kavirajas are requested to try the genuineness of the medicines.

Factory is situated just at the foot of the Tippera Hills where various medicinal herbs and plants etc. are available in abundance.

VAIDIC OUSHADHALAYA

Maheshangan, COMILLA (E. Pak.)

Phone : Comilla 58.

Tele. : EMVATTA, Comilla.

Homœopathic Mother Tinctures, Spirit Rectificatus and other Pharmaceutical products are manufactured under direct control of the Government.

Every step of the manufacture beginning from the collection and identification of the drugs, their pulverisation, maceration, percolation, distillation, filtration and right up to the bottling of the finished product is done with scrupulous care under the direct supervision of highly qualified chemists, botanists and pharmacists of vast experience.

EMBECO Homœopathic Laboratory

(BONDED)

44/4, CANAL EAST ROAD, Calcutta.

Phone—B. B. 5633

Tele.—Similicure, Cal.

You cannot imagine civilization without

PAPER.

And you cannot look for a more dependable source than

BHOLANATH PAPER HOUSE LTD.

Biggest Stockists, Importers & Mill-Agents for all grades of Indian & Foreign paper, Boards, Kraft etc., also Printing Ink.

Head Office :— 32/A, Brabourne Road, Calcutta—1.

Gram. : BIDYASEVA. (Phone : Bank 6102).

Branches :— 167, 134/135, Old Chinabazar St.
& 64, Harrison Road, Calcutta.

(Phone : B. B. 28).

Mod. Branches :— Patuatuly (Dacca). Balubazar (Cuttack).
Heuat Road (Allahabad)

Homœopathic Books

of Late Dr. S. K. Bose,

L. M. S. G. C. M. C.

Principal :—

College of Homœopathy, Calcutta, Bengal.

Practice of Medicine	4th Ed. Rs. 4/8
Materia Medica	4th Ed. Rs. 4/8
Physiology	4th Ed. Rs. 2/-
Midwifery	2nd Ed. Rs. 2/8
Repertory	2nd Ed. Rs. 1/4
Bengali Chikitsha Prakaran	Rs. 3/-

Sole Agents :—

M. BHATTACHARYYA & CO.

হোমিওপ্যাথিক চিকিৎসা

(চিকিৎসা সম্বন্ধীয় মাসিক পত্রিকা)

সম্পাদক —

ডাঃ সত্যেন্দ্রনাথ রায়

প্রধান সম্পাদক :—

ডাঃ এস, এন, সেন ও শ্রী

বৈশাখ হইতে বর্ষ গণনা করা হয়। যে কোন মাস হইতে গ্রাহক শ্রেণীভুক্ত হইতে পারা যায়। বার্ষিক মডাক, ৩০ টাকা। পাঠাগার, হানপাতাল দাতব্য-প্রতিষ্ঠান ও ছাত্রদিগের জন্য ৩ টাকা।

গ্রন্থ, তত্ত্বাচার্য্য এণ্ড কোং
কলিকাতা।

The New Cure for Consumption

Published by :—

M. BHATTACHARYYA & CO.

"BHARAT BRAND" HOMŒO PHIALS

Most reliable and durable.

Manufactured by :—

EASTERN GLASS BLOWING WORKS.
57/4, Raja Dinendra Street, Cal.

Stockists :—

M. BHATTACHARYYA & CO.
73, Netaji Subhas Road, Calcutta.

H. BHATTACHARYYA & SONS.

CHEMISTS & DRUGGISTS

Maheshangan,

COMILLA. (E. Pak.)

Importers of all important Drugs
and Medicines from U. K.
and America.

Genuine
Biochemic Medicines

Of Renowned
LUYTIES PHARMACAL CO.
U. S. A.

Obtainable in original sealed
bottles, containing 1,000
Celloids (Tablets).

Agents :—

M. BHATTACHARYYA & CO.
73, Netaji Subhas Rd., Calcutta.

Famous
Biochemic Medicines

Products of
BOERICKE & RUNYON
U. S. A.

Available in original sealed
bottles of different capacities,
viz, 4 oz, and 1 lb. etc.

Sole Agents :—

M. BHATTACHARYYA & CO.
73, Netaji Subhas Road, Calcutta.

A Remedy
for Cataract and all other
Eye-Diseases.

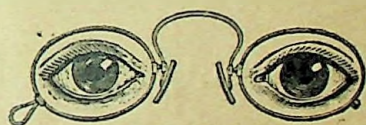
Cineraria Maritima
Succus.

Prepared by—
BOERICKE & TAFEL
U. S. A.

Available with dropper in one
dram screw-cap square phial.

Sole Agents :—

M. BHATTACHARYYA & CO.
73, Netaji Subhas Road, Calcutta.



Optical Department

Spectacles are served accurately
as per prescription. The cus-
tomers also, so desiring, may select
the lens on their own responsibility.

Lenses of different powers and
varieties of Frames are available
at moderate rates.

M. BHATTACHARYYA & CO.
73, Netaji Subhas Rd., Calcutta.

COMILLA UNION

BANK LTD.

ESTD : 1922.

Regd. Office :— 8, Netaji Subhas Road, Calcutta.

Authorised Capital	Rs. 2,00,00,000.
Issued Capital	Rs. 1,00,00,000
Subscribed Capital	Rs. 1,00,00,000.
Paid-up Capital over	Rs. 81,81,000.
Reserve Fund over	Rs. 31,25,000.

A well established Bank carrying on business on sound lines
FOR MORE THAN 26 YEARS

Branches at important trade centres in India and Pakistan and transacting Exchange Business of every description with all principal commercial places of the world. Terms may be ascertained on application.

Current and Savings account opened and interest allowed at $\frac{1}{2}$ % and 1 % respectively. Fixed Deposits accepted for 6 and 12 months. Terms on application.

Loans and Advances allowed against approved securities. Bills discounted and collected.

Managing Director :— **DR. S. B. DUTT.**

HOMŒOPATHIC LABORATORY IN EASTERN PAKISTAN

Mother Tinctures are manufactured under direct supervision of highly qualified chemists.

The preparations are genuine and dependable.

To save high import duty and drainage of money to other Dominions and countries book your orders with—

EMBECO Homœopathic Laboratory

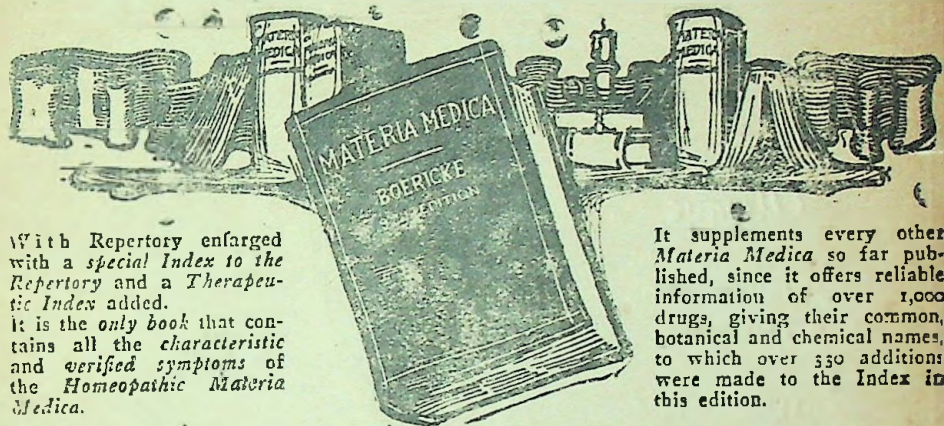
Mahesangan, Comilla (East Pak.)

Tele. :—EMVATTA, Comilla.

Phone :—Comilla 58.

JUST PUBLISHED
THE NINTH EDITION OF

Boericke's Materia Medica



With Repertory enlarged with a *special Index to the Repertory* and a *Therapeutic Index* added. It is the *only book* that contains all the *characteristic and verified symptoms* of the *Homeopathic Materia Medica*.

It supplements every other *Materia Medica* so far published, since it offers reliable information of over 1,000 drugs, giving their common, botanical and chemical names, to which over 330 additions were made to the Index in this edition.

Every Student and Practicing Physician should have a copy,
1042 pages, Genuine Flexible Leather Binding: Price \$8.00,
postage prepaid in U.S.A.

PUBLISHED BY

BOERICKE & RUNYON, 718 Sixth Ave., New York City
Branch, 116 South 11th St., Philadelphia, Pa.

Sole Agents :—M. BHATTACHARYYA & CO.

Sole Agents—

for all *Homoeopathic, Biochemic*

and other *Products of—*

BOERICKE & RUNYON

New York City, U. S. A.

M. BHATTACHARYYA & Co.

73, Netaji Subhas Road, Calcutta.

Reg. No. C—2538.

Always

INSIST ON OUR
MACHINE MADE
TABLETS.

—o—

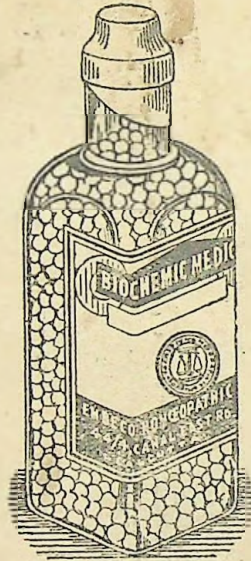
SMALL BOTTLE
CONTAINS
1,000 TABLETS.

—o—

Made of

B & T'S
SUGAR OF MILK.

—o—



M. BHATTACHARYYA & Co.

HOMCEOPATHIC CHEMISTS & PHARMACISTS.

73, Netaji Subhas Road, Calcutta.

Printed by DR. SAMARENDRA BHATTACHARYYA, B.Sc. at The Economic Press
25, Roy Bagan Street, and Published by the same on behalf of
M Bhattacharyya & Co., 73, Netaji Subhas Road, Calcutta.

September, 30, 1960.