

WAMI

HT $\frac{1}{20}$.

615-3
G8/MOUM


YOUNAN'S THERAPEUTIC HINTS

BY
DR. K. D. GOSWAMI

Ad
22.06.2010

Price Rs. 2/8

Published by
Rabindranath Chatterji,
1. Raja Bagan Junction Road,
Calcutta.



Printed by—S. B. MALLIK.
BANI PRESS
16, Hemendra Sen Street, Calcutta.

02/1

धन्वन्तरि स्वरूपस्य मदेक शरणस्य च ।
इडनियान्गुरोः प्रीत्यै ग्रन्थोत्सर्गिकृतंमया ।

22.06.2016

FOREWORD

After the two great apostles of Homoeopathy in India—Dr. Mahendra Lal Sarcar and Dr. Salzer had passed away, Dr. Younan, with his contemporaries Dr. Pratap Chandra Mazumdar, Dr. D. N. Ray and others, kept the torch of Homoeopathy burning with ever increasing radiance in India. Dr. Younan implicitly followed the doctrines of Samuel Hahnemann, the father of Homoeopathy, in laying particular stress on the constitutional remedies; and in a short time Dr. Younan became the last court of appeal in matters Homoeopathic in India. I had the proud privilege of being associated with him for sometime,

and had ample opportunities of studying his methods. His method of treatment was simplicity itself. However, he selected constitutional remedies with remarkable skill and accuracy, and it was one of the factors that contributed to his phenomenal success by enabling him to achieve wonderful results and effect miraculous cures. All these made a profound impression in the mind of Homoeopathic profession in India. Dr. K. D. Goswami who had been in close contact with Dr. Younan for more than a quarter of a century broached the idea of publishing the Memories of Dr. Younan. I gladly supplied him with all the materials that were with me and made suggestions to make the work useful.

In fact, I placed all my notes regarding Dr. Younan at his disposal. As

no systematic records were left by Dr. Younan. it would have been impossible to place before his devoted admirers a clear and concise account of his actual mode of treatment of various cases, had it not been for the fact that Dr. K. D. Goswami, his clinical assistant and ardent disciple, who spent over a quarter of a century at the feet of the great master, kept careful and detailed notes of his successful cases. It was to Dr. Goswami alone that the great follower of Hahnemann gave directions regarding remedies, their repetition, or change, dose, and diet.

It has been a great pleasure to me to co-operate with him in selecting materials for this small volume. I have confidence in the authentic reports of the cures effected by Dr. Younan ; and the notes

of the principal remedies used by the great physician will be a great source of inspiration to the young generation of Homoeopaths.

10th December, 1935
CALCUTTA,

A. N. Mukherjee M.D.
Philadelphia U.S.A.

PREFACE

My object in publishing this book is to commemorate the memory of late Doctor Younan and to record his mode of treatment.

It is my supreme duty to be ever grateful as I am indebted to him more than any other man on this earth for he taught me with paternal care the principles of true Homœopathy. I have been associated with him in his daily practice for more than twenty-five years and have seen many patients snatched from the jaws of death. I firmly believe that a record of those cases, his method of treatment and his instructions for nursing and care of patients would interest physicians and be useful in relieving the sick.

Dr. Younan was an erudite scholar. He made a comparative study of the different systems of medicine, and he was well versed in the philosophies of the East and the West. He was extremely polite, kind and very sympathetic towards his patients. He took particular care not to give pain to the patients during an examination. His charming personality, amiable manners and encouraging talk at-once animated them with

hope and confidence. The Doctor's name was a house-hold word in Calcutta and the fame of his healing art reached the farthest corners of India and patients from remote parts came to him for treatment and went away cured

Dr. Younan religiously followed the great Samuel Hahnemann's instructions. He was a firm believer in Hahnemann's teaching "Treat the patient, not the disease". He laid great stress on Hahnemann's observations about constitutional treatment and paid full attention to those symptoms and based his choice of remedies on them. It was the late Doctor who fully appreciated and successfully applied this method and gave new life to Homœopathy here.

His erudition was so great that I have seen him determine the Constitution of a patient by simply looking at him. But he never neglected to take a very detailed note of all the symptoms. I have found him correct in his judgment in almost all cases.

In case-taking, he used to take the history of previous ailments and their method of treatment as also the family history. He took particular note of any skin or venereal diseases and how they were treated. He believed that the suppression of the miasms produced grave consequence.

He used to take special note of the mental symptom and individual temperament.

In treatment, Doctor primarily prescribed to antidote the evil effects of previous medication or to cure the chronic miasm that came to his notice. I have noticed often that this attempt to remove the above causes have usually cured the disease.

The late Doctor was very strict in his choice of things for the daily use of his patients. He used to instruct every patient to avoid the use of anything which had medicinal property either internally or externally. He asked them to discard all medicated soaps and dentifrice and to use only plain toilet soaps, for teeth he advised the use of innocuous substances and restricted the use to unmedicated pure oils. He prohibited the use of Smelling salt, Eucalyptus oil. Camphor, Lime in any form or shape.

He was averse to all purgatives and in case of necessity advised glycerine suppository or enema.

In treatment of diseases requiring dressing, he directed washing with warm water and rectified spirit only and bandaging with plain cotton, olive oil and oil-silk.

As regards diet, he advised his patient to take simple whole-some and normal food of his class, suitable to the condition of the patient. But used

to ask them to strictly discard spices, garlic, asafoetida, camphor and the like which had any medicinal properties but allowed the use of cooked onion. He always insisted on the use of ghee or butter for cooking instead of oil. He allowed sweet juicy and fresh fruits and in case of weak digestion stewed fruits.

To diabetic patients he allowed sugar in moderation than Saccharine or similar chemical preparation. He advised them to take plenty of curd and butter milk.

In tuberculosis he stopped all meat diet and kept them on milk and vegetables.

For infant feeding he preferred mother's milk to any thing else. When maternal feeding was impossible he advised cow's milk diluting it with water but after teething he allowed barley water with the milk. He was very much against patented artificial food and admixture of lime water or honey with milk.

As regards drink and beverages he always objected to the use of ærated water, mineral waters, coffee, tonic wine and liquors but allowed light tea.


He was always against the use of narcotics and other intoxicants like opium, ganja, etc. and insisted on his patients to give up such habits

at once. I have seen him refusing to take up a case unless the patient agreed implicitly to follow his advise in this respect. Before concluding this preface, I must thank A. N. Mukherjee, M.D., (Philadelphia), for the encouragement, guidance and advice which he gave me, without which I could not have ventured to publish this book.

It has 3 parts :—

1. His lectures on various subjects relating to Homoeopathy, as far as it has been possible for me to collect them.
2. Some selected cases in record.
3. Names of medicines and their potencies generally used by the late Doctor with clinical hints.

K. D. GOSWAMI.



W. Younan, M.B., C.M. (Edin.)

1894

DR. YOUNAN'S PAPER ON SOME CASES
FROM PRACTICE

Mr. President and Gentlemen,—

When at our last meeting the Secretary did me the honour to request me to prepare a paper for the present occasion, I was glad to accede to his request ; for it was my first appearance among you, and you gave me a warm welcome. But later reflection showed me that my promise to read you a paper would require a great deal of care and attention in its fulfilment, for I would be addressing men whose experience of Homœopathy was much larger than my own, and before whom I should find it difficult to lay matter that bore the impress and merit of originality on it. It were easy for me to go over with you the well-beaten track, and point to familiar scenes and faces as we proceeded along our journey. But such a course, however pleasant and profitable, would be open to the objection of being nothing new and fresh, and our good president, at the last meeting, tried to impress upon us the necessity of individual work and action in the field of

Homœopathy. To the provings of new drugs, however fragmentary, he invited our earnest attention and labour, and bade us look to the rich harvest of indigenous drugs that only awaited the reaper's hand. But, gentlemen, a comparative beginner in Homœopathy has a lot to occupy him in learning the extensive materia medica of the school, and most of my spare time has been devoted to this, which is both a duty and a task. Therefore have I decided to lay before you the first fruits of my experience as a Homœopath, and to contrast my practice of to-day with my old allopathic experience. A few cases from practice with remarks thereon will form the subject of this paper. It were well to premise here that I had always had a leaning towards simple prescriptions and small doses of drugs, notwithstanding my training at an ultra-allopathic school. I well remember how distasteful to me, even as a student, were the complex prescriptions of our professor of medicine, and how frequently I compared them with those found in the excellent "Hand-book of Therapeutics" of Dr. Sydney Ringer of University College, London. Dr. Ringer's book I used to call my Therapeutic Bible, and indeed it helped me immensely in practice for years. But, gentlemen, you know as well as I

do now the source of Dr. Ringer's inspiration in Therapeutics. It is none other than Homœopathy. No wonder that Dr. Ringer's teaching is laughed at by many of his colleagues, and our own professor, to whom I had ventured on one occasion to suggest one of Dr. Ringer's recommendations, told me that he had no faith in Dr. Ringer's observations, as he was far too credulous. My transition from the old school to the new was, therefore, a very gradual one, and cost me little or no effort. If therefore I lay before you a few cases from my early and late practice respectively, and contrast them with each other therapeutically, you may learn the same lessons as myself. "Never be ashamed of your mistakes. If you are honest men, you will not make them again," was the advice we frequently received as students and truth to tell we learn or ought to learn more from our failures than from our successes. With these preliminary remarks I shall proceed to describe my first case, which has been of much interest to me therapeutically :—

Shortly after I commenced practice in Calcutta in 1885 I was called to see a ship-captain who was reported to be suffering from paralysis of the lower limbs. He gave me the following history :
Two years before he was exposed to wet and

heavy weather at sea and suffered in exactly the same way, and was under the care of a well-known hospital physician, who, in addition to much internal medication, blistered him freely and used the battery for three months, at the end of which time he was well enough to return to work. The second attack was also the result of wetting at sea in bad weather, and the patient's lower limbs were powerless to such an extent, that he could not stand, and the soles of the feet felt padded. Voluntary motion of the limbs in bed was not affected, but sensation was deficient. There was no affection of the sphincters. The patient was well in other respects, and was a big strong man who was, however, addicted to alcohol. This form of paralysis is known as "peripheral paralysis" and is due to neuritis of the peripheral nerves. Cold, especially damp cold, is a frequent factor in its production, and the alcoholic habit is a predisponent. For there is recognised an alcoholic form of peripheral neuritis. My patient, then, was bed-ridden and had the prospect of another long illness. By a fortuitous circumstance I had read in Phillips' *Materia Medica and Therapeutics* the chapter on *Rhus Toxicodendron* and its application to what he termed "Rheumatic Paralysis". Accordingly I procured some of the

crude tincture and gave drop doses, three or four times a day. The result exceeded my expectation, and when, at the end of three weeks, the patient was well enough to return to work, I thought my practice was well in advance of that of my predecessor, who took three months to cure him of the first attack. Of course, I knew that I had used a homœopathic remedy, for I had a little acquaintance with Hughes' "Pharmacodynamics" even in those early days. But the sequel of this case is most interesting and unique, and I shall proceed to relate it: Two months ago I was called to see the same patient suffering in almost the same way, with the additional symptom of double vision with both eyes and single vision with each eye. This diplopia, due no doubt to paralysis of the muscular adjustment requisite for binocular vision, was a very characteristic symptom. The patient, since I treated him last, had kept up his alcoholic habit, and had taken ill, not as before from wetting and exposure at sea, but from plunging into a tub of cold water when he was in the habit of taking a warm bath daily. The day after his immersion in cold water he felt his lower limbs weak, and double vision, as above described, set in. I had a vivid recollection of his last attack, and of the appreciable good obtai-

ned from Rhus Tox.; so I put him upon the same prescription, giving however a single dose of the remedy in the infinitesimal quantity of six pellets of the 200th potency with *saccharum lactis ad libitum*. Two days after I saw the patient again and was glad to find some difference in the muscular power of the lower limbs, but with no change in vision. This improvement steadily kept up and on the sixth day after treatment the patient informed me that on waking from sleep that morning he saw single objects with both eyes for a little time only. I persevered with *saccharum lactis* for the next few days and on the twelfth day of treatment the patient had so far recovered power in his limbs and eyes as to be able to return to work. I have since learnt that he has kept quite well. Need I add how proud I felt at my patient's speedy recovery, and prouder of the single infinitesimal dose of the 200th potency of Rhus Toxicodendron, and proudest of the Homœopathy of Hahnemann, who taught that the philosophy of his healing art was threefold in character—the law of similars, the single remedy, the smallest dose—*similia similibus curantur, maxima minimis curantur*.

While on the subject of paralysis I will relate to you another case which, but for the interference

of a few doses of highly potentized nosode, would have been speedily fatal. The patient, a girl nine years of age, came under my care on July 12th, 1891. She was a big girl for her age, and had been slow in teething and learning to walk, and had passed through a good many of the ailments of childhood. Her knees and ankles were always weak, and she kept falling continually. Ten days or a fortnight after falling off a swing, she complained of a pain in the lower limbs, in which a gradual loss of power occurred, attended with low fever. The paresis then extended upwards, involving the trunk and upper extremities, and when I saw her there was marked paralysis of respiration and deglutition, so that the patient would choke at every spoonful of liquid nourishment, and the lungs were loaded with mucus, which she was unable to cough up. The patient lay in bed in a supine position, and could not ever raise her head, from paralysis of the cervical muscles. No voluntary movement of the trunk or extremities was possible, but there was no loss of sensation, which, on the contrary, was considerably increased, so that the patient cried out when touched, or when passive movement was attempted. The knees and hips were especially painful, the muscles were large and flabby but

not wasted, there was frequent micturition, but the bowels were obstinately confined and could only be moved with the enema. The tongue was large, cracked and covered with milk-crusts. The fauces were relaxed, but the uvula was not deviated, there was no tenderness along the spine. The temp. stood at 99.6 F. and there was headache with much uneasiness and irritability. Here, then, was a case of acute ascending paralysis or Landry's paralysis, a disease speedy in its course and invariably fatal. Our young patient bade fair to choke to death or die of asphyxia. I could not make up my mind to attach much importance to the accident she met with a fortnight before her illness. The effect was too disproportioned to the cause, and I could only suppose that the fall from a low swing was the exciting element in a constitutional predisposition to tubercular disease; for, gentlemen, that was my diagnosis of the case: acute ascending paralysis, tubercular in origin. The past history of the patient, the symptoms preceding and attending the paralysis, the absence of any pathological condition to account for the gravity of the symptoms, all convinced me that it was purely a constitutional paralysis, most probably tubercular in nature and origin. The disease to which acute ascending

paralysis has the closest analogy is Diphtheritic paralysis. What there was to be done for the alarming symptoms the patient presented? There was evidently no time to lose, and, unless relief was speedy, no hope could be entertained. Only a little time before I had read of Dr. J. C. Burnett's cures with Bacillinum or Tuberculinum, and through his kindness I was in possession of a small quantity of the nosode in the 100th centesimal potency. Accordingly I determined to put it to a crucial test, and on the 18th July, six days after my first examination of the case, I administered six globules in sugar of milk, dry on the tongue, with placebo ad libitum. Two days later my note book has the following entry:—

Temp. normal, troubled last night with pain in abdomen, bowels moving in small, hard balls a number of times, twitching and drawing of lower limbs with a little return of power, can turn on right side by herself, sits better, swallows better, returning appetite and cheerfulness; continue placebo.

July 22, a second dose of six globules of Tuberculinum given. July 25, marked improvement in muscular power. Right arm and left leg stronger than the others. July 30, a third dose of six globules of Tuberculinum adminis-

tered. Aug 7th—patient trying to stand, but lower limbs from knees downwards painful.

Aug 18, a month to-day since first dose of Tuberculinum. The patient is learning to walk again and goes round the room by holding on to objects. Her general health is much improved.

Progress was steadily kept up and I saw the patient from time to time, and was pleased to find no return of her trouble in any shape or form. She is now a big fat girl and goes to school regularly.

It is a matter of regret to me that I did not report the case to Dr. Burnett, through whose kindness I obtained the drug. This is the first of three desperate cases of mine snatched from the jaws of death by the power of Tuberculinum in high potency. By a strange coincidence "Koch's lymph" was in the field at the time, and medical minds were much exercised thereon. It however has died a natural death, like every other crude Isopathy will, and Homœopathy alone can convert a curse into a blessing. I draw your attention, gentlemen, to the Nosodes as powerful agents in the treatment of the sick. The late Dr. Swan published a materia medica of the nosodes, and Dr. E. W. Berridge has arranged it for convenient use and reference. Finally, I wish to draw your

attention to a group of two cases, which occurred in my early allopathic practice, as my subsequent knowledge of Homœopathic materia medica threw much light upon them. The cases were pretty similar, but one was successful, the other fatal. I have unfortunately no notes of either, but their main features are so fresh in my memory that I hope to give you a fair presentment of them.

I delivered a lady of a putrid child at the eighth month, the death of the foetus being due to an accident to the mother. Puerperal septicæmia set in, in spite of much care and cleanliness, and there was extensive peritonitis and metritis. The symptoms ran a very aggravated course, and for days the patient's life was in danger. I had very little hope of her recovery. Summoned hastily one night to her bedside, I found her sinking, and in desperation I injected hypodermically three grains of Ergotin, in the hope that it would cause the uterine fibres to contract upon the open mouths of the vessels and sinuses, which were drinking in the septicaemic poison from the mucous membrane of the womb. I resorted to the Ergotin injection in sheer despair and in defiance of the teaching of the school, which forbade the use of the drug in advanced metritis and peritonitis. Early next morning, expecting to

hear of the patient's death, I received a note stating that, a few hours after the injection, a very copious and frequent diarrhoea had set in and lasted all night. To my utter astonishment, when calling to see the patient, I found her better, and knew at once that the diarrhoea was a critical one, and had been established by nature to remove from the system the offending septic matter absorbed from uterine mucous membrane, while I argued that the Ergotin had shut off further septic absorption by sealing the open mouths of the vessels and sinuses. The patient was thus rescued from the jaws of death by the timely administration of a hypodermic injection of Ergotin, but convalescence was very tedious, and it was a matter of two or three months before the extensive pelvic inflammation was entirely resolved. Of course I had reason to be very proud of the case, and very grateful to Ergotin for its success, and I meant to make it my sheet-anchor in such bad cases in future. But alas ! it failed me signally in the very next similar case I treated, and I shall proceed to describe it : M. G. ; a mulitpara, aged 43, was delivered by me of a putrid child almost at term.

Symptoms of septicaemia set in, and in spite of antiseptic measures, ran an aggravated course.

By the advice of a consultant accoucheur a trained hospital nurse was employed to wash out the uterus with a strong antiseptic solution, but no improvement resulted. I then injected three grains of Ergotin hypodermically as in the first case, and hoped for better things. But imagine my horror when thirty six hours after the injection I found that Tetanus had set in, and the other symptoms were correspondingly aggravated. The consultant accoucheur was again called, and I well remember how timidly I mentioned to him that, emboldened by success in a similar case with Ergotin administered hypodermically, I had ventured to use it in this, and that my mind was uneasy about this little surgical operation being a factor in the production of the Tetanus. It was indeed a "flattering unction to my soul," to be told by my consultant that the distant fear of Tetanus was no bar to the administration of Ergotin hypodermically. But, gentlemen, you can guess the sequel, and I felt, when the patient died, that though she died orthodoxly, there surely was a better way in the treatment of these difficult cases that I did not know about. Do I know it now? Thanks to the teaching of the materia medica of our school, I have learnt, and experience at the bed-side

has confirmed it, that case after case of puerperal septicaemia will yield tuto cito et jucunde to well-chosen homoeopathic remedies. Need I add that when reading the provings of Arsenicum, Lachesis, Nux Vomica, Secale Cornutum, etc., I bitterly regretted that the light of Homoeopathy had been late in coming, and that many a life might have been saved a premature termination. In connection with these two interesting cases, gentlemen, I would ask you to refresh your memory of the proving of Ergot, Secale Cornutum as we call it. Putrescence is a marked feature of the drug, and is preeminently shown in the sphere of the female sexual system. Its effects on the nervous system are no less prominent, and we read in the proving—of tremors, cramps and paralysis, and even of Tetanus. And now, gentlemen, I have taken up too much of your time and attention, and must thank you for the honour you have done me in listening to the recital of “a few cases from practice with remarks.”

1894

A CASE ILLUSTRATIVE OF THE
TYPHOID STATE

By W. Younan, Esq. M. B., C. M. (Edin.)—

In the evening of September 1st I was called in haste to see an old lady seventy-two years of age, who was in fever since the morning. On arrival I found the patient in a stupor, and it was impossible to get anything like a history from her. She was apparently in good health the day before and was spending the day at a neighbouring friend's, but on the morning in question she took fever and kept to her bed, and by the afternoon her symptoms were so urgent as to require medical attendance.

In conducting my examination of the case I noticed that, though the patient was in stupor, there was a good deal of restlessness and uneasiness. The temperature stood at 102·6, pulse 132, breathing 48 in the minute. The tongue was very foul with a thick clayey fur, and I learnt that the patient had shewn signs of nausea. On examining the chest the stethoscope revealed extensive congestive rales over the left lung, back and front. The urine was passing involuntarily, but some amount of incontinence was

usual with her age and debility. I made up my mind to put the patient upon Bryonia and to watch its effect carefully. Accordingly at 6 p. m. a dose of six pellets of the 30th centesimal potency was administered, and a placebo every 3 or 4 hours.

There was no change for the better the next morning, and the right lung was also invaded, congestive rales being heard extensively. There was, however, little or no cough. I did not disturb the action of the Bryonia till the evening when I found the patient much worse: There was more stupor, the toothless mouth was hanging all to one side, there was difficulty in swallowing, the pulse and heart were intermitting badly and threatening to fail, the breathing was rapid and short, the surface of the body bathed in cold sweat and yet, with all this typhoid prostration, there was much restlessness and anxiety, the patient could hardly be kept in one position for any length of time.

I explained the gravity of the case to the patient's friends, pointing out how in the diseases of old age, the typhoid state was likely to supervene early and even very early as in this case, and how the prognosis was necessarily most unfavourable. In fact, I let them distinctly

understand that unless the patient rallied and rallied soon, there was no hope at all. My thoughts were running at the time on my favourite drug and well tried friend in typhoid states, viz ; Rhus Toxicodendron, though I am free to confess that an inspiration in favour of Arsenicum was strong within me. However, my choice was made in favour of the former, and I accordingly administered a single dose of 6 pellets of Rhus 200 dry on the tongue, with a placebo for the night. It was a bold venture to trust so severe a battle for life to apparently so small a weapon, and felt the responsibility of being a disciple of Hahnemann rest heavily upon me. But the night passed, and my patient did not pass away as every one expected her to do.

Wonderful to relate, she rallied about midnight, and when I saw her at 8 a. m. on September 3rd she was conscious enough to receive the sacraments of the church and to express herself as feeling better. The temperature had fallen to 101 ; the pulse was still intermitting but not so badly, the breathing was better correspondingly with an improvement in the congestion of the lungs, the tongue was more moist and less thickly furred, she had passed water and stool a number of times involuntarily, the latter being in small

soft pieces, but there was the same anxious restlessness, the same irritable weakness, the same erethism so characteristic of the typhoid state of Rhus and Arsenicum. The patient was fed through the night with small quantities of essence of meat, a preparation very suitable in these cases, where food requires to be administered little and often and in concentrated strength. A second dose of 4 pellets of Rhus 200 was administered.

Sept. 4. Had a good night's rest, but suffered in the morning with much dyspnoea, and the pulse intermitted badly again, no further change in the lungs, restlessness still marked. Being satisfied that the action of Rhus would go no further I gave the patient a dose of 4 pellets of Arsenicum 200. The next morning report was as follows: Had a good night's rest, temperature 100, pulse 120 and not intermitting, left lung fairly clear, right still much congested, tongue cleaner, desires food; a second dose of Arsenicum 200, 4 pellets, was administered the following morning, September 6, as the pulse was intermitting again and the tongue did not look so clean.

September 7. A good night's rest, temperature 99.2 but had fallen to normal at 3 o'clock

the afternoon previous, pulse 96 and regular, breathing very easy and patient was lying quietly on right side, had taken more nourishment.

September 9. Temperature and pulse normal, and patient practically convalescent. She received one dose of 3 pellets of Phosphorus 200, as rales were still abundant and when I saw her two days after the lungs had all but cleared and the patient expressed herself as quite well again. Thus was a triumph secured to Homœopathy by the recovery of an aged patient from the jaws of death, and the case proves the absolute truth of Hahnemann's teaching that the greatest diseases are cured with the smallest drugs—*maxima minimis curantur*.

. 1895

VACCINATION AND SMALL-POX

By Dr. W. Younan, M. B., C. M. (Edin.)—

Gentleman—I was sorry to learn from Dr. Protap Chandra Majumdar, our worthy secretary, of the illness of Dr. Mahendra Lal Sircar at Baidyanath, and of his inability in consequence to preside at this anniversary meeting. Dr. Sircar has so long and so ably

filled the presidential chair at the Hahnemann Anniversary meetings that it is a matter of regret to us all to miss him here to-day. We sincerely hope that he will soon be restored to health. Dr. Salzer, whom we hoped to have here this evening to do the honours of the chair instead, is unfortunately unable to attend. Our worthy secretary, rather than postpone this meeting, which would naturally lose some of its virtue by being held on any other day than the anniversary of Hahnemann's birth day, has asked me to come to the rescue and take the honours of the presidential chair. Need I say, gentlemen, you have conferred upon me an honour as unexpected as it is undeserved, and my only regret is that our secretary's notice was too short for me to prepare anything like a suitable paper for this meeting; with the health of the town in such a sad condition, my time, like that of the rest of the profession, has been considerably occupied, and we doctors will be glad of a respite when our present epidemic scourges have ceased to be. However, I made the promise to Dr. Majumdar to try and do something towards keeping up the anniversary festival, and if you find that my endeavours fall far short of the mark, I crave your indulgence freely.

What was I to say to you, was the question I put myself over and over again. The minds of doctors and of laymen are full just now of one engrossing subject—the small-pox epidemic. The panic that has spread like wildfire through the town and driven people by hundreds to the vaccination stations and depots; the compulsory vaccination that the authorities have adopted in many cases, and would adopt in all cases, were it possible; the many successes and the many failures of vaccination as a prophylactic against small-pox; the undecided points whether calf-vaccination or vaccination from arm-to-arm gives, gave or would give the best results;—all these have suggested to my mind the advisability and even the necessity of laying before you the question relating to Vaccination for discussion, namely, whether we are one with our brethren of the old School in this matter in its every detail, or whether we have a method of our own that we deem superior in both theory and practice.

I need not go over the whole ground of the history of vaccination. Suffice it here to state that we owe to Jenner the introduction of Vaccination in 1798 as a substitute for inoculation, which was practised in the East long before his time,

and introduced into England about the year 1721 by Lady Mary Wortley Montagu, who, in her travels in the Orient, learnt that the Turks combated small-pox by subcutaneous inoculation with the small-pox virus. To the credit of Jenner be it said that he perceived the danger of inoculation with the small-pox virus, every inoculated person being converted into a case of small-pox however mild, and being a centre of contagion to his neighbours. The effect of the Jennerian vaccination is, as we know, very different in this respect, however much the vaccinated individual may suffer, and does often suffer in himself. What then is vaccination? It is the use of a disease-virus, the lymph of cow-pox, in protecting from or mitigating an attack of a similar disease, the small-pox, and what is the essential therapeutic nature of the procedure but an illustration of Hahnemann's law of similars, the law of Homoeopathy. The Master, however, took great pains to teach us that, in the application of the law of similars, the question of the dose was next in importance to the selection of the right drug, the simillimum, and Hahnemann's maturer experience of his system of therapeutics made him recommend the smallest dose, i.e., the highest potency as the most efficient in the treatment of the sick.

Even in matters of prophylaxis you will remember his instructions about the use of Belladonna in the 30th potency as a prophylactic against Scarlet Fever. It is no wonder then that the Homœopathic school, while acknowledging the Homœopathicity of vaccination, believe and teach that it is a very crude Homœopathy which, in many cases, is liable to aggravate and even do harm, for, after all, what was Hahnemann's object in reducing his doses to infinitesimals but to secure an immunity from aggravation of symptoms and the production of drug diseases, which multiplied experiments and experience showed him to result from material doses of the similar acting remedy. Homœopaths, therefore, vaccinate in their own way and by the use of the potentized virus, the higher the better. By this method they are enabled to use the virus not only as a prophylactic but also as a remedial agent in the course of the disease.

It is believed that for Jennerian vaccination to be successful the operation must be performed not later than the third day after the patient has taken the infection. With potentized lymph, especially highly potentized lymph, we are able to considerably modify the disease in all its stages. The question has been more than once

put to me whether I prefer the vaccine or the varioline lymph, and my answer has always been that there is no essential difference between the two, the cattle disease and the human disease being believed by many to be identical. Those of you who are fortunate enough to possess the best *Materia Medica*, viz., Hering's *Guiding Symptoms*, will notice that *Vaccinum* and *Variolinum* are included in the same proving. The clinical genius of Father Hering, as he has been affectionately called, has left us a work of mighty structure. Admitting then that the homoeopathic vaccination is the better way, and that it obviates the many dangers incidental to the method of Jenner, I would ask the following question: Is vaccination a specific against small-pox even when performed in the homoeopathic way? I am obliged to admit that it is not. There is no such thing as a specific in the whole domain of medical science. What is specific in the case of one individual, one epidemic, one locality, is not so in the case of another, and the case of the vaccine virus is no exception to the rule. There are cases, and they may be many, to which the vaccine virus is specific in which it acts as the *simillimum*, being prophylactic and remedial

as well, but there are other cases to which vaccine virus is not specific because it is not the simillimum, acting neither prophylactically nor remedially. The matter lies, therefore, in a nutshell, and we perceive at a glance what is the truth and what the error in vaccination. "Vaccination" writes Dr. Stuart Close, in the *Homoeopathic Physician* for Nov. 9th, "owes any degree of efficiency it may possess either as a prophylactic, or as a therapeutic measure, to its homoeopathicity to the case in which it is employed, and the extent of the protection afforded, or of modification secured, is proportioned to its degree of similarity."

We see then that vaccination, even when done homoeopathically, is apt to fail us in some cases, though succeeding admirably in others, and the present epidemic of small-pox may have taught you this very lesson that I have learnt to advantage to myself and to my patients. With your permission, gentlemen, I shall relate a few of my experiences, and I trust you will do so after me, that the homoeopathic profession in Calcutta may not forget the keynote of successful prescribing, viz., the individualization of symptoms.

(1) The mother of two children, who were just convalescent from a severe attack of measles

and whose care and nursing had tried her strength considerably, took high fever with symptoms suspicious of small-pox. I saw her on the second day of the fever and put her upon Variolinum 30, a few pellets in water, to be used as a fever mixture according to the temperature. Punctually on the third day the eruption appeared, and in a few days she was covered from head to foot, that on the face becoming confluent as time went on. The weak solution of Varioline 30 was given at lengthening intervals, and I had the satisfaction of seeing an early convalescence without complication or sequelae.

(2) The husband of the patient, who was in close attendance upon her, and who, since the disease appeared in the house, and taken one or two doses of the lymph prophylactically, came in for fever with suspicious symptoms ; the lymph was given at varying intervals during the fever, and on the third day no eruption appeared and the fever left in profuse sweating.

(3) The two children, who were never vaccinated in infancy and who had taken two or three doses of the homoeopathic lymph, took fever next, and, in spite of a repetition of the lymph, came in for a severe attack of confluent small-pox, with extensive bronchial and pulmo-

nary complication in the maturation stage, when matters looked very critical and the temperature for days stood steadily at 105° and 106°. I put the patients upon Antimonium Tartaricum 200 and tided them over the crisis. Convalescence was slow but complete, and the little patients are in the bloom of health again. The younger child had almost succumbed to convulsions in the eruptive stage. Here apparently Ant. Tart. was the specific, the simillimum, and if I had only remembered that this very remedy did sovereign good in the attack of measles the children went through I should have given it from the first and been perhaps more quickly successful. Need I remind you of the homoeopathicity of Tartar Emetic to small-pox? Some practitioners there are who vaccinate with Tartar Emetic and with good results.

(4) I was called to a case in the maturation stage, where matters seemed stationary and where a single dose of Mercurius Vivus 200 in pellets was all that the patient needed to ensure a speedy convalescence. This was probably a mercurius case from the first.

(5) A child suffering with a general papular rash after a second vaccination, and ill in many ways, was speedily restored to health with a single dose of Thuja 200 in pellets.

(6) A nursing infant in the best of health was made very sick by vaccination from the calf. For two months neither child nor mother had proper rest, until a single dose of *Silicea* 200 in pellets was administered with the happiest result—a Homœopathic antidote is, as you know, a similar acting substance. Thus we see how individual cases differ and require not the same but different remedies.

Having pointed out the amount of truth there is in vaccination and the amount of error, I would like to say a few words on the subject of compulsory vaccination. Our legislators are such slaves to official medical opinion, that they are ready to sacrifice their own liberty and the liberty of the people in their mistaken zeal for the public weal. For, is not compulsory vaccination an infringement of the sacred liberty of the subject? You compel a healthy man and his healthy family to make themselves sick by the introduction into their bodies of a nasty product of disease which we euphemistically call "lymph", but which is nothing more or less than pus, which pus, in many instances, does material damage to the system which a whole life-time may not entirely efface. It is the recognition of this fact that has led hundreds of families to incur the penalty of

the law, even to imprisonment and banishment, rather than yield their sacred liberty. Any one, who has read Mr. William Tebb's recent work on "Leprosy and Vaccination," will remember the instances without number he records of the simultaneous spread of Leprosy with vaccination, in the West Indies for instance, and the crowds of people who resisted the public vaccinator at the cost of their liberty. Fortunately a healthier opinion is gaining ground, and our legislators are beginning to see that their past impregnable position is being slowly but surely attacked, for the antivaccination party have a strong voice in our legislative assemblies, and we may sooner or later have an antivaccination act. The world will have to thank the school of Hahnemann for having taught it the wisdom of truth. But some people may persist in believing in the innocuousness of calf-lymph, however staunch their opposition to human lymph, to arm-to-arm vaccination for instance. To such I would say that calf-lymph is at best calf-pus; that by virtue of its being a disease-product, it is capable of making the organism sick in one way or another; that the virus is liable to be compounded of its own disease and of the disease or diseases of the organism of the calf; tuberculosis, for instance, that cattle are

so subject to ; that finally what guarantee is there that the primary inoculation of the calf was not from human lymph, from the small-pox of the human subject.

We cannot get the vaccine disease in cattle to order, and when an epidemic similar to ours is scourging a town whence comes the primary lymph ? All these difficulties, these drawbacks, these dangers, are removed by the use of homœopathically potentized lymph, which Homœopathic practitioners in a body can certify to as being thoroughly reliable in cases to which it is adapted and their number is fortunately large. You see then, gentlemen, I have tried to shew you a few points in the practice of vaccination that we are apt to overlook in our zeal for the use of a time-honoured institution. We do not, as Homœopathic practitioners, object to vaccination absolutely, we say that it answers admirably in many cases that it suits, but we also say that, because of its Homœopathicity to small-pox, it is necessary to potentize it, so as to obviate all risk of doing harm which the crude substance is often observed to do, and we finally say that vaccination, in any form is not an absolute specific against small-pox, for the simple reason that it is not and cannot be the homœopathic simillimum

in all cases. It behoves us, then, gentlemen, to turn to our extensive materia medica for help in this difficult matter. The materia medica is the sheet anchor on which we largely depend for our own safety and the safety of our patients ; without it we are sure to go adrift, and the good ship of homœopathy become a total wreck.

1895

ANAEMIA IN A BIRD, WITH REMARKS ON THE USE OF IRON

By Dr. W. Younan, M. B., C. M. (Edin).—

“Can Homœopathy do anything for the ailments of birds” ? asked a lady patient of me one day, whose faith in the new system of Therapeutics was not a little remarkable. Upon my smiling at her question, she added : “Look at this canary, Doctor, how sick the poor thing looks, it refuses food and seems so weak that it can hardly perch.”

The bird was indeed ill, and a little inspection showed that it was suffering from anaemia ; for its back and legs and parts of the neck and body stripped of feathers during the process of moulting were pale and bloodless. So weak the poor

creature seemed that it trembled with every movement and could hardly keep its feet. The bird was a little favourite in the house, and its mistress was at a loss to explain the cause of its illness.

On looking into the cage I noticed that the food cup had not been touched, the water cup contained a dark-brown liquid, at the bottom of which lay a rusty nail.

Here seemed to be the cause of the little creature's sufferings, the rusty nail imparting more Iron to its drinking water than was good for it, and thus poisoning the blood; for even Iron, which is considered by some a food-medicine, is capable of producing in the system the very condition which it cures in appropriate doses, viz., Anaemia. Its action is therefore an illustration of the law of similars, the law of Homœopathy.

There is a popular belief that a moulting bird requires a little extra Iron in its food or drink, and a solution of a rusty nail is considered a very good and convenient form of administering it. The rusty nail was removed from its drinking water and in a few days the bird was well again. On my remonstrating with my lady patient on the injuriousness of the practice, she remarked that the bird had had the treatment for two or three months, and that two other birds had been medicated in

the same way with apparently no bad results. Here was an illustration of another homœopathic principle, viz.,—that individual constitutions respond differently to the same drug and also to the same doses of that drug. That is why Hahnemann, who commenced Homœopathy with substantial doses of the similar-acting drug, was led to gradually reduce his dosage to infinitesimals, when he found that aggravation of symptoms was a frequent result.

It will not do to say in the case of Iron that it is of the nature of a food-medicine, inasmuch as it is one of the constituents of the blood in the state of health. Iron is found in the blood in infinitesimal quantity, and any excess above the standard will and must act prejudicially. The corpuscles take up only as much as they require for the performance of their functions and are injured by an excess of the Iron element. It is for this reason that the Homœopathic school condemns the use of massive doses of Iron as a medicine and prefers its dynamic to its physiological action. The indiscriminate use of this powerful drug in the old school is productive of much harm, and its administration to anaemic patients, whenever and wherever met, is as deplorable as it is mischievous ; for, after all, Iron will

not cure all forms of anaemia, but only that which it is capable of producing in the healthy, in which case the smaller the dose administered the better.

If then the drug is given unsuitably, either the anaemia is made worse, or a new train of drug symptoms is set up, which adds considerably to the patient's suffering. For instance, it is pretty generally allowed that Iron should be very cautiously administered to tubercular patients, however much their anaemia may seem to demand it. Prof. Trousseau, in his excellent Clinical Lectures, has some very apposite remarks on the subject, and points out the danger a phthisical person runs from inducement of haemoptysis by a continued use of Iron. What is this but a reflex of Hahnemann's teaching and a verification of the proving of Iron, which we know to produce anaemia as well as congestion in different parts of the body, especially the head, chest and pelvic organs. So much so that we make a red face a characteristic indication, a sort of keynote, for the use of Iron. Our use of the drug in haemoptysis is therefore strictly homœopathic, and as such it is advisable to adopt the safeguard of the small dose. We see here illustrated the double or alternating or opposite action of drugs, a fact

pointed out by Hahnemann in almost every proving, and made free use of in Therapeutics.

Iron produces anaemia in the healthy and cures it in the sick. Iron produces congestion in the healthy and cures it in the sick—*similia similibus curantur*.

In the introduction to the proving of Iron in the *Materia Medica Pura* Hahnemann has pointed out the fallacy of old school physic in considering Iron a simple, harmless tonic which could be taken with advantage for any length of time. He has shown in how many ways people are made sick who drink chalybeate waters at Iron springs and watering places, and the blindness and prejudice of physicians who persist in not seeing and understanding the harm done by their indiscriminate prescription of Iron. Even in our day every patient who suffers from debility gets what is called "tonic" treatment, which, in most instances, is synonymous with a prolonged course of Iron, Cinchona, Ammonia, and stimulants generally. The temporary improvement which necessarily occurs as a primary result is pointed to as a brilliant achievement, which Homoeopathy could not perhaps so easily and so speedily accomplish. But wait a little and see what occurs. To every action there is bound

to succeed a reaction, and, when it occurs, the patient's last state becomes worse than the first; for, to the debility consequent upon his natural disease, are added the debility and many worse troubles of drug disease, and the patient's compounded sufferings are a sad picture truly. A patient is weak because he is sick. Cure the sickness by the right medicine which, in nearly every case, is the similar acting drug, and lo! both sickness and weakness disappear. Of course no one denies that there is a form of anaemia and debility which Iron will remove, just as there is a form of anaemia and debility which cinchona bark will remove, and a third form which Arsenic will remove and so on. The objection of the homoeopathic school is to the indiscriminate use of these drugs, and above all to their combined administration. Leave alone the disgusting inky appearance of the mixture, by what show of reason can we expect the combination of Iron and Bark to retain properties of its components, both chemical and physiological? Cinchona is the physiological antidote of Iron, and Iron of Chinchona. The old school do not know this because they have no "provings" of drugs on the healthy to guide them, and no law of nature to establish their prescriptions on a scientific

basis. Polypharmacy is acknowledged by many conscientious members of the allopathic school to be a radical mistake, but the matter ends there unfortunately, and Polypharmacy still lives and flourishes.

It has more than once occurred to me that the heavy dosage of the old school is apparently well borne, as much because the drugs are not similar to the disease as that their combinations with each other are frequently antidotal, so that the balance of drug action alone is to be considered. Iron and Bark, Ipecacuanha and Opium, and a host of other antidotal combinations are to be seen in allopathic prescriptions daily.

These reflections on the use of Iron remind me forcibly of a very sad case in which the excessive use of this drug had probably done more harm than the disease itself, and where the organism of the patient was made irreparably ill: A gentleman who under the care of a leading physician in one of our large hospitals. He was liberally drugged with Iron, Quinine and Strychnine, but got steadily worse. Notwithstanding this, he was enjoined on leaving the hospital, to go on with the "tonic" for a long time continuously. I counted over a dozen large empty phials of the medicine, and, as he placed them side by side upon

the table before me, I gave him the pitiful assurance that he needed to be saved more from his drugs than from his disease. He was indeed a sad object to behold :—Jaundiced to a degree, emaciated to a degree except where dropsical effusion had occurred, his liver considerably enlarged and tender, his heart organically diseased, his lungs loaded with serous effusion, his kidneys diseased and threatening to strike work (for he was passing only 12 or 15 ounces of albuminous urine in the 24 hours), his abdomen and lower limbs dropsical, his mind and body sick as sick can be. This patient had taken ounces of steel drops, and had received the comforting assurance that he could take Iron all his life with perfect safety. I suppose all his life meant a very short time indeed, for he was both willing and ready to die.

And what could poor homoeopathy do to relieve this patient of his complexities? Little or nothing I feared. But the poor man's wife was importunate in requesting me to treat her husband, and I undertook the case with much reluctance.

To get his liver reduced, to remove congestion from his heart, lungs and kidneys, to remove dropsical effusions was a labour of many long

months. But the patient's organs were very seriously damaged by the excess of Iron in his system (the metal was found in appreciable quantity in the urine). Organic changes in the heart, lungs, and kidneys had either been set up or much aggravated by the heavy drugging the patient had undergone, and to-day, now three years since I first saw him, his life is a badly damaged one. He is truly grateful to homoeopathy for the comparative relief afforded him and for the prolongation of his life. How long his life will last we cannot definitely tell, this much is certain that the heart is failing in its compensatory action, and the lungs and kidneys are failing to respond to the medicines that kept them going for the past three years. Dropsy is slowly but surely accumulating, and, when the end comes disease and drug will have had at least an equal share in its production.

To us homoeopaths it is a matter of consolation that our patients die of their natural diseases, and their sufferings are not induced or multiplied by excessive drug action. Let our brethren of the old school laugh at our infinitesimal posology. Let them glory in their substantial doses of powerful drugs. But let them try them on themselves and be honest enough to let the world

know the result. This is what Hahnemann did in all honesty and beneficence, and the homoeopathic *Materia Medica* was the excellent result !

1896

CELEBRATION OF THE 141st ANNIVERSARY OF HAHNEMANN'S BIRTH-DAY

The meeting of the Hahnemann Society of Calcutta, in celebration of the 141st birth-day of the founder of Homoeopathy, was held on Friday, the 10th April, at 7 P. M., at the lecture Hall of the Indian Association for the Cultivation of Science, 210, Bow-Bazar Street, under the presidency of Dr. Mahendra Lal Sircar, President of the Society. The date of Hahnemann's birth, according to his own account in his Auto-biography, is the 10th April, 1755 ; but the baptismal register of Meissen, the town in which he was born, makes it "the morning of the 11th of April," and accordingly the hundredth birth-day was celebrated at Meissen on the 11th (and not on the 10th) April, 1855. We suspect, from the fact of Hahnemann himself having given the 10th April as his birth-day, the "morning" of the baptismal register must have been the early morning, so as to

come within the limits of the 10th according to the ordinary mode of reckoning the day from day-dawn to day-dawn, and not according to the astronomical method from midnight to midnight. We are therefore inclined to think that the celebration of Hahnemann's birth-day should more appropriately take place on the 10th, rather than on the 11th April, though we are aware that the latter date is being preferred by our American Conference.

The attendance at the meeting was very good, better than in many previous years. With the exception of one or two all the regular practitioners of Homoeopathy were present, and there was besides a large number of laymen, all zealous believers and advocates of the system. In the absence of the Honorary Secretary, Dr. Pratap Chandra Majumdar, who owing to pressing calls was late in coming, Dr. Aksay Kumar Datta, at the request of the President, read the report of the last anniversary meeting, after which Dr. Sircar called on Dr. W. Younan to read his promised paper which we have great pleasure in giving in extenso.

Dr. Younan's Paper on Influenza

Mr. President and Gentlemen,

I had the honour, at the last birthday meeting, to read you a paper on Vaccination and Small-

pox from the standpoint of Homœopathy, and I was glad to find that the interest in the subject was not confined to our profession alone, but was shared in by the lay public to some extent, since one of the daily newspapers made a lengthy extract from my paper, and commented favourably on it.

Fortunately the small-pox epidemic has ceased to be, but we have had to contend against other evils, of which Influenza and Cholera have been the chief. Influenza has been with us as an epidemic for months past, and is only now on the decline. Not a family but could tell us a lot about the disease and its unpleasant consequences in one or more of its members, and we doctors have also a lot to say to each other on our experience of the late epidemic.

Time was when Influenza was by no means a common disease in India, but occurred epidemically at long intervals. Since 1890, however, when a large wave of the disease passed over us, it may be said to have stayed with us and become endemic; for, since that time, the name of Influenza has been in every body's mouth, and the profession has been particularly active in devising measures, offensive and defensive, against its attacks. We of the Homœopathic cult, however,

have, in the case of Influenza, as in that of most other diseases, pursued the even tenor of our way, and, confident in the powerful assistance of our infinitesimals, refused the heavy armamentarium of the old school in the fight against germs and their evil doings.

It was with much pleasure, therefore, that I responded to the invitation of our assistant secretary to read a paper before this meeting in commemoration of the anniversary of Hahnemann's birth, and I decided at once to write on Influenza and its homoeopathic treatment, making the subject, as far as I could, of clinical interest chiefly. Of course, the narrative of individual experience in any disease is by no means sufficient for the purposes of our Therapy, so that I invite the experience of every one of my colleagues here present, and I shall be happy to benefit by it. Permit me here to thank you for the honour conferred on me in requesting me to read a paper before this meeting, and I hope your indulgence will be as freely given to faults and shortcomings as on the last occasion.

I am not going to give you a systematic account of Influenza, its symptoms and treatment, such as is found in every text-book of medicine—nor do I intend to vex you with theories of its causation

and propagation. Sufficient for our purpose it is to know that Influenza is an epidemic catarrhal fever, which spreads rapidly from locality to locality, and chiefly by air infection apparently—that the disease varies in severity in different individuals and in different localities—and that the treatment is not and cannot be uniform in all cases, but must be guided by the individual symptoms of each case. In fact, the treatment of Influenza is no exception to the general rule of Homœopathy that the name of a disease is not to be treated, but the patient himself. No matter if the same kind of germs be found by the thousand in different cases of Influenza—no matter if the same coarse pathological changes be met with—if the peculiar, individual, characteristic symptoms do not correspond, then each case will require treatment on its own merits and need probably a separate prescription. I have given you no systematic description of Influenza as found in textbooks. But for clinical purposes it will be well to point out—(1) that there are cases of simple uncomplicated Influenza which run their course in a few days and are a little worse than an ordinary cold—(2) that cases occur where the disease is complicated with respiratory affections, more or less severe, bronchitis and pneumonia being

especially common and especially to be feared, these complications having been the cause of nearly all the cases that have proved fatal in this and colder climates—(3) that the disease is characterized by an amount of prostration entirely disproportionate to the physical changes present, Influenza being apparently a blood and nerve poison—(4) that Influenza often modifies the course of other diseases which usually prevail at the same time and place—the continued fevers for instance. It is important to bear this in mind as much for the sake of diagnosis as of treatment.

It goes without saying that certain constitutions are more predisposed to Influenza than others. I, for one, have never been able to escape it since 1890, when the disease was first epidemic here, to my recollection.

At the beginning of this year I went through my third attack, which, like the preceding ones, was pretty severe, and during which I had the opportunity of closely watching the effects of homœopathic medicines in the different stages of the disease. I am of opinion that constitutions that are markedly psoric are more liable to take the infection of Influenza, just as the same constitutions are more easily infected by the malarial poison. This was Hahnemann's remark in wri-

ting on Intermittent Fever, and each one of us can corroborate it either personally or from the experience of others. My susceptibility to the malarial poison is also very marked, and so is that of more than one member of my family. We are all more or less psoric, and my general good health of late years has been entirely due to careful antipsoric treatment.

In connection with this subject I remember what an intimate friend of the late Dr. Woodford told me of his peculiar susceptibility to malarial fever. The doctor, who practised many years in Calcutta, could never drive through Entally in those days without feeling feverish. Of course Entally was not drained in the days of Dr. Woodford as it is now, but it is not three years since my own experience of Entally was pretty similar and instructive. In some of its symptoms Influenza resembles Intermittent Fever, with its cold and hot and sweating stages. Let pathologists and etiologists tell us what connection there is between the two diseases—are they sisters or cousins or collaterally related ?

We homœopaths, however, want their symptoms and manifestations only for the purposes of our Therapeutics.

If now I relate some of the more characteris-

tic cases of Influenza that have come under my care since the beginning of the late epidemic, and draw your attention to the therapeutic points which characterised them, you will be good enough to relate your experiences also, so that we may accumulate a quantity of therapeutic evidence in favour of the homœopathic treatment of the disease. We know what dreadful havoc Influenza made in England a few years ago. A comparison of allopathic with homœopathic statistics showed a big balance in favour of our system of treatment. What chance of a similar comparison have we here, with no hospitals and well-organised dispensaries at our command. It is individual work only, I fear, and there is the disadvantage we labour under.

The first case I shall describe is my own, as I am most familiar with it :—In the afternoon of the 28th of last December I accompanied some friends to a steamer party on the river. In the evening a few of us got into an open boat without hats or caps, and I pulled an oar upstream for more than an hour, but felt hardly any fatigue and certainly no chill. I was in the best of health and thoroughly enjoyed my outing.

Next morning, on awaking, I felt a slight irritation in the larynx, with frequent inclination

to clear it of some adhesive mucus. This increased as the day went on and led to a short dry cough, with a little feverishness in the afternoon and evening, and aching pains in the back and limbs. The pulse was full and rapid and the face flushed, but I got no relief from a dose or two of Aconite 200. These symptoms continued for two or three days, getting more aggravated each day—but I fear I was imprudent in bathing every morning and attending to some urgent cases, which required attendance even at night.

It is a good rule, in the treatment of Influenza to prevent changes of temperature from the beginning of the illness, and to forbid bathing even in warm water. The patient is usually so chilly and susceptible to atmospheric changes that there is risk of respiratory complications occurring. The advice, given by doctors to their patients during the late epidemic in England, to go to bed at the outset of the disease and stay there till they recovered or died, was as sound as it was efficacious.

Even in a warm climate like ours a neglect of this precaution has done much harm, and in my case, who tried to battle against the disease, the illness was, I believe, prolonged. Fever set

in on the morning of the 1st January and rose to 103°F by the evening, accompanied by severe frontal headache and pains in the back and limbs. The pains made me restless and fidgety and change of position was ameliorating rather than aggravating. Pressure on painful parts was very grateful, and these symptoms combined suggested to me the use of *Eupatorium perfoliatum*. A dose of 6 pellets of the 200th was taken, and the relief was as speedy as it was expected. Perspiration came on in a few hours and I fell asleep and awoke next morning free of fever and pains and aches. It was noteworthy that, while the fever lasted, the cough was in abeyance, but became troublesome during the apyrexia and continued so for days together.

I frequently noticed since that some people began their Influenza with marked coryza and cough, on which the fever supervened, and others, where chills and fever ushered in the disease and coryza and cough supervened on the apyrexia. These two types have been very marked, and I may add a third which has seemed to be dry in all its stages—a sort of Influenza sicca, which is apparently a contradiction in terms.

After the fever had left me, I suffered much from anorexia, nausea and vomiting. These, together with the cough, made life very miserable

for three or four days, during which I was surprised to find that such well-recommended remedies as Nux Vomica, Ipecac, Sulphur, Mercurius, Phosphorus, etc., did me little or no good. I am so sensitive to the action of the right remedy, that, if the first dose of a medicine does not relieve, it is perfectly useless to take more. This has been my experience with homœopathy from the first, and will remain so to the end, I think. My cough used to be very troublesome at night, and I noticed once that it began to be whoopy in character, whereupon I took a dose of 3 pellets of Drosera 200, and the relief was speedy and grateful. That night, and for three or four succeeding nights, I slept soundly and I felt much relieved of the other symptoms also. A second dose was apparently necessary, but did no further good. Here I would like to remind you of Hahnemann's directions in the matter of the dose of Drosera in Whooping Cough, and of its repetition. In the introduction to the proving of the drug in the *Materia Medica Pura* we read the following :—“I first employed it in the trillion-fold dilution of the juice, but latterly in still higher potency, and at last in the 30th (decillionfold) dilution, and of this I gave as a dose only the smallest portion of a drop, to wit, one or at most two globules the

size of a poppy seed (of which from 200 to 300 can be completely moistened with a drop of the dilution) in morbid conditions similar to the characteristic effects produced by the plant on healthy persons. Thus, for example, a single such dose is quite sufficient for the homoeopathic cure of epidemic Whooping Cough. The cure takes place with certainty in from 7 to 9 days, under a non-medicinal diet. Care should be taken not to give a second dose (or any other medicine) immediately after the first, for that would inevitably not only prevent the good result, but do serious injury, as I know from experience".

These remarks of the Master I can endorse from personal experience in the treatment of Whooping Cough. Let those who disbelieve try the recommendation for themselves, and their doubts, like mine at first, will disappear.

It was with reluctance, therefore, that I took a second dose of Drosera, but the remedy was apparently not the simillimum, and, as my cough became very troublesome again, I took a dose of 3 pellets of Ammonium Carbonicum 200, and was charmed with the result; for, day by day, I felt better and better of the cough and the other symptoms, and I felt also as if I had taken a tonic, in the old school sense of the term. I have

always believed that that medicine was a true tonic which, in curing the diseased condition of a patient, made him feel stimulated and restored to health. Our old school friends believe largely in tonic treatment, which consists of certain stimulant medicines like Bark, Ammonia, Iron and others, but which often have only a palliative and not curative effect upon disease. Our allopathic friends would go into a fit if we were to tell them that the smallest portion of a drop of Ammonia 30th or 200th was sufficient "tonic" for a case of Influenza.

Since my own experience with Ammonium Carbonicum I have used it in many cases, especially those of children, with much success. It has cured the cough of Influenza when everything else has failed, and I have more than once not found it necessary to give a second dose.

There is a vaunted specific against Influenza—Ammoniated Quinine—which allopathic doctors have largely used in every epidemic of the disease. I have no doubt it has been efficacious in many cases, but I incline to the belief that the Ammonia in the mixture is the principal remedy, and the large dose of it is partly counteracted by admixture with the Quinine and probably other ingredients.

When I first took Influenza in 1890 my medical creed had not then changed, and an allopathic medical friend induced me to take a dose of Ammoniated Quinine. I did not take a second, because the first was so strong, and produced so much tightening of the larynx and chest, that I left medicines alone and trusted to a cure by nature. It is curious to compare my allopathic dose of Ammonia in 1890 with my homoeopathic dose in 1896.

You will excuse me, gentleman, for having detailed my own case at such length. My object was to point out a few clinical lessons that I had learnt myself, and a few interesting therapeutic facts. But there is one point to which I have omitted to draw your attention, and it is this, that Influenza is supposed to be predisposed to by exposure to cold, as it was apparently in my own case. But there are many cases which have no such predisposing history. The disease is in the air apparently and we may find it difficult to escape it.

The action of Eupatorium was so prompt and grateful in my own case, that I shall give you another illustrative of its value: A man, aetat 40, came to me complaining of chills and fever which had been alternating for three or four days

and attended with severe frontal headache. There were no symptoms of catarrh, but complete anorexia and much thirst. I prescribed *Arsenicum* 200, of which he took two doses without benefit. On questioning him further I learnt that, in addition to the severe headache he had distressing breakbone pains all over the body, which prevented him lying down and made him feel very restless. Accordingly I gave a dose of *Eupatorium perfoliatum* (6 pellets of the 200th) in the afternoon, and he slept in comparative comfort that night, and by morning the fever had left him in free sweating. For the headache which persisted I gave a second dose of the same magnitude as the first, and no more medication was necessary. This was apparently a case of dry Influenza of which I have already made mention.

We are accustomed to read of *Bryonia Alba* as a very valuable drug in Influenza. No doubt it is so in the cases which call for it, and I myself have used it more than once recently. We must not forget that *Bryonia* and *Eupatorium* are very closely related both in their pathogenesis and in their therapeutical application. But there are certain differences between them which decide the choice of one or the other remedy in a given case. It is for the purpose of pointing out these diff-

erences that I shall relate to you my next case:—A lady, about 36 years of age, took Influenzal catarrh with chills and fever two or three days before I saw her. My first prescription was *Nux Vomica* 200 of which she had two doses of a few pellets each. No change, however, for the better occurred, and the patient complained of great soreness of the head and eyes and of the whole body, much aggravated by touch and movement and coughing. In fact the patient feared to move and had pillows put round her to prevent hard pressure. There was a good deal of wheezing with respiration and some nausea and retching. The skin was moist but the temperature ranged between 102° and 103° F. I gave her a dose of *Bryonia* 200 (six pellets) in the morning, and, twenty four hours after when I saw her again, the temperature had fallen to 99°, the pains and aches had considerably abated, and she had spent a quieter night. A second dose was given and the patient soon convalesced. For the cough that remained I gave a dose or two of *Ammonium Carbonicum*.

You will have perceived at a glance, gentlemen, the differences between the *Eupatorium* case and the *Bryonia* case. The *Eupatorium* patient has pains and aches like the *Bryonia* patient, but while the latter fears to move lest

aggravation occur, the former is restless and fidgety and finds some amelioration in movement. Again, the Eupatorium patient has a hot dry skin or scanty perspiration only, while the Bryonia patient has profuse or easily-provoked perspiration. Besides, Bryonia has more respiratory symptoms than Eupatorium.

These cases, gentlemen, show us the necessity of carefully studying the characteristic features of each drug in our materia medica, and of imprinting them on our minds by means of clinical images and pictures. Otherwise the study of materia medica will be harder and often less profitable.

In the cases I have related above mention has more than once been made of Nux Vomica, as a remedy in Influenza. I have used it very frequently, and would like to point out its place in the treatment of this disease. First of all, it is a classical remedy in Influenza, since we have the authority of Hahnemann himself for its use. In the introduction to the proving of Camphor in the *Materia Medica Pura* we read as follows :—
 “When the Influenza, endemic in Siberia, comes among us, as it does occasionally, when the hot stage has already commenced, Camphor is of service, only as a palliative certainly, but an

invaluable palliative, seeing that the disease is one of short duration. It should be given in frequent but ever-increasing doses, dissolved in water as above described. It does not shorten the duration of the disease, but renders it much milder, and hence it conducts the disease innocuously to its termination. On the other hand, Nux Vomica, in a single dose, and that the smallest possible, will often remove the disease homoeopathically in a few hours." On the strength of this recommendation I was tempted to give Nux Vomica to my Influenza patients oftener perhaps than I should have done otherwise. Like every other drug it has its own sphere of action. and will cure the cases it suits and not others. There is no doubt it suits many cases, especially if administered at the commencement of the disease. and I have more than once succeeded in breaking up a threatened attack of Influenza. If there is any prophylactic remedy against Influenza, it is Nux Vomica, even in the smallest dose. When it is the simillimum to a case, nothing is prettier or prompter than its therapeutic action. I have many cases in mind illustrative of the success of Nux Vomica in Influenza, but I shall content myself with relating the case of a little girl, five years old, who took

the disease after a number of her family were attacked by it. The fever ran very high (105° to 106° F), and Aconite, Belladonna and Gelseminum had already been administered without effect before I saw the patient. I put a few pellets of Nux Vomica 200 in three or four ounces of water, and directed that a teaspoonful be given every two hours till the temperature fell. This was late in the evening, and, when I saw the little patient next morning, she was free of fever, and I was told that sweating had set in shortly after the first dose of medicine and continued till the fever broke. The same prescription was required a day or two after for a younger sister, three years old, and with the same success. Both children required Ammonium Carbonicum for the troublesome cough that remained.

While on the subject of Influenza in children, I desire to put before you a very interesting and instructive case, which, but for the prompt action of the right homoeopathic remedy, would have surely proved fatal :—A tender male infant, three months old, took Influenza from his mother who was nursing him. As the mother had quickly got well under a dose or two of Nux Vomica, I sent a little of the same medicine for the infant, and heard nothing more till the

day after when an urgent message summoned me to the little patient. The mother informed me that the baby had been in fever since she had last written, and that suddenly that morning he vomited freely and forcibly and commenced to choke. It was quite evident that there was some obstruction in the upper respiratory passages, probably the larynx, for the child's breathing was obstructed and attended by a choky sound. My first impression was that, as the trouble arose suddenly after a fit of vomiting, some of the vomited matter might have gone down the wrong way, as the popular phrase goes. Accordingly, I turned the child over a number of times on his face, and even suspended him by the feet, in the hope of dislodging any foreign matter from the larynx, but to no purpose. I left instructions to give the child no food or medicine till I returned in two or three hours, and to keep him in the semi-sitting position, as lying down seemed to make matters worse. I found no change in the little patient on my return, and a little thought suggested to me that this was probably a case of Influenzal oedema laryngis. It is not a little remarkable that in 1893, when I took Influenza for the second time, oedema laryngis was the first symptom

to shew itself. It woke me from sleep about 3 a. m. and there was no lying down again till I got relief from taking a dose of Phosphorus and afterwards one of Antimonium Tartaricum. This experience of my own stood me in good stead in the case of my infant patient, and I was very thankful for it, for the child was in a critical condition and immediate relief was essential. It was with some hope, therefore, that I administered a dose of 3 or 4 pellets of Antimonium Tartaricum 200, and promised to call in the evening. On doing so, I found some change for the better—the difficulty of breathing was less pronounced, the temperature had fallen and the child had retained some nourishment. That night the patient slept fairly well, but towards morning an aggravation of symptoms occurred, and I gave a second dose of Antimonium Tartaricum, after which the urgent symptoms subsided and the child went out of danger. A dose or two of Ammonium Carbonicum 200 completed the cure. This case of infantile Influenza gave me more gratification than all the other cases I treated put together. It was a little homoeopathic triumph, and the memory of it will always remain green.

On the strength of my success here I used

Antimonium Tartaricum in the case of another child, who was in continued Influenzal fever for three or four days, with nausea and vomiting and complete prostration. Nux Vomica had done little or no good, but a single dose of Antimonium Tartaricum was sufficient for cure.

I shall now pass to the other extreme of life, and show you the peculiarities of Influenza in the aged. by relating the case of an old man of 70 with fatty degeneration of more than one important organ of the body:—It was in the first week of last October that I was asked to see Mr. D.—who had been ill for two or three days. From the first there were symptoms of bronchial and pulmonary catarrh, accompanied by excessive wheezing and dyspnoea which prevented the patient lying down in bed. The wheezing and dyspnoea were principally expiratory, and, as the heart was weak and fatty, I concluded that the trouble was partly respiratory and partly cardiac. The patient lay under a punkah night and day in spite of much advice to the contrary, and it was only when the left shoulder joint got attacked with acute Rheumatism that the punkah was discontinued.

I did not mention before that Rheumatism is a frequent accompaniment of Influenza and

often makes a serious complication. In this case it was a most troublesome symptom all through the illness, and has left a stiff shoulder-joint which has refused to yield to treatment. I have more than once told the patient that Influenza has left him a legacy.

To return to his catarrhal symptoms, I must add that a rapid serous exudation into both lungs made the case more anxious, in consideration of his advanced age and fatty organs, for the kidneys were also fattily degenerated, and there was more or less oedema of the body generally.

The expectoration was serous (like white of egg) and very rusty, and the cough and dyspnoea very distressing. In consideration of the gravity of his symptoms I put the patient upon Phosphorus 200, of which he had 3 or 4 doses of a few pellets each. Absorption was however slow and had to be aided by a dose or two of Sulphur, but the patient made a nice recovery, with the exception of the left shoulder joint which has remained stiff and painful on movement. This case well illustrates the value of Phosphorus in influenza and its sphere of action. But it is necessary to add that many cases of Influenza there are, even in people not advanced in years, where the cough, the nature of the expectoration,

and the seat of the pulmonary trouble, all indicate Phosphorus and require its prompt administration. In Dr. Carroll Dunham's excellent Lectures on Materia Medica we have a nice description of the cough of Phosphorus—"The cough of Phosphorus is dry, or has a scanty rusty sputum. It occurs night or day. It is provoked by a tickling in the trachea pretty low down, and by a feeling of rawness and soreness in the trachea and bronchi. It is induced by a very deep inspiration. It is accompanied and characterised by a hoarse, barking sound, by rawness of trachea and whole chest, and by a peculiar and distressing weight across the chest. There is also hoarseness."

A serous expectoration, especially if it be rusty or even bloody, is a strong indication for Phosphorus, other symptoms agreeing. But other drugs have also the same kind of expectoration, of which Antimonium Tartaricum and Ammonium Carbonicum suggest themselves to my mind.

As to the seat of the pulmonary affection calling for Phosphorus, I think the left lung has a greater affinity for the drug than the right, and, if I may use a repertorial indication, Phosphorus is especially indicated in affections of

the upper lobe of the left lung, while sulphur covers the affections of the lower lobe.

These points I have repeatedly verified in practice. Very few of us, I think, are in the habit of prescribing repertorially, and yet it was the method of Hahnemann and his immediate disciples, and gave them a measure of success in practice which most of us would fain attain.

When properly carried out, the use of a repertory makes prescribing more exact and certain, but it entails more trouble and labour, no doubt, and in the exigencies of daily practice most of us have neither the time nor the inclination to follow it out. Besides, a good and complete clinical repertory is as yet a desideratum, though the well-known work of Constantine Lippe has done excellent service since its appearance.

I have as yet, gentlemen, to draw your attention to the value of a drug in Influenza, which is as old in the treatment of the disease as it is efficacious—Arsenicum Album I mean. Its relationship to epidemic catarrh has been established beyond all question, and it is a favourite remedy in the hands of many homœopathic practitioners. My experience of it during the late epidemic of Influenza has not been as extensive as I anticipat-

ed. There is a class of cases which it suits admirably, and in which it has seemed to me a true simillimum.

✓ Either at the beginning of an attack of Influenza or when the acute symptoms have somewhat subsided, the patient suffers from intermittent or remittent troubles of various kinds, of which neuralgias, chills and fever are the chief. Nothing in my experience gives such prompt and lasting relief as Arsenicum in these cases. Two or at most three doses of a high potency have been quite sufficient. The cases resemble the Intermittent or Remittent types of malarial poisoning, for which Arsenic is, as you know, a sovereign remedy.

, In the beginning of my paper I drew your attention to a particular point which I shall here illustrate, *viz.*, that Influenza is capable of modifying the symptoms, course and treatment of other diseases that usually prevail at the same time and place, the continued fevers for instance.

At the beginning of last month I was asked to attend a gentleman who had been ill with fever for five or six days. The disease was probably Influenzal, as his wife took ill with catarrhal symptoms at the same time, and, keeping to her bed for a few days, was cured by a

few doses of Bryonia administered by a homœopathic friend. Her husband, however, being a busy man, could not lay up, and went about his business for two or three days with fever on him. Matters became worse, however, and the fever was attended by very severe occipital headache, which the patient and his friends put down to exposure to the sun. For two or three days no rest or sleep could be had, and, when asked to see him, I prescribed Belladonna, of which he had two or three doses with complete relief to the head. But the fever continued of a remittent type in spite of Nux Vomica, Bryonia and Arsenicum. The skin could not be got to act, the bowels were confined and had to be relieved by enema every other day, the tongue was thickly coated.

In the second week of the fever the cough, which was hardly troublesome before, began to be a pronounced symptom, and examination showed rales over both lungs and crepitation and dulness over the base of the left. I administered a single dose of a few pellets of sulphur 200, and the following results were noted: The skin began to act profusely, the fever abated slowly till the morning remission showed 90, the cough and expectoration had correspondingly improved.

while the left lung seemed clearer under the stethoscope. A second dose of Sulphur was given three or four days after, as the skin had ceased to perspire, but no further change for the better occurred. On the contrary, the fever began to rise again, the cough to get more troublesome, the expectoration became serous and rusty, and the left lung duller on percussion over a larger area at the back. The right lung suffered very little, however. An extensive serous pneumonia had apparently occurred, and I put the patient immediately upon Phosphorus 200, of which he had three doses in all. When the pulmonary trouble was well controlled by the Phosphorus, I administered two or three doses of Ammonium Carbonicum, which cleared the chest completely and removed the cough entirely. In a few days more the patient had left his bed and was ready to go for a change. What should we poor doctors do without that great prescription—a change?

In thinking over this case I could not help coming to the conclusion that it was one of Influenzal Remittent Fever. The temperatures did not range much above 103° F, and yet early in the second week of the fever marked pulmonary trouble had occurred. In ordinary Remittent Fever this is not usually the case, and when pulmonary

trouble does arise, it is late in the disease and is of the nature of hypostatic congestion. Two other points in the homœopathic treatment of this case came out very markedly—the patient took a large amount of nourishment all through his illness, from five to six seers of milk daily, and digested it all, and as the result of this no marked weakness was appreciable at the end of his illness. The homœopathic treatment of fevers is essentially conservative, and the cure *tuto, cito et jucunde*.

And now, gentlemen, it is time I thanked you for listening to my paper so patiently. It was not my intention to have written at such length, but my mind was full of influenza when I commenced, and my pen refused to be restricted by considerations of time or space. I have given you an honest account of my experience during the late epidemic of Influenza, and I trust your experience will corroborate mine.

1897.

CELEBRATION OF THE 142nd ANNIVERSARY
OF HAHNEMANN'S BIRTH-DAY.

Dr. Younan then asked Dr. Aksay Kumar Datta to read his promised paper on the Bubonic Plague.

After the reading of the paper which occupied about an hour and half, a vote of thanks to the lecturer was duly proposed and seconded. And then Dr. Younan addressed the meeting as follows :—

Gentlemen,

I rise, in the name of all here present, to return thanks to our friend and colleague, Dr. Aksay Kumar Datta, for his able and elaborate paper on the bubonic plague. It was early last September that Calcutta was put into a state of alarm, on receipt of telegrams from Bombay, announcing that the bubonic plague had broken out in that fair city. Day after day the telegrams became more and more alarming, and the death-rate of Bombay became phenomenanally large. Our Western Presidency was panic-stricken, and a general exodus of the inhabitants went on. Meantime the Government and the Municipality adopted a variety of stringent measures against the spread of the disease, and every available sanitary precaution was taken. But the plague spread in spite of it all and thousands were numbered among its victims. The medical profession in Bombay were never so active in the whole history of the city, and fearlessly did their most painful duty under exceptionally difficult

circumstances. But it was sad to note how futile the medical treatment of bubonic plague proved to be. The mortality from the disease was very high and remained so. He had no opportunity of learning what methods of treatment the Bombay doctors adopted in the plague in the hospitals. Beyond the announcement that people were being largely "vaccinated" against the plague with the "viruses" of Haŕkine and Yersin, the medical profession of this city had no chance of profiting by the experience of their Bombay brethren. The profession had entertained high hopes of the efficacy of the "virus" treatment, especially that of Dr. Yersin, whose experience of Hong-Kong plague was expected to have stood him in good stead. But, unfortunately, nothing but disappointment followed, and the bubonic plague remained master of the situation.

It is generally believed that the plague does not travel eastward, and that our presidency need have no fear of a visit from the disease. But I do not think such a security or immunity is to be depended upon, and it behoves us, as guardians of the public health, to gird our loins and make ready for the fight.

This evening we are gathered together to do honour to the memory of one whom we rightly

consider the great medical reformer of the age—Samuel Hahnemann, whose birth-anniversary we celebrate to-day. When cholera appeared in Europe, Hahnemann was able, from his extensive knowledge of drug proving, to predict the remedies that were likely to be efficacious, long before he had seen a single case of this disease. Such prescience is only possible to a “Science of Therapeutics”, such as Homoeopathy claims to be, and its verification should be the rule and not the exception. Under the circumstances, ought we, the followers and disciples of the great master, to sit idle and helpless and impotent in the face of disease? Is it not our sacred duty to imitate his example, and to predict, at least for the present, in the same way as he did for cholera, the remedies that are likely to be useful against the bubonic plague?

We are familiar with the symptoms of the disease, as they have been observed for us by competent observers. We are familiar with drug provings, as they have been given to us by Hahnemann and his disciples. We have the law of cure, the law of similars, which is a law of nature and of Nature's God, and is therefore absolute, and therefore infallible. What more do we want as physicians and healers of the

sick? The means are there, the tools are there, the weapons are there—we must be the workmen, the zealous workmen, the honest workmen above all, and that which is of the truth must per force prevail—*Magnaest veritas et prevalebit*.

As homoeopathic physicians, then, let us have our say in the treatment of so dreadful a disease as the bubonic plague. First of all, we have no wish to quarrel with our Allopathic brethren for their use of the “viruses” of Haffkine and Yersin, prophylactically and therapeutically.

The use of disease “viruses” is as old as Hahnemann himself, and was an outcome of his “law of similars.” Hahnemann called the method Isopathy and enjoined the necessity of high attenuation in its use. Isopathy has been largely adopted of recent years by the dominant school, without any recognition, however, of its original suggestion.

Be that as it may, Isopathy has to be safeguarded by the attenuated methods of Homoeopathy, otherwise “viruses” will literally remain “poisons”.

Besides, we have another objection to Isopathy as practised by our Allopathic friends. They would make of their virus injections regular “specifics,” applicable to all sorts and conditions

of patients. But such "panaceas" are beautiful in theory and the opposite in practice. Homoeopathy teaches, and rightly too, that diseases are not to be treated, but diseased persons, and the difference will be apparent on a moment's consideration. The homoeopathically indicated remedies for plague patients will probably be as numerous as the patients themselves. At all events, we shall have to treat a number of well-worked clinical types, each type requiring its own individual and peculiar remedy or remedies. This has been the universal experience of homoeopathy, and there can be no exception in the case of plague.

In one of our daily newspapers there lately appeared a very interesting extract from an American Journal, describing how, during the great Plague of London, when death was in every house and the great city was laid desolate, the small community of shoemakers had particular immunity from the disease, owing not only to their trade in leather, but also to their burning hide in front of their houses as a disinfectant.

To us homoeopaths the above is full of suggestion and interest; for, in the charcoal obtained from hide, Hahnemann had found a most precious medicine in glandular enlargements with or

without fever. We know that plague is characterised by these glandular enlargements, accompanied by fever more or less malignant, and the testimony of the homoeopathic school is to the effect that *Carbo animalis* is most beneficial in glandular disease. I stated before that therapeutics is concerned, not with the names of diseases, but with diseased persons themselves and their individual symptoms.

Early in my homoeopathic experience I remember the case of a young lady who had suffered from a low continued fever, characterized by no other symptom than a marked enlargement of the glands of the left axilla. I gave her *Belladonna*, *Mercurius*, *Hepar Sulphuris*, without any benefit.

Turning up Boeninghausen's Therapeutic Pocket Book, which I had just procured, I found, under the rubric axilla, that *Carbo Animalis* was indicated in large capitals. Accordingly I administered a single dose of a few pellets of the 200th potency and the patient needed no more medicine. Since then I have frequently administered *Carbo Animalis* in similar conditions with success. While on the subject of the plague-virus injections of the old schools, I should have added that homoeopaths have been first

in the field in this instance also, inasmuch as they have long since prepared a nosode called Buboin, duly attenuated and potentized. Its efficacy we have yet to test, but I have no doubt that, like other nosodes similarly prepared, its efficacy will be seen only in cases to which its action is the homoeopathic similimum. Buboin will therefore be another addition to our extensive *Materia Medica* !

We, who practise in India, have had frequent opportunity of observing how many of our fevers are attended with affection of the glandular system, lymphatic and otherwise, so much so that I have heard it frequently remarked that such and such a case would not escape plague inspection.

I am quite prepared to allow that plague is a special disease, epidemic in nature, but I must also allow that its therapeutics will be nothing special, that the remedies we have been accustomed to administer in fevers with glandular and lymphatic affection will also be found beneficial in the treatment of plague, types of the disease calling respectively for *Arsenicum*, *Belladonna*, *Carbo Animalis*, *Hepar Sulphuris*, *Lachesis*, *Mercurius* or any other remedy or remedies of the *Materia Medica*. It comes to this, therefore,

that as homoeopathic physicians our chief business is to master the *Materia Medica* of our school, that mine of therapeutic wealth most precious. All other knowledge is secondary for our purpose, though we cannot afford to neglect it altogether. If we are well armed with the weapons of our *Materia Medica*, even though they be infinitesimally small, we shall be in the position of that ancient servant of God, David of Scripture, who, armed with a sling and stone, did to death the mighty giant Goliath of the Philistines.

And if the Goliath of the Plague should invade our lands and homes and spread desolation around us, let us put our trust in Him and in His divine law of cure, and, like his servant David, go out to do battle with the enemy, with the assurance that our tiny therapeutic slings and stones will do him unto death.

1899.

CASES OF INTESTINAL OBSTRUCTION IN THE HORSE.

By Dr. W. Younan, M.B., C.M., (Edinburgh) :

There are some who believe that so large an animal as the horse cannot be affected by

the high homoeopathic potencies. English veterinary homoeopaths, for instance, are in the habit of using the lowest potencies in their practice, and veterinary text books invariably teach a very crude Homoeopathy. But if we would only remember that homoeopathic medicines act qualitatively and not quantitatively, and that the lower animals have nearly as marked individual differences of constitution as the human subject, we should easily understand that no difference in therapeutics need exist.

A well-known veterinary surgeon of this city was prevailed upon by me some years ago to adopt Homoeopathy. He has been quite in love with the new therapeutics ever since, and has repeatedly told me how much "messaging about" his poor animals have been saved. On more than one occasion he has consulted me in difficult cases, and from analogy with the human subject I have been able to direct a correct prescription. I well remember two cases of intestinal obstruction in the horse which I give below.

Case i. The first was an animal which I had been using for some time and which was suddenly seized one evening with symptoms of intestinal colic. I sent it to the veterinary infirmary at once and went to see my friend the veterinary

surgeon the following morning. He told me that the horse had been labouring under colic the whole night in spite of all the remedies he had administered and had become very exhausted. Unless speedy relief was given the animal had not long to live. Watching the dumb patient for a few minutes, I asked my friend to administer a dose of Belladonna. He happened to have the 30th potency in small globules and five or six of them were put into the animal's mouth. I directed that if no relief came in two hours, a second such dose was to be administered. This dose was administered, and shortly after the bowels were moved with a great effort, and the intestinal obstruction was forthwith relieved. When I called in the evening I was shewn the foecal mass that had passed, and it was interesting to note the thick strings and bands of mucus which had completely enveloped the obstructing matter. The animal was kept on green diet for a day or two and had no further trouble.

Case II. The next case was still more interesting and happened about a month or so after.

I was calling one evening on my friend the veterinary surgeon and he asked me to see a very valuable horse that had been brought to

the infirmary that very morning. A number of remedies, including Belladonna, had been administered through the day, but the animal was going from bad to worse, and when I saw it about 8 O'clock my friend told me that he had written to the owner to say that no hope could be entertained of the horse's recovery—no pulse could be felt at the jaw—the breath was very fetid and the animal quite exhausted. I pointed out the resemblance in this case to the stage of intestinal obstruction in the human subject known as paralytic, and I explained how in opium we had a medicine which produced a similar condition pathogenetically. My friend's medicine box happened to contain Opium 30 in small globules and five or six of them were administered in one dose without delay. I stayed to dine with my friend and at 9-30 P.M. we visited the patient together and felt very disappointed to find no change at all for the better. A second dose of the same magnitude was administered and I left for home. Next morning curiosity took me to see the patient and my friend the veterinary surgeon met me at the gate smiling—"you deserve a consultation fee for yesterday's case" he said, "the animal is feeding this morning." More surprised than

I cared to express I learnt that shortly after the second dose of opium the intestinal obstruction was relieved, an enormous mass of foecal matter completely covered with tough stringy mucus having passed. In two or three days this valuable horse, which had been pronounced by a leading veterinary surgeon to be beyond the reach of medicine, was restored to its delighted owner quite well.

These two remarkable cases illustrate the wonderful action of the homoeopathic simillimum in a very infinitesimal dose in so large an animal as the horse, and should be, I think, sufficient to remove any misconception from the minds of those who believe that the dose should be proportioned to the size of the patient.

1900

**HOMOEOPATHY OFTEN FALSELY
ACCUSED**

By Dr. W. Younan, M.B., C.M., (Edin.)

About a month ago I was consulted by a young man for whom I had prescribed from time to time during the last three or four years. About four or five months before he had suffered from a

sharp attack of ague and fever and was compelled to seek the advice of the doctor of the firm that employed him. The fever left under large doses of Quinine which was kept up for weeks after to insure against its return. The fever did not return, but the patient suffered from such a persistent malaise that he was quite unfit for work. Enquiring into the character of this original fever I pointed out to the patient that Quinine was an unsuitable drug in his case, that the large doses of it he had taken had not cured the fever but suppressed it—that the excessive malaise which resulted was an expression of the suppression—that as surely as the Quinine had suppressed the fever so surely would the homoeopathic remedy bring it out in a greater or less degree. As he was a heavy smoker and not a very sensitive subject I gave him a dose of two globules of Arsenicum album 6 in sugar of milk and powder of sac lac to go on with for a week. I did not see him for a fortnight after as his work had taken him out of town. But he was so pleased to inform me that soon after the first dose of medicine the malaise began to improve, and, though he felt feverish for days after, by the end of a week he felt his old self again.

I asked him about another patient whom he

had recommended to me and who had unaccountably discontinued treatment after being considerably benefitted by Homoeopathy. "You know Doctor," said he, "the friends and relatives of that patient dissuaded him from homoeopathic treatment on the assurance that homoeopathic medicines, if they relieve or remove one diseased condition, invariably bring on another. Such a belief is much commoner than you think and I am ashamed to own that I entertained it myself. For instance, I have been seriously thinking that your homoeopathic medicines have been responsible for a very marked decrease in my sexual powers, amounting almost to impotence—for I was a very strong man before and prided myself upon my strength." Such a speech, so definitely uttered, naturally took me by surprise and made me hesitate a little. But a little reflection was enough for me to assure my patient that homoeopathic medicines were not blessings in disguise, and that the evil he complained of could easily be laid at the door of the allopathic doses of Quinine which had been previously administered to him. In the proving of Cinchona, from which Quinine is made, Hahnemann distinctly showed how that drug was able to weaken the sexual function in the healthy body and how, in consequence.

it was able to remedy that weakness in the sick body. Accordingly I promised my patient that when I was able to entirely antidote all the Quinine he had taken, the trouble he complained of would disappear. I did not give him a second dose of Arsenic till a week latter when he was complaining of a return of the malaise. The next time I saw him he brought me another patient for homoeopathic treatment, and need I say he had quite changed his mind about the harmfulness of homoeopathic medicines and was quite ready to quarrel with those who thought as he had done. "For", said he, "I am as strong again as I was and even stronger."

1900

MALARIA AND THE MOSQUITO

By Dr. W. Younan, M.B., C.M. (Edin.)

So much has been said and written of late on the subject of the relation of the mosquito with malaria that it is probable every school boy has learnt to piously believe that a general crusade against mosquitoes is the duty of every one concerned with the health and well-being of mankind.

To us dwellers of the plains malaria is a household word, and the disease designated by that name is a matter of almost daily experience. But the connection of malaria with the mosquito is a comparatively recent discovery and the latest outcome of bacteriological science. The mosquito is believed to be responsible for the propagation of malaria, inasmuch as it carries malaria-infected blood from one person to another that it feeds upon, the infection consisting of minute microscopical animal parasites. Such an offence committed by the mosquito is certainly a grave one, but does it deserve the capital punishment that has recently been inflicted on the mosquitoes of Calcutta and its suburbs? I venture to think not. The mosquito is as much a link in the chain of creation as its would be destroyer, and

"In nature's chain one link would you deuide,"

Tenth or ten-thousandth, you break the chain
alike."

It is well, therefore, to take nature as we find her, and to piously believe that even the meanest thing that lives serves a purpose in nature's divine economy. This apology for the humble mosquito has been prompted by other considerations. Is it, after all, so definitely true

that germs are the cause of diseases, and that malaria is caused by an animal germ which finds access to the blood and which is conveyed to other persons through the medium of the mosquito? There is fortunately a difference of opinion on this subject between the members of the two rival schools of medicine—the allopathic and the homoeopathic. Homoeopathy teaches that disease cause is as invisible, as inscrutable as health cause—that the pathological changes in the organism are not the cause of disease but its product or accompaniment, and that therefore the mere removal of the latter is not sufficient to cure the disease.

As an illustration of this teaching I shall relate one or two cases from my recent practice: A little girl, seven years old, went down with her third attack of ague and fever of a tertian type. From the beginning of her illness she had been taking a quinine mixture, and on the day of my visit a dose was given hourly since the morning as the fever was expected. Notwithstanding this precaution a severe ague came on at 10 A.M. and the temperature rose to 107°F. As I was not available at once cold water sponging was resorted to, and when I called to see the patient the temperature had

fallen to 105°F. Taking the history of the case I prescribed Ipecacuanha, administering two globules of the 200th potency at once, and leaving a similar dose to be given when the temperature should fall to normal. No more medicine was required as the fever did not return.

A similar experience was gained in another case shortly after with a single dose of two globules of Nux Vomica 200.

I feel certain that if I were a malarial germ I should have a laugh at one or two tiny sugar of milk globules saturated with the 200th potency of Ipecacuanha or Nux Vomica that any doctor would throw at me for my destruction. The infinitesimal medicine is never intended to kill germs, for the simple reason that there is no necessity for doing so. It is administered to antidote, by similarity of action, the infinitesimal and invisible cause of disease in the organism. If the so-called germ diseases can be cured—and cured *tuto cito et jucunde*—without the destruction of germs, it follows that germs are not the harmful creatures they are represented to be. They cannot thrive in the blood or tissues if the organism is not primarily sick and affords a suitable soil for them. In health immunity from germs is well known and allowed on all hands. When such an

immunity is absent, health is likewise absent. Under the circumstances it becomes the duty of the true physician to remove that susceptibility of the organism to germs and other disease influences which constitutes the primary factor in so-called zymotic diseases.

In homoeopathic Therapeutics we find a very large field for work in this particular direction, and I sincerely believe that outside this system of Therapeutics not much can be effected. These sick susceptibilities are mere indications of deep-seated chronic diseases of the organism, and their treatment has been placed on an efficient basis by the gigantic labours of the Founder of Homoeopathy.

Our brethren of the old school will do better by giving up the chase after mosquitoes and flies and the germs they harbour, by recognising as a principle that it is impossible to dislocate man from the lower forms of life in which he lives and moves and has his being, or these from him, and by possessing means simple and efficacious of putting man far above the reach of any harm that can come to him from the lower walks of life.

With uncle Toby, the type of benevolence pictured by an old English writer, we ought to be able to say to the fly or mosquito—"Live gentle

creature, there is room in the world for you and me."

1900

FIRST EXPERIENCE OF GOLD AS A
REMEDY IN DISEASE

By Dr. W. Younan, M. B., C. M. (Edin.)

Years ago when I first commenced my study of homoeopathic literature I was interested in the writings of Dr. James Compton Burnett, of London. My attention was much arrested by a very pretty monograph of his entitled "Gold as a Remedy in Disease," and after its perusal I had no hesitation in believing that the founder of the homoeopathic school of medicine did very wisely in rescuing this famous drug of the ancients from unmerited oblivion. In the East Gold has been a medicine from time immemorial, and yet the medical systems of the West looked upon it till very recently as an inert substance. I did not remember having ever been taught in my college days that Gold was a remedial substance, and within the last 15 or 20 years only did allopathic pharmacy announce the possession of a compound Chloride of Gold and Sodium.

I was very struck, on reading Dr. Burnett's

monograph on Gold, with the extensive medicinal applications of the metal, and one suggestion of the writer made a lasting impression on my mind. The suggestion was to the effect that Gold had a marked action upon the testicles, and, if given as a medicine to weakly, puny, sexually undeveloped boys, it would induce the normal condition of health and virility. I had under my care at the time a family in which the youngest boy, twelve years of age, was more like a girl in his disposition and physical constitution. One day the mother took me into her confidence and gave me to understand that the boy "was not made like other boys," and she would be pleased if I examined him.

On examination I noticed that the sexual development for a boy of his age was very retarded, and to my surprise I discovered that both testicles were undescended and no trace of them could be found in the abdominal rings either. I considered this case a suitable one for Gold, and I was desirous of putting to the test some of the wonderful things I had read in the literature of the Homoeopathic school. Accordingly I called at one of the leading pharmacies in town and asked to have prepared a one per cent. solution of the Chloride of Gold and Sodium.

A prescription was dispensed as follows:—

R. Auri et Sodii chloridi (1% solution) mxii
 Aquae destillatae ad 3vi
 M. Sig. 12 marks

One mark morning and evening. Two phials of the above were used and I waited to see the result. I had not to wait long however; for to my surprise and satisfaction I found on examination that one of the testicles had already descended into the scrotum. It was not a little surprising to watch the gradual effect of the Gold upon the boy. His girlish voice and manner began to change for those of a boy, and, from being very shy in the company of children of the opposite sex, he was beginning to be attracted by them. His mother and I would often have a quiet smile at the change that had come over the boy, and one day, when we thought master—had become sufficiently changed, I made another examination and was pleased to inform the mother that the other testicle had also descended into the scrotum. Master—was now a well-developed boy. Outdoor games and exercises claimed a fair share of his attention and he was sent to a public school. I watched him year after year when he returned home for his holidays and I felt a pleasure and pride at his growth and develop-

ment. He is now a strong, well-built young man and is doing well in life. A few years ago he married and is living happily. I wonder if he thinks of fifteen years ago as often as I do. Gold was of very different use to him then from what it is now. Since the above experience with this noble metal as a remedy I have used Gold pretty often in my practice, not in the above dosage, however, nor anything approaching to it, but in the infinitesimal dose that Hahnemann recommended. Need I say I have always found the master correct in this important particular. For, next to the right selection of the remedy he strongly advocated the smallest infinitesimal dose. It is a great pity that so much divergence of opinion prevails on the dose question in Homoeopathy. So many homoeopathic physicians are timid in trusting to Hahnemann's posology that its observance is not the rule but the exception. My faith in the master's teaching grows with my experience of his wonderful Therapeutics from year to year, and I would fain wish that all his disciples sat as humbly at his feet as I have always tried to do. Reverence for the greatest medical teacher of the age is a sentiment that no homoeopathic physician should neglect to cultivate. The truth is as sacred in science as it is in religion.

* (We shall be glad to receive Dr. Younan's subsequent experiences with Gold as a remedy, especially as in the case reported it was used in massive doses. We are curious to know if he has treated cases similar to the very interesting one he has narrated above with infinitesimal doses and with the same success. We know full well from an experience extending to nearly forty years that these doses do act and act most marvellously. But we know also from the same experience that they sometimes fail, and then the so-called massive or as we should rather call appreciable doses, substituted for them, as marvellously succeed. When massive doses do succeed in removing diseased conditions permanently without producing the slightest aggravation, the question naturally arises, whether infinitesimal doses would have acted equally well or at all in these cases ?

We can assure our readers, as they must have seen from what we have been writing even since our conversion, that we yield to none in our "reverence for the greatest medical teacher of the age." But we must at the same time declare that our reverence for Hahnemann, as indeed for any finite, mortal man, is always subordinate to our reverence for Truth. Indeed

our reverence for any man is in proportion more to the reverence that man had displayed for Truth, as manifested in his zeal and ardor and enthusiasm in its pursuit, in the sacrifices that he has made for its sake, than to the amount of success that he has achieved in that pursuit and by those sacrifices. Our reverence for Hahnemann is based upon all these circumstances combined. At the same time it would be surrendering our reason and our conscience if we were to say, as some of his followers would have us believe, that he was infallible, that all that he has taught is absolute truth, from which there can be and ought to be no deviation.

With reference to the infinitesimal dose we have times without number given it as our strong conviction that this is the most original and the greatest of Hahnemann's discoveries ; and we have gone so far as to say that without it Homoeopathy could never have been established, as even a brief experience would have shown it to be the most mischievous medical doctrine ever broached. Nevertheless we have given indubitable proofs to show that massive doses are not to be ignored. We have reasons to go further and say that Hahnemann's adhesion to infinitesimal doses and to a particular dose

alone as the best, was a mistake, and the greatest that he has committed. It has been a misfortune and a disaster to homoeopathy, as it has been the most fertile cause of disunion and dissensions among his followers, than which there can be nothing more unseemly. The dose must be left an open question. No rule for its determination has been discovered, nor we believe will be for some time to come.)

1901

EARLY EXPERIENCES WITH BACILLINUM OR TUBERCULINUM

By. Dr. W. Younan, M. B., C. M. (Edin.)

Early or first experiences through life are like so many land-marks on the road, that one may reasonably be excused for refreshing his memory of them, or for pointing them out for the guidance of others. In matters of science this becomes almost a duty, and a physician has this duty to perform par excellence, considering he has the interests of humanity at heart.

About the year of my conversion to Homoeopathy I hailed with delight the appearance of a new book by Dr. James Compton Burnett, of London, entitled "New Cure of Consumption

with its own Virus." The impatience with which I waited for its receipt was only natural, considering the subject matter of the work and the promises for good that it contained. For who could be indifferent to the sufferings of thousands of consumptive humanity when medical science had proclaimed a "new cure of consumption," that fearful disease before which physicians had so often stood with bowed heads and folded hands.

The book arrived in time, and the eagerness with which I devoured its contents ensured my happy digestion of it. To secure a sufficient supply of the virus, which could not then be locally obtained, I wrote to Dr. Burnett for the same, and he directed Mr. Heath, Homoeopathic Chemist of Ebury Street, London, to send me half an ounce of Bacillinum C (one hundredth potency) in small globules, the very thing the doctor had been using himself. My satisfaction at having been so armed was immense, and I set about looking for cases to try the new remedy upon.

Some two or three months after there came under my care a young lady, fifteen years of age, suffering from continued fever of a remittent type. No impression could I make upon the

course of the fever, which had already run into the third week with persistent high temperatures. One element of gravity seriously complicated the case: The heart was damaged from early childhood by a sharp attack of rheumatic fever, and there was present a loud mitral bruit. At this stage typhoid symptoms supervened with an alarming diarrhoea and an incessant cough, which was short and dry. An allopathic physician, a mutual friend, examined the case with me, and gave a very unfavourable prognosis, the state of the heart arresting his attention particularly. The ordinary typhoid remedies had been given in vain, and I was resigning myself for the worst, when suddenly a very bad fit of coughing suggested to me the possibility of the whole trouble being latently tubercular. For I had repeatedly examined the chest for physical signs and could find none. What a straw is to a drowning man, so was the tubercular inspiration in favour of the administration of *Bacillinum C* to me. Two globules were administered at my morning visit, and I left in fear and trembling for the possible loss of most valuable time. Imagine my surprise and delight, however, when on visiting the patient in the evening I found that the fever had been less

high during the day, the number of stools diminished and the cough less frequent and troublesome. For the following days a placebo was prescribed, and I had the supreme satisfaction to note how slowly and yet surely the patient went into convalescence. A second dose of Bacillinum was not necessary. The young lady went up-country for a change, and when some months after she returned to town, looking greatly improved, I made an examination of the heart and was surprised to find the mitral insufficiency less pronounced. I lost sight of her for over a year, when one day being called to attend her sister I found my interesting patient had just returned from school up-country, where she had enjoyed the best of health. I questioned her as to the heart, and she informed me that that organ had given her less and less trouble as her general health had improved. A final examination conclusively showed me what I had never dared to expect—a complete restoration of the heart. Not a trace of the once too evident mitral bruit could be detected, and I have since learnt to believe in the curability of organic valvular disease of the heart. I have lately heard that the young lady remains in good health.

Not long after my experience with the case related above I attended the two youngest children of a family living in one of the healthiest localities in town. Both of them came down with continued fever, which, in the third week of its course, developed typhoid symptoms, those of the lungs and bronchial tubes being specially marked. Rhus Tox, Arsenicum, Phosphorus and Sulphur had failed to benefit, and both the doctor and the patient were in a bad way. I well remember being called out one night to one of these children as the mother had become quite alarmed at her breathing and general condition. I cannot say why I questioned the anxious mother as to the milk supply of the house except that the wish to trace her children's disease to tuberculosis was father to the thought. Her answer was definite and assuring to the effect that the goala (milk-man) had been supplying very bad milk for two or three months, and that, in consequence, since the children's illness, she had been using condensed milk. I fear the stable door here had been shut when the horse had run away! However, I jumped to the conclusion that tuberculous milk was at the root of the children's typhoid fever, and what more was wanted than to give the little patients a hair

of the dog that bit them! Two globules of Bacillunum C were given to each and a placebo administered every three or four hours as a fever mixture. Bacillinum C proved as true as steel, and that single dose of orthodoxly ridiculous magnitude was sufficient to kill the whole army of tubercular bacilli that had presumably invaded the organism of each sick child. Both children went into speedy convalescence, and I their doctor incurred a deep debt of gratitude to Bacillinum C, which has become deeper and heavier with subsequent years of experience with it.

I am also very thankful to Dr. Burnett for having taught me the use of this very potent drug, without which many a morbid condition would remain incurable. Let others laugh at Isopathy and call it filthy and revolting. The Isopathic virus in the C or CC potency is as clean and inviting as the homoeopathic vegetable or mineral drug, and acts as safely and pleasantly. Unlike our brethren of the opposite school we possess a very simple method for converting rank and deadly poisons into beneficent medicines. But that method is apparently too simple for learned orthodoxy! It is some consolation at least for us homoeopaths to know that the researches of modern "regular"

medicine tend towards Isopathy. . If the virus of a disease can be so modified as to become a curative agent in that very disease, why cannot a vegetable or mineral drug be so treated as to have an effect on the sick body similar, if not identical, to that which it can be shown to produce on the healthy body ?

Here is Homoeopathy in a nutshell !

Here is the law *Similia Similibus Curantur* !

1901

DOCTRINE OF SYCOSIS

As every reader of the "Chronic Diseases" knows Hahnemann taught that chronic disease owed its origin to one of three miasms—Psora, Sycosis and Syphilis.

To say nothing of Psora, which so many men in the ranks of Homoeopathy in the present day consider "an unfortunate business" and a serious bar to the more general acceptance of Homoeopathy by the profession, Hahnemann's doctrine of Sycosis is doubted by not a few of his disciples. By Sycosis we understand that morbid constitution induced by the gonorrhoeal poison, especially when inappropriately treated.

Those who believe that gonorrhoea is merely a local contagion refuse to admit that any general or constitutional morbid condition can be set up by it. The following case will, however, speak for itself and demonstrate the entire truth of Hahnemann's doctrine of Sycosis: About the end of 1894 I was consulted by a young man, 36 years of age, who suffered from recurring attacks of Inflammatory Rheumatism for 18 years. He told me he had exhausted the little fortune he had in doctor's fees and dispensary bills without benefiting his health at all. As a last resource he wished to try Homoeopathy as he had heard it was good for chronic disease. For eighteen long years, at longer or shorter intervals, he would be laid low with sharp attacks of Inflammatory Rheumatism of one or more joints, attended with considerable synovial or bursal effusion.

One of the first questions I put him was whether he had ever suffered from gonorrhoea, which had been removed by harsh measures. He told me frankly that in his early manhood he had contracted the disease, and that it was cured (?) by an astringent injection—no bad consequences were noticed for some time after. He was a very strong man physically and thought nothing

of "a dose of clap", so ordinary an occurrence in the lives of so many young men unfortunately. But nemesis found him out at last, and he commenced to have inflammatory affections of the smaller joints of the feet, which were then diagnosed as attacks of gout. Every succeeding attack saw an involvement of the larger joints, one or more of which would be simultaneously affected. The doctors told him that nothing more could be done for his chronic disease, which they had so long tried their best to cure. Was a cure possible under homoeopathic treatment? asked the despairing patient of me. I dared not reply in the affirmative, for the simple reason that I was then almost a beginner in Homoeopathy and had never prescribed for a similar case homoeopathically. But the patient had placed himself entirely in my hands and I determined to give the case my serious attention. In Lippe's Repertory of the Characteristics of the Materia Medica I found what I so eagerly sought—the rubric rheumatism from suppressed gonorrhoea, under which Sarsaparilla was an important remedy. Accordingly I gave the patient a single dose of two globules of the 200th potency in sugar of milk, warning him of possible primary aggravation of his rheumatism

and of a restoration of the gonorrhoeal discharge, the suppression of which 18 years ago had been the origin of his chronic sufferings.

We had not long to wait for the fulfilment of the first part of my prophesy, for the patient went down with a sharp and almost general attack of inflammatory rheumatism. How often he begged of me to quickly relieve him of his pains, and how often I had to assure him that it was necessary for him to become worse before he could be better, as his attacks had hitherto been suppressed with local applications and large doses of medicines like the Salicylates, Colchicum and the Iodide of Potassium.

A symptom occurred in this attack, which was never noticed before—the urine contained a heavy deposit of white sand, which caused difficulty in micturation especially at the end of the act. The patient was naturally alarmed, but I assured him that he was all the better for having so much uric acid removed from the system, this being generally believed to be the cause (?) of rheumatism. It would not be an exaggeration to say that the sandy deposit in the urine was so copious that it could have been taken up by the spoonful. This went on for weeks, until one morning the patient com-

plained of a scalding during passing water, and I then suspected what was coming. In a day or two a slight urethral discharge was established, which gradually grew worse until a thick green discharge as copious as an original gonorrhoea remained for weeks. With the return of this primary trouble the rheumatic inflammation began to abate, and when the last of his Sycosis was seen the patient was able to leave bed and went into a more complete convalescence than he had done after any of his previous attacks. I watched his case for some years after, and, though he needed a few other remedies for slight attacks of his old complaint at long intervals, his general health was considerably improved, and he remained an admirer of Homoeopathy and a firm believer in it.

If this patient had not had the necessary patience to go through a prolonged attack of his rheumatism and to give Homoeopathy a determined trial, nothing could have been done for him. The Sycoitic poison had remained hidden in his system for eighteen years, and was in a wonderful way released and brought out by the homoeopathic antidote. No body can gain-say the relation of cause and effect here, and Hahne-

mann's teaching as to the origin of one variety of chronic disease, the sycotic, is I hope abundantly proved. The master's conception of Chronic Disease is so unique, and supplied such a want in the medical knowledge of his day that his earlier disciples and followers considered it as his masterpiece. Many of us, however, his later disciples and followers, do not attach the same importance to Hahnemann's theory of Chronic Diseases, and even discredit the greater part of it. To my humble mind such an attitude towards perhaps the greatest medical theory of the age is not only unfortunate but detrimental to the whole system of Homoeopathy. Prior to Hahnemann's time no treatment of chronic disease existed, and it is due to his far-reaching genius that we possess such a wonderful therapeutics of chronic disease.

If disease miasms can be shown to so profoundly affect the system as to produce chronic diseases that may last a life time and even become hereditary, and if drug action can be made to dig out, as it were, these miasms hidden away in the very depths of the constitution, and by so doing restore sick people to their original health, Hahnemann's theory of Chronic Diseases has much to recommend it. We have

seen this illustrated in the case of the Sycotic miasm—the whole profession believe in the syphilitic miasm causing its own variety of chronic diseases—there remains, however, the most important miasm of all, the Psoric, and to its elucidation Hahnemann brought his ripest knowledge and experience. It is a pity that so many in our school reject entirely or in part the theory of Psora. I could never see the difficulty of accepting it in its entirety, and in actual practice how often has it not been illustrated and verified. For my own part, who have been such a sufferer from hereditary Psora, I thank Hahnemann daily for his doctrine of chronic diseases, and I owe my health and happiness to the judicious use of his antipsoric remedies.

1902

DR. YOUNAN'S LECTURE ON THE OCCASION
OF THE CELEBRATION OF THE 147th
ANNIVERSARY OF HAHNEMANN'S.

Mr. President and Gentlemen,—

One of the first things that strikes a homoeopathic physician, who has sat humbly at the feet of the master Hahnemann and learnt his

therapeutic teachings, is the difference that exists among his disciples, both in opinion and practice, regarding the dose question in Homoeopathy. ✓
 Such a divergence in opinion and practice prevails that one is tempted to ask how it has really come about, and what authority each one can adduce in support of his opinion or practice. To my mind the matter seems so clear and definite that I cannot understand the position of any homoeopathic physician who deviates, even a little, from the exact standpoint of the master on the question of dose. The master has over and over again taught that he has been guided entirely by long and thoughtful experience in the development of this subject, and that this subject—the question of dose—is quite as important as the choice of the homoeopathic simillimum.

It would appear that practitioners of Homoeopathy find it very difficult to follow Hahnemann into the infinitesimal attenuation of homoeopathic drugs, either from prejudice or from preconceived notions or from the fancied necessity of following the teaching and practice of Teacher A or Teacher B. Such men forget, and so do their teachers, that the Founder of a System or School has a prior claim to be heard, and his teaching has first to be proved false, either wholly or in part,

before such teachers or exponents have any right to modify or correct or even expunge the whole or a part of his doctrine. Such, unfortunately, has been the fate of Hahnemann's doctrine of the homoeopathic dose, and to-day the Hahnemannian practitioner is the exception rather than the rule. So much is this the case that this small minority of homoeopathic physicians have had applied to them the significant epithet of Hahnemannians.

Rightly construed, however, such an epithet is more an honour than a disgrace, and to be "mad after Hahnemann" is to have "a method in the madness." I have always been of opinion that homoeopaths, who differ from each other in essential points of doctrine and practice, owe this difference partly to want of sufficient knowledge of Hahnemann's writings and partly to want of sufficient appreciation of them. Take the *Organon*, for instance, which might truly be called the Bible of Homoeopathy, and, like its religious prototype, contains the truths ~~the~~ of the Science of Medicine. How many there are who fail to carry out the teaching of this great work, and, in the matter of dose, please themselves or their friends, who are never guilty of using drugs in any but crude preparations, and to whom

the doctrine of high drug dynamisation is a matter of every day ridicule. They say they follow the master in his earlier teaching and practice, and ignore his later and riper experience as the product of senility. The green old age of Hahnemann was sufficient proof against senility, and the master's greatest work, "The Chronic Diseases," was the conception of his old age. We, who are met here this evening to do honour to the memory of the greatest genius the medical world has seen, will do well to unite ourselves in common admiration of the master and of his teaching in every detail ; and as we have selected for this evening to refresh our memories of the teaching of Hahnemann on the question of dose, I make no apology for making a number of extracts from the concluding sections of the Organon, wherein the subject is so clearly and so beautifully elucidated. I begin at Section 275 of Dudgeon's translation of the 5th Edition. If our appreciation of the master's beautiful teaching in this direction will help us to a better knowledge of Homoeopathy and a better practice of it, then may we consider that the spirit of the master has rested in blessing on us, who have assembled here this evening to do honour to his sacred name.

In section 275 we read : The suitability of a medicine for any given case of disease does not depend on its accurate homoeopathic selection alone, but likewise on the proper size, or rather smallness, of the dose.

** 279. Experience shows universally that the dose of the homoeopathically selected remedy can never be prepared so small that it shall not be stronger than the natural disease, and shall not be able to overpower, extinguish and cure it, at least in part, as long as it is capable of causing some, though but a slight preponderance of its own symptoms over those of the disease resembling it.

** 285. The diminution of the dose will thus be promoted by diminishing its volume, so that, if, instead of a drop of a medicinal, dilution, we take but quite a small part of such a drop for a dose, the object of diminishing the effect still further will be very effectually attained ; and that this will be the case may be readily conceived for this reason, because with the smaller volume of the dose but few nerves of the living organism can be touched, whereby the power of the medicine is certainly also communicated to the whole organism, but it is a weaker power.

In the note to this section : For this purpose

it is most convenient to employ fine sugar globules of the size of poppy seeds, one of which imbibed with the medicine in high potency, i.e. of the 30th and put into the dispensing vehicle constitutes a medicinal dose, which contains about the 300th part of a drop, for 300 such small globules will be adequately moistened by one drop of alcohol. The dose is usually diminished by laying one such globule alone upon the tongue and giving nothing to drink. If it be necessary in the case of a very sensitive patient, to employ the smallest possible dose and to bring about the most rapid result, one single olfaction merely of a globule the size of a mustard seed will suffice. Note to

** 288. I can scarcely name one in a hundred out of the many patients that have sought the advice of myself and my assistant during the past year, whose chronic or acute disease we have not treated with the most happy results, solely by means of this olfaction; moreover, I have become convinced (of what I never could previously have believed) that by this olfaction the power of the medicine is exercised upon the patient in, at least, the same degree of strength, and that more quietly and just as long as when the dose of medicine is taken by the mouth.

** 288. Hence we see that the action of

medicines, in the liquid form upon the living human body takes place in such a penetrating manner, spreads out from the point of the sensitive fibres provided with nerves whereto the medicine is first applied with such inconceivable rapidity and so universally through all parts of the living body, that this action of the medicine must be denominated a spirit-like or dynamic action.

1902

A DIFFICULT CASE OF SEASONAL DIARRHOEA

By W. Younan, M.B., C.M. (Edin.)

In the morning of the 9th May I was called to attend Mrs. A. B., a young married lady, who had been suffering since the day before from Diarrhoea. She had been out to dinner the evening previous and had partaken rather freely of Ice Cream. The diarrhoea commenced very early the following morning, but no notice was taken of it the whole of that day, as attacks of diarrhoea were not uncommon to the patient and were invariably the result of slight error of diet. On questioning her during my visit

I learnt that the motions were whitish and watery and quite painless.

I prescribed a dose of a few globules of China 200, and, restricting the diet, promised to call in the evening. The patient was no better however, and, as the stools were more frequent, somewhat painful, and attended with nausea and a faint feeling, I gave her a few globules of *Veratrum Album* 200. The following morning, to my surprise and disappointment, no change for the better had occurred, the patient having been moved a number of times at night. As there was a good deal of rumbling preceding, and a good deal of flatus attending the discharge of the stools, and as thirst was felt to a certain extent, I gave a dose of *Carbo Vegetabilis* 200. The patient got no relief from this prescription either, and during my evening visit I had to find materials for a new prescription. The year before I had treated her for a somewhat similar diarrhoea and cured her very quickly with a single dose of *Bryonia* 200 after *Veratrum* and *Carbo Veg.* had done only partial good. The characteristic symptom of *Bryonia*—aggravation on movement and relief during rest—was then markedly present. In the present attack the same characteristic of *Bryonia* was present

in a lesser degree. However a similar dose of Bryonia was administered and next morning the patient was pleased to inform me that the bowels had not moved during the night but there was a return of diarrhoea on getting out of bed in the morning. I determined to try the effect of a second dose of Bryonia, but to no purpose, for when I saw the patient again in the evening she was worse than ever and some of the stools were reported to be involuntary. Thinking of Arnica, which had been a valuable medicine to her in the past, I gave her a dose of the 200th potency. It helped her through the night and removed the involuntary character of the stools. But by morning the patient had a return of her bad symptoms and the stools were large, painless, and gushing. A dose of Croton Tiglium 200 was now administered, but by evening the patient was much worse, the motions were coming every few minutes, they were aggravated by food and drink and attended with burning thirst and excessive prostration. Arsenic and Phosphorus in the 200th potency were administered in turn but to no effect. The case had by this time grown desperate, and the patient a young and very delicate woman, could not have stood it much longer. It was sad to see how remedy

after remedy, apparently well chosen, failed to relieve. A medical friend suggested Magnesia Phosphorica and then Sulphur. The former effected no change, the latter some. At his request a second dose of Sulphur was administered about 12 hours after, but the temporary benefit obtained from the drug passed away. A dose of Mercurius Cor. 200 was now administered and relieved the patient for a couple of hours only.

I was thoroughly disheartened and feared much for the patient's safety. Turning up Boenninghausen's Therapeutic Pocket-Book under the Rubric, Forcible (gushing) stool, I found four drugs in large type: Croton Tiglium, Gratiola, Jatropha, and Natrum Carbonicum. The inspiration came to me to give the patient a dose of the last named drug, and in the fulness of the faith in which I asked the patient to join, I administered 2 globules of Natrum Carbonicum 200. From that very moment the parching thirst was relieved, the desire for liquid food which tormented the patient all through her illness ceased, and in her excessive weakness she begged for a little iced wine. This was given in very small quantities, and repeated in an hour or two as the effect of each dose was felt by the patient

to have passed away. Three or four such doses were administered, and the patient went quietly to sleep at 10-30 p.m. and slept uninterruptedly till 5-30 a.m. the following day. On awaking she had 2 watery motions in quick succession. There was a respite of 5 or 6 hours, and a little milk, which the patient had refused all through her illness, was now taken and relished. "(Beef tea was the only food she would take, while the very mention of farinaceous food such as barley and arrowroot would be repulsive to her—all through life she had an aversion to milk.) In the afternoon the purging commenced again and there were seven or eight motions in quick succession. My disappointment can be better imagined than described. But a ray of light and hope soon broke upon me when I remembered what the Master Hahnemann taught regarding the reaction of the organism under the action of drugs. My only duty then was to watch and wait upon the single dose of so powerful a remedy that Natrum Carb. had proved itself here. I did not wait long nor in vain—for the patient needed nothing further and went into a quiet convalescence. How thankful I felt that day, first to God, then to Hahnemann, His chosen servant, and lastly

to Boenninghausen through whose invaluable Repertory I have been able to save a young and valued life.

HOMOEOPATHY IN A SURGICAL CASE

By Dr. W. Younan, M.B., C.M. (Edin.)

To-day is the first anniversary of my first professional visit to a well-known native gentleman, a prominent member of the legal profession of this city. He was thrown from his horse on the morning of the 21st July last and sustained a concussion of the brain with an extensive laceration of the scalp. As the accident happened near his house, the patient, who was unconscious, was taken quickly home and surgical aid summoned. The wound was dressed secundum artem and in a few hours consciousness was regained. All went well with the patient for some days, but on the fifth or sixth day the surgeons began to notice some dulling of the brain, which, instead of diminishing, went on increasing, till, on the tenth day, unconsciousness was practically complete and the patient was in a state of traumatic coma. A consultation of physicians and surgeons was held in the evening of that day and it was finally decided that the only chance the patient had of recovery was

to be trephined. The family of the injured man received this news with much alarm, and the elder brother asked for two hours to consider this grave matter. At the end of that time the surgeons were informed that the operation was refused, and messengers were sent to a number of homoeopathic physicians to request their immediate attendance. I was one of the number summoned and saw the patient about 9 p.m. It took me an hour to remove the surgical dressings and to cleanse the wound of all the Iodoform it contained. Plain lint and Olive oil dressing was now applied, and, with a colleague who had just then arrived, I proceeded to hold a consultation as to the mode of treatment to be adopted. We discussed the virtues of two of our best vulneraries, Arnica and Hypericum—and decided in favour of the latter as being more suitable to the traumatism of nervous tissue. We further decided to depend entirely upon internal treatment and to avoid local medication of the wound. Every precaution was taken, however, to keep the injured parts clean, and free syringing with tepid water and anointing with olive oil was adopted morning and evening. As decided we gave the patient a single dose of four

globules of Hypericum 200 and left for the night.

The following morning we were pleased to see some change for the better, the unconsciousness being not so marked and we were informed that there was less restlessness through the night. This little improvement continuing up to the time of our evening visit, the Hypericum was not repeated, but a dose was left to be given if necessary through the night. This dose was administered but no further improvement occurred, and in the morning we prescribed Belladonna 200 in a single dose. A senior colleague's consultation was now asked and we met in the evening. He suggested Zincum Metallicum 12, two or three doses of which were administered till the following morning. Finding some change for the better we agreed to wait, but by the afternoon the improvement had passed away and a fresh prescription seemed necessary. Reviewing the case anew it seemed clear that we had to do here with cerebral meningitis with effusion of traumatic origin. That classical remedy in this pathological condition, *viz*; mercury, suggested itself to our minds and without delay a dose of four globules of Mercurius Corrosivus 200 was ad-

ministered. This was between 4 and 5 p.m. and we saw the patient again about 9 a.m. the following day. Imagine our surprise and joy on being told by the members of the family that the sick man had recovered consciousness sometime during the night, that in the early morning he had sent for his wife, his favourite daughter and his elder brother, and, putting his arms round the neck of the last, he wept like a child, telling him how sorry he was to have put them all to so much trouble. We judged for ourselves that consciousness had quite returned though the brain showed symptoms of instability in more than one direction. From this day the patient continued to steadily improve, but sleep was very disturbed and restless and we had to administer a dose of Stramonium 200th, as some delirium and even violence at night rendered it necessary. At this stage, when the patient could engage in long conversations with his doctors, he informed us that for nine long years he was in the habit of taking Lalor's Phosphodyne for brain and body fatigue, the result of hard work and anxiety. He was also subject to fits of vertigo and it was hinted to us that he fell off his horse in one of these fits. We could now

understand the condition of the patient's brain and prescribe better for its instability. To prescribe "a hair of the dog that bit him" suggested itself to our minds and we administered a single dose of two globules of Phosphorus 200 with the happiest result. As the great Hering taught, medicines in high potencies are able to antidote the effects of their crude doses. Under this dose of Phosphorus the brain began to lose its excitability, sleep came more naturally and the patient slowly returned to his original mental frame. The scalp wound did not heal so very readily as was expected. One little portion of it showed a tendency to exuberant granulations, but as the general health improved the trouble passed away.

Thus passed out of our hands cured a difficult surgical case treated on strict homœopathic principles, the local medicinal treatment of the wound was deliberately avoided to give the internal homœopathic remedies, in single doses; the best chance of action. The end justified the means and was one more illustration of the success of Hahnemannian Homœopathy. The fame of this cure spread far and wide, and we had the immense satisfaction of knowing that a good many people were considerably strengthened in their belief in Homœopathy. Our brethren of the

old school may have their doubts regarding the homœopathic healing of this case—but seeing is believing.

1911

THE STORY OF MY CONVERSION TO HOMŒOPATHY

(A lecture delivered at the Central Homœopathic
College, Calcutta.)

By W. Younan, M.B., C.M. (Edin.)

Gentlemen,

When your Principal Dr. J. N. Ghose requested me to address you on subjects of importance to Homœopathic students, I confess I felt some diffidence in acceding to his request, for I knew that my leisure was very limited and that my experience in lecturing to students was the same. But when I considered Dr. Ghose's proposal to put before you the experiences of my homœopathic life, I felt that I would secure your indulgence for many shortcomings that would result in the attempt.

Like a large number of Homœopathic physicians I came over from the Allopathic school and I would like to put before you to-day the experiences of my early homœopathic career, hoping

that they may be of benefit to all of you entering into the same profession.

I believe my leaning towards homœopathy began in early life. As a boy 12 years old I suffered badly from a form of vomiting dyspepsia which made me very ill and which could not be relieved by any of the prescriptions given me by our family doctor, a man of long experience. An uncle of mine, since dead, was an ardent amateur homœopath and he induced my mother to allow him to prescribe homœopathically for me. I remember receiving at his hands a dose of Nux Vomica 30 in the morning followed by a dose of Sulphur 30 in the evening, with the result that from that day I vomited no more and was cured. To my youthful mind the result was very surprising, especially as I had suffered so long and was not relieved by Allopathic treatment.

When I became a medical student a favourite text book was Prof. Sydney Ringer's "Handbook of Therapeutics" and I read and re-read the book with the greatest satisfaction, little thinking that I was planting the seeds of Homœopathy in my young medical mind. As my studies continued I knew no other Therapeutics than Ringer's, and I was so enamoured of it and so convinced of its truth that I actually refused to copy a single

prescription put on the black-board by the Professor of Medicine at the Edinburgh University, Sir Thomas Grainger Stewart. To me these prescriptions appeared to be long, mixed and complicated, for Ringer's Therapeutics had set me against polypharmacy already.

I would like to relate to you a little incident of my student days in the Edinburgh University in this connection. When I was a senior student, I was a clinical clerk in the Wards of Prof. Stewart, and I remember so well a case of Exophthalmic Goitre that had been under treatment a long time without relief. At the patient's bed-side and before the whole class I timidly asked Professor Stewart if he had ever used Belladonna as a remedy in this disease. No sooner had I put this question than the Professor put his arm into mine, led me out of the Ward into an adjoining room and asked me where I had read about the use of Belladonna in Exophthalmic Goitre. On my telling him that I had got my information from Ringer's "Handbook of Therapeutics", this was his noteworthy reply :—"Mr. Younan, I have no faith in Ringer's observations—I think him far too credulous". Little did I think then that was an indictment of Homœopathy from the leading physician in Scotland ! However, I listened patiently, but

was not convinced, I fear, for Ringer's book had grown more and more in my estimation as I read and digested each paragraph of it. Professor Stewart, I need hardly say, was strictly honest in his convictions, and it was only in later years that I understood the entire meaning of his remark. You will be glad to know, gentlemen, that this little incident in my student days secured for me the good will and esteem of my respected Professor, and later when I appeared for the final examination Prof. Stewart saved me from the exercise of a little tyranny on the part of the co-examiner.

On returning to India I set up practice in this town and for six or seven years remained in the ranks of the Allopathic profession, my practice however being entirely moulded after the method of Ringer's Therapeutics. My medical friends used to describe me as a timid practitioner and I learnt that my prescriptions used to provoke a little laughter at the dispensaries to which they were sent. I did not mind it, however, for I had apparently more success with Ringer's method of single drugs and minimum doses than others with whom I compared notes.

Need I say that from the very beginning of my practice here my late uncle, to whom I

have already alluded, spoke frequently to me on the subject of Homoeopathy and gave me his books to read. Imagine my surprise when in going through Hughes' "Pharmacodynamics" and his "Practice of Medicine" I discovered the inspiration of Dr. Ringer's recommendations, for it was very evident that the latter had looked into Homoeopathy and that probably Hughes' work had given him ideas of English Homœopathy. Of course I was very delighted at reading Hughes' "Manual of Pharmacodynamics" and on the quit I began to test certain of its recommendations at the bed-side of the sick. In passing, gentlemen, I would recommend you to read both Ringer's "Handbook of Therapeutics" and Hughes', "Manual of Pharmacodynamics," if you have not done so already. But I better tell you that it is not my intention to allow you to be content with the Homoeopathy of the English School as represented by Dr. Hughes.

Having acquired a taste for Homoeopathic reading, I turned to the writings of the Master and read first the "Organon", next the "Materia Medica Pura" and lastly the "Chronic Diseases." I soon learned that the Homœopathy of the Master was something very different from that represented by the English School. To which I

gave the preference, I think most of you know, for at the end of my Homœopathic studies, I called myself a Hahnemannian and was determined to follow out that teaching and practice and no other.

I cannot refrain from relating to you an incident in my study of the "Materia Medica Pura". In reading the introduction to the proving of Aconite, the first drug of the "Materia Medica Pura", I could hardly believe that Hahnemann was in earnest when he wrote that "a single dose of 2 globules, the size of poppy seeds, of the 30th potency of Aconite was an all-sufficient dose for the cure of inflammatory fever where the Surgeon would use the lancet for the purpose of bleeding! Such a remark to an Allopathic physician, fresh from his studies fell like a bomb-shell, and I remember throwing the volume of *Materia Medica* I was reading from one end of the bed to the other with the remark—the man is mad. However, wiser counsel prevailed, and as I had more than once read that Hahnemann had described his system of medicine as an inductive one, I made up my mind to make the experiment myself and then to decide. Accordingly I procured a phial of Aconite 30 in very small globules and awaited its

use in a case of Inflammatory fever as recommended. This was not long in coming, and I was called to a child with a temperature of 106, full bounding pulse, flushed face and eyes, severe headache, thirst and restlessness, all which symptoms I had been taught would be those of inflammatory fever, I administered 2 little globules in a little water and bade the mother, who had confidence in me, to give no other medicine but to take the child's temperature hourly and that I would call in the evening. On doing so my surprise was better imagined than described on finding that the temperature record showed an hourly decrease and that it stood at normal at the time of my visit. Such proof of the truth of Hahnemann's inductive science was enough to take the bottom out of my medical conceit and scepticism, and I was from that day a confirmed homœopath, and looked upon Hahnemann as my new Master in Medicine whose teaching I would in future implicitly obey. This is the history of my conversion to homœopathy and I am glad to tell you, gentlemen, that I have remained a faithful disciple despite much opposition and ridicule.

Before I close for to-day I should like to tell you what books I have found useful in the study of Homœopathy for I have been frequently

asked the same thing by students, and young practitioners. I repeat again and again that no one can gain a true idea of Homœopathy unless he reads the Master's writings and digests and assimilates them. So that you must study the "Organon", which is the exposition of the Homœopathic doctrine and then pass on to the "Materia Medica Pura," paying particular attention to Hahnemann's introduction to each drug and noting most carefully his dosage or Posology for may you know, gentlemen, how much controversy ranges round this particular point, and how much difference of opinion and practice is met with. This is a question upon which I hope to address you on another occasion. Let it suffice, for the present, for me to advise you that the teaching of the Master on the question of dose you will ever find correct. I, for one, have never known him wrong in this or in any other portion of his teaching, and I pray you to cultivate such reverence for the Master and his work as is due to him from every thoughtful student. Such a frame of mind will be no stranger to Indian students whose reverence for their gurus rightly becomes good chelas !

After having read the "Materia Medica Pura," you will pass to Hahnemann's greatest work the

“Chronic Diseases”, the biggest monument to his genius and that which makes Homœopathy the masterpiece in medicine. You will find the first part of the work an exposition of the doctrine of chronic diseases, an exposition so masterly that the mind of the student wonders at the depth of the Master’s learning. To reverent minds such unfolding of God’s truth is explained by inspiration, and it is always a joy for me to believe that Hahnemann’s writings were inspired! If you cultivate this frame of mind, you will never allow any doubt or disparagement to enter into your belief, and should you desire proof of the truth of the teaching, you can make experiments on the lines indicated by the Master, and you will find that his challenge to the world was not in vain, “Mine”, said he, “is an inductive system of medicine; make the experiments for yourself as I have indicated, and if you do not come to the same conclusions as myself, throw Homœopathy away and call me a liar.” Can anything be fairer than this and it is our duty as honest and intelligent men to settle the matter in this manner.

After having studied the works of the Master I recommend you to read those of his devoted disciples and admirers, the writings of the late lamented Carroll Dunham, his “Lectures on

Materia Medica" and his beautiful essays comprised in his work "The Science of Therapeutics." If we had more men like Carroll Dunham in the ranks of homœopathy there would have been more general appreciation of the System of Medicine to which he devoted his short life! Most students of the present day are familiar with the writings of Dr. Nash, which, though often faulty in manner, are however excellent in matter. And lastly we come to the latest Hahnemannian exponent, Professor Kent, whose lectures on Materia Medica and homœopathic philosophy are worth their weight in gold. Dr. Kent has indeed drawn excellent drug pictures in his Materia Medica and his lectures on the philosophy of Homœopathy are such as will impress themselves indelibly on your minds. In my early student days I had occasion to write to Dr. E. W. Berridge of London, the oldest English Hahnemannian living, about the use of a suitable Materia Medica. In reply he advised me to get Hering's "Guiding Symptoms", as the best Clinical Materia Medica. The work is in 10 large volumes and is indeed most excellent, but a condensed form of his Materia Medica exists in one large volume which students find more convenient and less expensive. The great Hering was a contem-

porary and countryman of the Master and therefore learnt Homœopathy from his lips. Going over to the States he established Homœopathy on a firm basis there, and is therefore appropriately styled "The father of American Homœopathy."

This is in short all I have to tell you to-day gentlemen, and I hope you will profit by the experience of an older man than yourselves and one whose conversion to Homœopathy was whole-hearted and sincere.

VACCINOSIS

In the last February number of "The Homœopathic World" appeared a leading article under the above heading—its appearance at this time is very opportune, now that an Epidemic of Small-Pox is subject matter of daily conversation, both lay and professional.

Every Homœopathic Physician is tired of dissuading people from being vaccinated in the ordinary way, while Allopathic Physicians are never tired of persuading people to have the operation of Vaccination done without delay.

What is the Homœopathic objection to crude Vaccination? The principle of Vaccination is Homœopathic, *while the dose is not.*

The Science of Homœopathy rests on three pillars—the Law of Similars, the Single Medicine and the Minimum Dose.

And what is Vaccinosis, of which we are writing ?

It is the diseased condition of the system induced by the introduction into it of a poison, euphemistically called Vaccine Lymph, but which is really Vaccine Pus.

We do not get the Cow-Pox Disease to order, and so the Virus is passed through the human subject, and the resulting Lymph or Pus is preserved in sealed tubes, to be used whenever and wherever occasion arises for its use. Just reflect for a moment on the heredity of an agent so prepared and so used.

Many conscientious objectors to Vaccination base their objection on this ground, and rightly so.

Compare the risk run by a person vaccinated in the ordinary way with that which is incurred by one who is vaccinated Homœopathically. In the latter case the Virus is run up to a high potency or attenuation by the methods laid down by the Homœopathic Pharmacopoeia and the risk of overdosing or poisoning is reduced to a minimum.

It is well to remember that the immunity

conferred by Vaccination from Small-Pox is relative and not positive. Most of us know of people dying of Confluent Small-Pox soon after a successful Vaccination, and we homoeopaths believe that the potentised Virus is *as* protective as the crude one, when *it is protective*.

It may surprise you, gentlemen, to hear that on one occasion I yielded against my will to the repeated solicitations of a Life Insurance Agent. When the business was well under weigh I received a communication from the Insurance Office that as the examining officer could hardly find marks on my arms of a primary Vaccination, it would be necessary for me to be re-vaccinated. This necessity proved to be the utter collapse of my Insurance Policy—both the Insurance and the Insurance Agent were put off *sine-die* !!!

When a student at the Edinburgh University I had been taught to revere the memory of Jenner as one of the benefactors of the human race. Vaccination, as introduced by him, was considered an unalloyed blessing. But though it is half a century since I was a student I well remember a circumstance which took the bottom out of my medical conceit.

Very shortly after I took my degree, a Senior Doctor, practising at Folkestone in the South of

England, requisitioned my services as an assistant for a few weeks, to enable him to take his annual holiday.

I was called one morning to a neighbouring cottage, and on my arrival there found a fire burning at the far end of the dining-room, and close to the fire I noticed a heap of blankets apparently covering an object beneath. Just then the lady of the house appeared and I asked her the meaning of a fire on such a hot day—for the South of England, especially by the sea-side, can be quite hot in the Summer and Autumn months. And what is the object by the fire-place covered with a heap of blankets? "Come and see Sir," was her reply. Taking me to the place, she pulled aside the blankets and revealed the figure of a child covered from head to foot with an eruption as thick as the bark of a tree.

What is the meaning of this? I asked. And the distracted Mother of the child replied that a second Vaccination was responsible for it. What a shock to my nerves, when from my early student days I had learnt to regard Jenner as a hero and his discovery of Vaccination as one of the greatest in the domain of medicine !!

Unfortunately my stay at Folkestone came to an abrupt termination and I heard no more

of the patient—but the memory of this case has never faded, and as the years went by it served as an illustration of the ill-effects of Vaccination.

How many ill-effects have accumulated with the experience of years of Medical practice it will be difficult to calculate. I have become, and mean to remain, an anti-vaccinationist. By a strange coincidence when I married rather late in life, my wife told me that her Father was an anti-vaccinationist also, and had paid fine after fine to the French Government. (The family lived for years in Paris) rather than get himself and his children vaccinated. It is very sad when the pendulum swings to the opposite extreme. Truth often lies in *medias res*.

Only a few days ago I heard of a leading Allopathic Doctor who could not in conscience recommend Vaccination to his patients.

“My child,” said he, “developed unusual and alarming symptoms after Vaccination and was saved from death with difficulty. Besides all the European patients admitted into the Small-Pox Wards of the Campbell Hospital had been vaccinated shortly before the attack.”

This reminded me of an incident which occurred shortly from my return to India from my studies in Edinburgh. A rich lady from Agra, with her

two daughters, came to see my Mother. In course of conversation, and as there prevailed an epidemic of Small-Pox in town at the time, I naturally asked if she and her daughters had been recently vaccinated. "Don't talk to me of Vaccination," she replied with tears in her eyes. "I lost two bonny boys of Confluent Small-Pox soon after a successful Vaccination."

How her remark cut me to the quick, and how it set me thinking of the possibility there might be of Jenner's discovery of Vaccination not being the whole truth after all!!

How many of us, practitioners of the medical art, would have a similar story to relate?

We Homœopathic Physicians, therefore, have our own method of Vaccination, and we believe that the so-called Vaccine Lymph is rendered safe by being highly potentized.

In our method of case-taking, the question is invariably asked, how often have you been vaccinated? And when it is found that the operation has been repeated, an antidote to the poison is prescribed and usually works well. Of such antidote there is more than one. A favourite with me is *Mercurius*. In *Thuja Occidentalis* is another. In *Antimonium Tartaricum* is a third. Re: the last, I well remember a railway journey

to Hooghli I made in the company of a well known Senior Allopathic Doctor who had served the Campbell Hospital for many years. The conversation naturally turned on subjects medical, and, as it was the Small-Pox season, I told my companion that Homœopathy possessed a number of specific remedies for this fell disease. Antimonium Tartaricum, Tartaremetic, came in for a lot of praise, and its skin symptoms, in the proving of the Materia Medica under that drug, were pointed to as being similar to the eruption of Small-Pox. Startled by this revelation my companion confessed that on one occasion he had given Antimony injections to a patient supposed to be suffering from Kala-Azar, and, as a number of pustular eruptions appeared on the skin, he decided that the poor fellow had developed Small-Pox. No time was lost in sending him to the Small-Pox Wards of the Campbell Hospital where he died. Assuring my companion that he was responsible for the death of that poor man, I hoped he would become a better and a wiser man !!!

W. YOUNAN.

M.B.,C.M. (Edin.)

April 10, 1931.

1/1 Wood Str.

PART I

YOUNAN'S
THERAPEUTIC HINTS

ADRENALIN 200, 1M

In Exophthalmic goitre

A remarkable case of cure with this remedy is given below.

An unmarried girl of 16, an inhabitant of Karachi, was suffering from distressing symptoms which was diagnosed as Exophthalmic goitre by the local physician. Having failed to get any relief by treatment there, she was brought down to Calcutta by her brother and placed under Doctor's treatment. On examination very quick pulse, rapid heart action and great dyspnoea was found. The eye-balls were protruding and throbbing of the large arteries at the root of the neck could be seen. She looked emaciated and weak. A little movement increased the fluttering of the heart. The thyroid gland was very prominent. She had practically normal appetite and stools. But during the aggravation of symptoms there was a loss of appetite and she felt feverish.

She had her normal menstruation regularly from the 14th year. There was no particular history of any disease in herself or in her family. She was twice vaccinated of which the first one only was successful.

Doctor prescribed Adrenalin 200 with usual phytum. A fortnight later the patient reported that she was feeling somewhat better, but as there was no further improvement the dose was repeated at the end of the month, which showed marked all round improvement in the condition of the patient. She was under our treatment at Calcutta for more than two months at the end of which the pulse was almost normal, and the fluttering of the heart no longer troubled her. She gained in weight and glow of health appeared on her cheeks and face. She went back to Karachi and married. She came once more about a year after. She reported that the old trouble had appeared though in a milder form and 1M of the same remedy was prescribed and she was cured and went back home.

AGARICUS MUSCARIUS 200

In Tubercular glands and Chorea

A lady patient aged 22 hailing from Giridih came to Calcutta for treatment. She was of

medium built, but rather tall and fair. She had chains of indurated glands on both sides of the neck. There was a daily rise of temperature which could not be checked by the usual treatment; subsequently several T.B. injections were given which did not improve matters. She began to lose weight and strength. No special history in the family. She could neither stand cold nor heat. She was a bit constipated with practically normal appetite.

Her menses were regular but she had no child up to that time. Doctor prescribed Agaricus Muscarius 200 as an antidote to the evil effects of the injections and it was repeated at the interval of one month. There was gradual improvement and ultimately the patient was cured.

I take this opportunity to place before you 2 remarkable cases of cure of chorea by this remedy.

1st Case.

A boy of 14 from Benares was suffering from spasms in the throat and emitting an involuntary peculiar sound of a choking character for about a year. Dr. Younan kept the patient under observation, as he had been under the treatment of many Doctors, Kavirajes and Hakims.

He decided and asked me to write a prescrip-

tion of *Agaricus Muscarius* 200. 1st dose and a phial of globules (phytum) to be taken as directed. After a few days the boy showed signs of improvement and gradually the spasm stopped and he was cured permanently.

2nd Case.

A boy of 7 from Entally market had peculiar jerks and sometimes twitching of the right arm continuing for some months. Doctor prescribed 2 doses of *Agaricus Mus.* 200 at long intervals which completely cured him.

ALUMEN 200

In Ovarian tumour

A married middle-aged lady of Sitaram Ghose's Street was suffering from what was diagnosed as a growth of a tumour in the ovary. She was a barren woman, fatty built. Her menses were irregular and faulty. Latterly she began to suffer from slow fever in the evening, and acute pain in the abdomen. She grew weaker and weaker and became anæmic and took to bed. She was very highly constipated, some days passed without any stools, and on others there were hard, dry and difficult stools. All her symptoms aggravated during the full moon. Observing it, Doctor prescribed *Alumen* 200.

The medicine produced slow but sure improvement and she began to recover and a second dose finally cured her in 3 months time.

ALUMINA 200

In Infantile paralysis

Dr. Younan was called at Lakhi Dutts Lane, Baghbazar to treat a baby, aged two, who was suffering from high fever, pain in the lower limbs which were very tender to touch. He was lying quietly and was having alternate dryness and sweat on the skin. There was obstinate constipation and he passed stools in balls and pellets. He had great thirst and drank a large quantity of water. He was given Bryonia 200 : and then Silecia 200 : but they did not produce satisfactory result. On his subsequent visit, he observed that the child was developing symptoms of paralysis of the lower limbs. Both the legs were almost stiff ; baby cried out on attempting to extend the legs. Alumina 200, was prescribed ; fever subsided gradually and the baby became free from paralysis.

ALUMEN 200

In Diabetis

In 1916 Baboo Benoyak Dass Acharjia Choudhury a big Zaminder of Muktagacha (Mymensingh) aged about 40, fair colour, medium stature with good physique, then living at Lansdowne Road, was suffering from diabetis with the following symptoms. Temper grown irritable, urine normal but there was sugar, appetite for various things specially highly spiced food. He was losing weight and flesh. Sometimes there was a little rise of temperature. He was treated by an eminent Kaviraj of Mymensingh, then by Allopaths without any benefit. Some of them thought it to be a case of Colitis. At this time Dr. Younan was called in and he gave some medicine but the result was not very satisfactory. So the Doctor was called again, and we both visited his house at Lansdowne Road, where we met his family doctors and Kaviraj. We found the patient in a very dejected mood on account of constipation which was becoming worse and worse. He passed stools in flat and thin shape, taking a long time to evacuate the bowels fully. Dr. Younan thought over his case deeply and prescribed Alumen 200. To our

utter surprise, the patient improved rapidly in every respect and after a few days returned to Muktagacha in good health and spirits.

ALUMINIUM METALLICUM 200

In Threatened Diabetic Coma

A patient, aged about 62, of Beliaghata, was suffering from a severe type of Diabetes. He was under the treatment of Dr. Manook. As the case was growing worse and the patient was slowly passing into a comatose condition Dr. Manook gave a call to Dr. Younan for consultation. Doctor found the patient in a drowsy condition, incapable of recognising men or answering questions. There was great prostration. He had no stools for four days, but was passing urine off and on, involuntarily wetting the bed.

Depending on the age and the peculiar constipation, Doctor prescribed Aluminium Met. 200 with splendid results. The patient began to pass stools normally, the drowsiness disappeared and he could talk and recognise men and there was a distinct all round improvement.

AMMON CARB 200

In Lumbago

In 1914 Dr. Younan went to Puri on a professional call. During his stay there, he was attacked with chill, fever and severe pain in the lumber region, affecting both the kidneys. He returned to Calcutta in great distress. Fever and pain continued for 2 weeks. He could find no relief from pain. Some of his Doctor friends attended and suggested different medicines as *Ars.*, *Rhus Tox.*, *Causticum*, *Berberis* etc., but none of them gave any relief. It remained as intense as it was before. For the pain, he could neither lie down nor sit; he spent day and night standing or gently walking on the floor of his bed room. One evening, while in utter despair, he took out the phial of Ammon Carb 200 from his bag as his constitutional remedy. He dropped two tiny globules on a clean dry spoon and put them on his tongue dry. Soon after taking it, he felt comfortable, and the pain began to decrease. The very next day the fever left him and he began to feel better and better and was all right soon.

ANACARDIUM ORIENTALE 200

In Dermatitis

Mr. Nanda Lall Mukherjee a young graduate and a resident of Burdwan was staying at Calcutta for completing his studies. He was a man of short stature, rather medium built, and of medium complexion. He suddenly became aware, that at times his face becomes puffy, urine was scanty and his limbs become heavy. He had his urine examined and albumen was detected in it. He tried Allopathic medicines but as there was no improvement, he placed himself under Dr. Younan for treatment of chronic albuminuria. There was no history of any venereal miasm. He had malaria which was suppressed by quinine and skin disease which was suppressed by local application. Doctor treated him with Ars. Alb. 6, and kept him on it and repeated it when he thought fit, and this finally cured him. Two years later, the same young man was attacked with a virulent type of skin disease which was diagnosed as Dermatitis at the Medical College. The patient suffered intensely from burning and itching of the skin which increased on scratching. He had grown

very nervous and was very anxious about his cure. Anacardium 6 was prescribed which made marked improvement, then 200 was given which produced wonderful result and he was completely cured.

APIS MELLIFICA 200

In Kala-Azar

A Mahomedan gentleman of East Bengal brought down to Calcutta his two sons for treatment of Kala-azar. At home they were treated by the Local Physicians but the fever was not checked. They were taken to Calcutta for treatment by injections which also failed to cure them. The fever ran on its course making the patients weak and anaemic. As a last hope, their father put them under the treatment of Dr. Younan. The patients had a moderate rise of temperature every afternoon, there was little thirst during the paroxysm and at times there was practically no thirst. The fever used to end with a scanty sweat. Both of them had large abdomen with a very enlarged spleen. They appeared to be quiet in nature and were hot patients. Their appetite was normal but they were rather constipated. Dr. Younan

tried Apis 200 in both the cases. First there was a definite reaction with rise of temperature. A few days later the fever stopped. Some time after, it appeared again and a second dose of the same remedy was given and the boys were cured.

APIS MELLIFICA 200

In Ringworm

A young student from Patna was suffering from a bad type of ringworm which was so itchy that he could not keep quiet for a moment. He had to scratch his body over and over again without any relief but it caused much burning. He used to get relief after cold bath and a cold application. There was no history of venereal or other miasm. He could not stand heat but liked cold. He tried Homœopathy at Patna which gave relief for a while but the trouble soon appeared again. He came down to Calcutta and consulted Dr. Younan, who prescribed Mercurius Sulphuricus 200 which gave relief but a few months later it appeared with virulence. He consulted Doctor once more and this time Apis Mellifica 200 was prescribed which produced

excellent result and after a long interval I M of this remedy was given and the young man was completely cured.

ARGENTUM NITRICUM 200

In Rickets

One Doctor Bysack practising at Tipperah brought his son down to Calcutta for treatment. The patient, a child of three, very intelligent and precocious was suffering from malnutrition. The child had keen appetite, wanting food oftener. He took more food than was normal for his age. In spite of it he never put on flesh but was thin and rather pale. The root of the trouble appeared to be irregularity of the bowels. Usually the bowels were loose and the evacuations were white. The child was peevish and restless. No venereal taint in the family. At first Iod. 200 was tried. It showed much improvement in the patient. A month and a half later acute diarrhoea set in, mostly in the morning. Sulphur 200 was given which did not produce the desired effect. Soon after, the diarrhoea increased again, the colour of the stools were now yellowish green, appetite was as keen as before. He became very fond of sweets,

but had great aversion for milk and barley-water. He insisted on having rice. The diarrhoea reduced the child much and practically confined him to bed. Doctor prescribed Argentum Nitricum 200 which arrested the progress of the disease. The diarrhoea was checked and the stools became consistent and by and by the child recovered. A month after, he was taken back home quite a healthy and happy boy.

ARS. ALB. 3x TRIT.

In Liver Abscess

A young Doctor, state physician to the Mourbhanj Raj, brought his mother to Doctor with great difficulty. She was suffering from enlarged liver which was hard, having continual dull aching pain with much sensitiveness. She was moaning for the pain, very restless had no sleep for days together; constant thirst for small drinks, eyes were jaundiced, high temperature persisted. She had grown so weak that she fainted now and then. At first she was brought directly from Mourbhanj to the Medical College, Calcutta, where the leading Surgeon declared it to be a case of liver abscess and wanted to operate but as the patient was

unwilling, she was taken to Dr. Younan, who after examining her carefully and taking the full history of her case, decided it to be a case of suppression of fever by Quinine and gave her Ars. Alb. 3x one dose half a grain and phytum to be taken as directed. On the third day her son reported that nearly half of the pain was gone, her temperature fell down and the patient felt easier. Within a week there was a decided improvement. The patient was ultimately cured and returned to Mourbhanj.

ARSENICUM—HYDROGENISATUM 200

In Incipient Tuberculosis.

Mrs. Rajeswari Prosad, daughter of Mr. Kamaleswari Prosad of Bhagalpore had a swelling of the gland of left arm pit with suppuration. The Local physician declared it to be of scrofulous origin. The patient's father, who was an admirer of Dr. Younan and his mode of treatment, brought down his daughter to Calcutta.

She was a mild and patient young lady of short stature ; rather medium built. She had continuous high fever and pus discharge from the affected gland. Doctor prescribed Kali Sulph. 200 to be taken internally and suggested Homœo-

pathic dressing with pure Olive Oil and plain cotton. She was cured in about a month and went back.

A year after she was brought again. This time she was suffering from continuous fever with distressing cough and pain in the chest. She also had night sweats. On examination, Doctor found the throat congested and tonsils enlarged but no particular lesion could be detected in the lungs. Doctor prescribed Kali Carb. 200. but the condition did not improve much. Phosphorus 200 was tried, the patient gradually improved and went back. After two months we were informed that the fever had relapsed with cough and pain in the chest, which was ascribed to a shock caused by the fall of a child on her chest. Arnica Mont 200 was prescribed and we were pleased to learn that she got well.

We were surprised to find the lady in our office room about three months after. We were told that she had an attack of Influenza. Since then the fever and cough had become persistent and recently traces of blood were detected in the expectoration. She was very restless, thirsty and weak. On examination lungs were found to be congested. Ars. Hydrogen. 200 was given and produced wonderful improvement in a very

short time. Subsequently I learnt that she was keeping well.

ARNICA MONTANA

In Rheumatic Fever

A young unmarried girl, daughter of an Advocate of the High Court was suffering from Rheumatic Fever. She was confined to bed and suffered intensely. Her Allopathic Physicians could not show any improvement in her condition. By and by the heart became affected causing Hypertrophy and dilatation of the organ. Her condition grew worse and worse and the case was declared to be almost hopeless. At this time the father changed the system of treatment and gave a call to Dr. Younan. We found the patient in a very precarious state. She was very uncomfortable on account of the fluttering of the heart and was in such a condition that it might stop at any moment. Doctor looked grave and hoping against hope prescribed Arnica Montana. The remedy acted miraculously. There was much soothing effect; heart toned up, fever subsided and we became hopeful of her life. This was followed by Euphorbium 200 for the remaining symptoms of Rheumatism. She gradually recovered—

We heartily thanked God for making us instrumental in saving her life.

ARS. SULPH : RUBRUM 200

In Gall-Stone Colic

A young lady of Kidderpore aged about 25 of a respectable family, was suffering from severe pain in the region of liver with fever. She was taken to the medical College, where on examination they diagnosed it as a case of Gall-stone colic and wanted to operate as the only means to cure her. The patient was unwilling to be operated on. So her husband brought her for treatment to Dr. Younan. She was found suffering from pain in the liver; constant fever with occasional remission; sometimes fever began with a chill, very restless and despondant of recovery. Constant sensation of burning all over the body. During this illness she had grown irritable. She liked and could stand cold all along. She was constipated and began to lose her appetite.

Doctor prescribed Ars. Sulph : Rubrum 200 which gave great relief from pain and fever disappeared a week after. There was again fever and pain. The dose was repeated and ultimately she was cured.

BARYTA MURIATICA 200

In Rickets

Baby Wilkinson was placed under Doctor's treatment when he was a child of two. He was seldom well and suffered from various disorders of the lungs, throat and digestion. He was treated for those complaints with different remedies like Ars. Bell. Ammon Carb. Hepar Sulph. etc., and was relieved of the symptoms. The most out-standing feature of the case was retarded physical and mental growth. He could hear and understand what was said to him, but answered by signs and lispings like a baby. When the child was about five, his father was transferred to Calcutta and he was regularly brought to doctor's office for treatment. The child looked pale, dull and rickety. He could not even stand without help and had a weak heart. The tonsils were enlarged and he was very susceptible to cold. He preferred open air and was very fidgety and wayward. But he had great fondness to drive in a gharry. There was no particular history of any chronic miasm. After deliberation, Doctor prescribed Baryta Mur. 200 and there was some improvement.

About this time, the Doctor died and the

treatment was discontinued. Soon after, the parents noticed a set back in the improvements; the child again began to lose weight and suffered from malassimilation. This made the mother very anxious and she brought the child to me. I placed him on the same remedy, repeating it whenever the progress seemed to be checked. The child has so far improved now, that he can talk a few words and walk without any help and even run a few yards.

BELLADONNA 200

In Epileptic fits

A child aged 5 was brought by his father from Rajshahi for treatment of Epileptic Fits. He had the fits since he was 3 years old and was treated by various Homoeopaths, but to no purpose. At last despairing of a cure of his son, the father, at the advice of his friends, brought the boy to Calcutta and placed him under the treatment of Dr. Younan. The fits usually were of short duration; they used to come and pass off suddenly, recurring several times during the day. There was this peculiarity, that when the fit came at a longer interval, it would last longer but it never occurred at night or during sleep.

The child was of a very fidgety nature. Family history showed no venereal miasm. Doctor selected Belladonna 200. The first dose stopped the fits. It was repeated after two months and the child remained free from the attack after which no further reports were received from him.

BERBERIS VULGURIS 200

In after effect of operation of (Fistula in ano)

Dr. Younan a staunch Homoeopath liked to cure patients without the aid of the knife. He used to say, that in some cases Surgery (operation) does more harm by closing up the outlet. He was particularly reluctant to advise his patients to have fistula in ano operated. I take this opportunity to cite a case illustrating the evil effects of operation.

A young man between 25 and 30 was suffering from Fistula. He had it operated on and the ulcer healed up. But soon after, he became subject to bowel troubles with rumbling of wind and Diarrhoea every now and then. He wanted various food but he could not take any appreciable quantity. He began to lose flesh and was getting fever. A few days after, the fever went on without intermission and he began to have troublesome cough with copious expectoration,

pain on the chest and on the liver. Doctor tried 2 or 3 medicines without any effect. At last, after due consideration, he prescribed *Berberis Vulgaris* 200 which gave great relief to the patient by checking the fever and diminishing the cough.

CALCARIA ARS. 30

In Palpitation of Heart

A patient was brought to Doctor Younan's office for treatment of heart trouble. He was a grown up boy of about 18; rather short for his age, well built and looked strong. But he had palpitation of heart on a little exertion followed by copious sweat particularly on the head. At times, he complained of rush of blood into the head. There was no particular history of any serious illness or any miasm, in himself or in his family except psora.

As a boy he had suffered from skin disease which was suppressed by local application. Dr. Younan, on examining the heart found no organic lesion except quick palpitation. He prescribed *Calcarea Ars* 30 one dose and a phial of *phytum* globules to continue for 15 days. After a fortnight, he returned to our office with a sound heart and good spirits.

CALCARIA FLUOR.**In Indurated gland**

The wife of a Head Master of a School at Sylhet was suffering from Uterine trouble. The Local Physicians failed to give any relief. She was brought to Calcutta for availing herself of the best Homoeopathic treatment and was placed under Dr. Younan, who cured her thoroughly in 3 months. The husband was impressed with the efficacy of the Doctor's treatment. He eagerly informed Doctor of his own complaint and wanted to have it cured. He had a hard stony growth, of the size of a hen's egg, on the right side of the groin. He was a man of about 45, rather tall and fat, with regular bowels. He was seldom ill. He disliked milk. There was no venereal taint. Doctor examined the growth and gave Calcarea Fluor 30 and repeated it at intervals. Slowly the growth began to decrease in size and hardness, and in 6 month's time it totally disappeared.

CALCARIA FLUOR.**In Sarcoma**

An upcountry boy a resident of Barabazar was suffering from a growth on the left thigh. He was aged about 15, slim and of poor physique.

It was diagnosed by an eminent surgeon as Sarcoma. The boy was operated upon twice, there was no reduction, but the growth began to increase rapidly. So his father brought him to Dr. Younan. On close questioning, it was found that the boy had not suffered from any Chronic ailment, nor were his parents victim to any disease that may be inherited by the child. The boy had normal appetite, but he had an aversion for milk. He was of a moderate temperament and he used to perspire easily, particularly on the head. Doctor prescribed Calcarea Fluor 30 and the progress of the disease was checked. It was repeated at long intervals and the boy was cured in 6 months.

CALCARIA PHOS. 200

In Infantile Liver

A baby aged 3 was brought from Janai to Dr. Younan's office for treatment. He was a good looking quiet child, used to perspire freely on the head. He was suffering from enlargement of Liver and fever at irregular hours, he had little thirst even when the temperature was high. There was looseness of bowels with whitish stools. No history of any special miasm in the family. The father was very anxious, as he

believed it to be a case of infantile liver. Doctor gave him an assurance that it was not yet a case of Infantile liver and there was every hope of a cure.

Doctor prescribed Acid-Phos 200. The baby improved and remained well for a few days. But he was ill again with all the above symptoms. Moreover, there was further emaciation with weakness inspite of increased appetite. This time Calcarea Phosphorica 200 was given with a phial of globules, which produced wonderful result ; the fever and diarrhoea were gone and the baby was completely cured in a month's time.

CALCAREA SULPHURICA

In Enuresis Nocturna

Enuresis Nocturna is a common trouble of childhood. (It is caused usually by the weakness or irritation of the nervous system of the genito-urinary organs due to worms of other causes. Generally it stops with the improvement of the nervous system, or removal of such other causes). But when it does not go off by itself with growing years, it needs proper constitutional treatment, for improvement of the constitution.

During my experience with Dr. Younan, I found some cases which gave good deal of

trouble to the physicians. One such case came from Punjab. A young unmarried girl of fair complexion, rather phlegmatic, was victim to it. Her father tried every means at Punjab to free her from this trouble, but to no purpose. She was brought down to Calcutta and placed under Doctor Younan's treatment. She was a grown up girl and was having her menses regularly for the last two years. The flow was copious since the beginning. She looked quite healthy and there was no history of Psora or other chronic miasm. She was of a quiet temper, preferred cold but had an aversion for milk. Doctor prescribed Calc. Sulph. 30. The patient went back. Her father wrote to inform us that the girl was better and that her trouble ceased. But subsequently, it was reported to have appeared again and 200 potency of the same remedy was given, it cured her.

CAUSTICUM 6

In Nervous Dyspepsia

On the recommendation of Mr. Bimal Chunder Ghosh, a young Barrister of Bhowanipore came to Dr. Younan for treatment. He was badly suffering from Nervous Dyspepsia, with distressing flatulence causing palpitation of the heart. Even

light food disagreed and he lived on diet meant for the sick. Any change from it caused discomfort and illness. He had grown extremely nervous and was losing weight. He had been treated for his ailment but he derived no benefit. He was upset whenever he spoke about his complaint and had grown despondent of life. He was a hot patient with no particular history of any previous illness. Dr. Younan gave him one dose of Causticum 6, the result exceeded our expectations, as in a week all his symptoms were better; flatulence, the most distressing symptom all through almost disappeared and he began to take his normal diet. The dose was repeated after a month and he was cured in two months.

CAUSTICUM 200

In Staphyloma

The wife, of Babu Nripendranath Banerjee then a resident of Kidderpore, was suffering from Staphyloma in the left eye. She was about twenty two, fair, thin and short. Sometime the eye was red and painful and the vision was impaired. There was no particular history excepting eruptions on the scalp, which were suppressed by local application a few years back. She was of a mild temper; had natural appetite. She liked milk

and was of a moderate temperament. She was vaccinated a number of times of which the first one was successful.

Doctor prescribed Causticum 200 with direction to take it on empty stomach next morning. After the dose, there was violent re-action with high temperature, bleeding from the affected eye and she was a little delirious and was totally confined to bed. The husband urged Doctor to do something for a quick cure. Doctor did not change the prescription, but insisted on proper nursing and a careful watch. In three days the fever subsided and the patient began to improve. By the ninth or tenth day, a few eruptions of the old type came out on the scalp and there was distinct improvement all round. In about a month's time her eye troubles were cured.

ACID CARBOLIC 200

In Carbuncle

An adult patient, from Rajgunj in Howrah District, came to Calcutta and put up at Bentinck Street for treatment of Carbuncle. A large percentage of sugar was present in the urine, the Allopathic Surgeons could not give any assurance of success by operation. So the patient placed himself under Homœopathic treatment. The seat

of carbuncle was just on the lumber region. It covered over two thirds of the space with much swelling, tenderness and pain. There were several openings with small discharge of pus from them. Under doctor's treatment the discharge became copious, there was some relief and the temperature was lower, but in a few days the pus discharge became heavier with a very foul odour. New symptoms appeared. The patient suffered constantly from nausea and offensive vomiting. He became very much prostrated and emaciated. Carbolic Acid 200, was prescribed; one dose divided into 4 marks, one to be taken at-once, to be repeated, if necessary

After finishing the 4 marks, the patient was much relieved of all the troubles.

CARBO AN.

In Scrofula

A Doctor's mother was suffering from progressive weakness and emaciation. She was a lady of mild temper, dark in complexion and flabby. The glands about her neck were hard and indurated. She felt feverish in the evening, complained of flatulence and habitual constipation, but there was no acidity. She was slowly losing her appetite and could not take half her normal

diet. Though she was a chilly patient, at times she complained of burning of the skin. Doctor prescribed Carbo An. 30 and there was much improvement, but a month later, there was a setback and 200 potency was given with excellent results.

CARBO AN.

In Diabetes

Mr. Tribeni Prosad, a Government Officer of Gaya, perceived that he was growing weaker day by day. His thirst increased accompanied by dryness of the mouth and that he was passing urine a number of times. He had his urine examined and presence of sugar was detected. Fearing that delay may make the condition grave and being anxious for an early cure, he came down to Calcutta to place himself under Doctor Younan's treatment. He was a fat and elderly gentleman and looked nervous about his cure. He said, he had come down all the way from Gaya in the hope of a sure and speedy cure of his complaint. He was suffering from much flatulence and constipation. He was a hot patient; a man of sober habits and mild temper, free from any miasm. Doctor prescribed a dose of Carbo An. 30 and phytum. The patient went

back and reported a month later that he has improved considerably. But sometime afterwards, he asked for a prescription and he reported that his troubles had reappeared. A second dose of the same remedy however cured him.

CARBO VEG.

In Flatulence

A gentleman from East Bengal came to Doctor Younan. He was dark, rather tall, medium built with relaxed abdominal muscles. He was suffering from colic almost every day. Two or three hours after food, there was an accumulation of gas in the stomach which caused the colic. He never had satisfactory stool and he had a poor appetite. There was no venereal taint, but he had suffered from Malarial fever which was stopped by Quinine. Doctor prescribed Ars. Alb. 3X (trit). After the dose, the patient got partial relief. Sometime after, colic returned in an aggravated form. It was then noticed that belching gave relief. Doctor changed prescription and gave Carbo veg. 200. It made very good impression and the second dose after a long interval cured him.

CEDRON 200

In Fever

A Hindu lady was brought to Doctor from Pan Bagan in Entally for treatment of uterine troubles. She was a widow, of fair complexion, fatty, aged about 30 and of placid temperament. She was suffering from a growth of polypus on the uterine cervix and prolapsus uteri with faulty menstruation. Her monthly course was very irregular, sometimes it appeared at long intervals with profuse discharge, but there was slight bleeding all along. After treatment for some time, the constipation became worse. She began to complain of a pain in the uterine region with scanty and burning urine. Thuja Ocidi. 200 was prescribed and she was kept on this medicine for about 3 months with repetition of the dose at the interval of a month. This made much improvement in her condition. The constipation and pain during urination were relieved, the growth of the polypus was not only checked but it appeared to have been reduced in size and that bleeding stopped. But latterly she began to get high fever with much chill, and continuous thirst. Ars. Sulph. Rubrum 200 was given but it made no impression. After waiting for a few days, and on reading the temperature chart we

noticed that the fever came with clock-like regularity at the same hour every day. Cedron 200 was given which checked the fever and the lady improved all round.

CEONOTHUS AMERICANUS

In Suppressed Malaria

A young man was brought from Budge-Budge to Dr. Younan's office. He was suffering for over two weeks from high fever with a big swelling just on the left hypochondriac region, with much tenderness and severe pain in the abdomen, specially on the left side; both the legs were flexed and he could not extend them on account of the pain. He was extremely weak and was lying always on the back. He could not turn on sides without moaning and groaning; sometimes he fainted. The case was diagnosed by the local Doctor as spleney abscess. The patient was carefully carried to Dr. Younan's office room and was put on a couch. Seeing the condition of the patient, Dr. Younan quickly examined him and he felt a big spleen. It was very sensitive to touch. On enquiring the facts of the case, he gathered that the origin was suppressed Malaria. He asked me to write a prescription of *Ceonothus Americanus* 6, one

dose and a phial of phytum pills. According to the directions, the patient continued the medicine for the week and reported to the Doctor that the pain in the abdomen was less and fever was gradually going down but after a fortnight the temperature rose again. The dose was repeated and within a month the patient got relief from all the ailments and improved satisfactorily.

CLEMATIS ERECTA

In Malignant Tumour

A hard indurated mass of the size of a Tennis-ball situated on the left neck of a gentleman verging on 60, brother of Shibapada Banerjee of Messrs. M. Bhattacharyya & Co., came to Dr. Younan's office for consultation

An eminent Surgeon diagnosed it to be a case of Malignant growth. He came to Dr. Younan who on questioning learnt that the patient had Sycosis some fifteen years back which was suppressed by local injections. He had periodical Malarial fever and there was also the history of Psora. He was a chilly patient and could not bear the least draft. Since the appearance of the hard mass he felt oppressed breathing.

Doctor gave him a dose of Clematis Erecta 200, with the result that the hardness diminished

in a short time, the swelling began to subside, and in a month all traces of the tumour disappeared.

DULCAMARA

In Suppurating Glands

A young man aged about 30, inhabitant of Budge-Budge was suffering from swelling and suppuration of the glands of the right side of the neck with slow fever daily. He tried local Allopaths who failed to show any improvement. He was told that the suppuration of the glands was of Tubercular origin and it was difficult to cure it. The patient changed the system of treatment and put himself under Dr. Younan. He was a married man of medium build and dark. He had keen appetite and good digestion and his bowels were never out of order. He was very susceptible to cold and every change in weather made him ill with rise in temperature and increase of pain in the glands and heaviness of the limbs. He was of sober habits and he had no particular history of any chronic miasm.

Under Doctor's treatment he began to improve slowly, the fever was checked, the pus discharge decreased and he gained in weight. But whenever there was a rise in temperature lasting for

about a week, the discharge and pain increased and he lost the weight he had gained. He was under treatment for about six months and several constitutional remedies were tried which shewed improvement but could not cure. At last Dulcamara 200 was given, it made distinct improvement in all the symptoms and a second dose after a month perfectly cured him.

DIGITALIS PURPURAE 200 & 1M

In Heart Disease

A married lady, an inhabitant of Naihati, aged about 35 was brought to Doctor's office for treatment. The patient was of a medium stature, rather fatty and did not look ill, barring that her breathing was very quick. History did not show any venereal taint or other miasm. She was, mother of several children and was carrying 8 months at that time. Her main complaint was, that due to hurried breathing she could not lie down for any length of time which told very much upon her health and strength. The husband who accompanied her was very anxious for her safe delivery. On examination, it was found that her heart was flabby and she looked anæmic. Doctor found that the pulse was slow and he prescribed Digitalis 200. The husband reported a

fortnight after, that his wife was quite well and she was having restful nights. She had a safe delivery. But one month after, the trouble appeared again and the lady was brought to office. Doctor prescribed 1M and it radically cured her.

* EUPHORBIVM 200

In Necrosis of the Jawbone

A Pleader of Patna was suffering from swelling and suppuration of the left sub-maxillary gland and necrosis of the bone. He tried Allopathy for a long time and was operated on two or three times without any improvement, there was no relief from pain, nor did the discharge of pus stop. He was told that without further operation his case would become worse. Growing diffident of his cure by operation, he came to Dr. Younan. He said that he preferred to be alone and quiet but his trouble would not allow him the rest for he felt better on moving about. At times the parts became red and he felt piercing pain. History did not disclose any particular instance of Malarial, venereal or other miasm excepting that since his childhood he was susceptible to cold and suffered from swelling of the glands and pain in the cheek-bone from slightest exposure. He was prescribed Euphorbium 200 and was directed to

remove the strong smelling Allopathic bandage and to replace it with plain cotton and Olive-oil. The patient slowly improved, the discharge grew less and less. The dose was repeated after a month and he was cured.

ACID FLUORIC 200

In Mastoid Abscess

Mr. Asharam aged about 52, station Master of Mirzapur Ghat Station was suffering from chronic mastoid abscess. There was a profuse and continual discharge of thick yellow pus. When the discharge stopped the swelling increased, the parts became painful to touch and he could not sleep for nights on account of intense pain. Believing the discharge of pus may not be stopped and in the hope that the free discharge of pus would cure him, he constantly put linseed poultice on the abscess even in the hottest part of the year. This state of things continued for more than a year.

At last, being hopeless of an easy cure and being afraid of Surgeon's knife, he came down to Calcutta for Homœopathic treatment and placed himself under Dr. Younan.

There was a history of Diabetes with a high percentage of sugar in the urine with correspond-

ing thirst. He was syphilitic and sycotic ; a hot-patient, fond of sugar and sweets. Bowels and appetite were quite normal but there was a strong sexual impulse.

He was given *Argentum Met.* 200, *Selenium* 200 and some other medicines but there was no permanent relief. *Acid Fluoric* 200 was next tried. It cured him radically.

✕ *GUAICUM* 200

In Lienteria

The wife of Dr. Susil Kumar Banerjee of Andul was suffering from lientery for a long time. Her husband tried every means to cure her of the ailment but was not successful. Doctor Banerjee had great faith in Doctor Younan's treatment, for, he had cured his son of Infantile Liver. The lady was brought to the office for consultation. She was middle aged, tall and fair, mother of one child only. Her digestion was totally upset, every food she took passed undigested. There was great rumbling and rolling of wind in the abdomen but there was no acidity or heart burn. The Diarrhoea usually aggravated with a number of watery stools from early morning till noon. She was losing weight and strength and at this time grown very anæmic. On some days it was so acute that she

had to abstain from any diet whatsoever. She was become Rheumatic particularly in both her arms and legs. She was a very hot patient, preferred cold. All her symptoms, even the Rheumatism, were relieved by bath or cold application. She was a patient mild lady and was never seen to lose her temper. Long ago she had eruptions on the skin which were suppressed. There was no other History.

Doctor tried Sulphur and then Thuja 200. They checked the disease for sometime but it re-appeared. Guaicum 200 was prescribed and 2 or three doses of this remedy cured her perfectly.

GRAPHITIS

In Hepatitis

Wife of Mr. Sukumar Bhattacharjee a retired Judge was suffering badly from Chronic Hepatitis. She was an old patient of Dr. Younan. At the time of this illness, she was about 52. She was mother of eight children, fat, flabby and of mild temper. Her liver was enlarged and very tender to touch. She complained of bitter taste in the mouth and obstinate constipation with hard, knotty stools. high coloured urine. She had grown so weak that she had to be helped into the office where

room had to be made for her to lie down. Least exertion caused palpitation of heart. Her eyes were jaundiced and she looked pale and had grown nervous about her cure. She was having slow fever and was usually chilly but at times complained of burning sensation all over the body. History did not disclose any venereal taint.

She was given Graphitis 200 two doses at intervals which cured her permanently.

GRAPHITIS 200

In Otorrhœa

Dr. Younan was called at Rupchand Roy's Street, Barabazar to attend a case of Chronic and obstinate Otorrhœa of a child aged about 4. The child was fat and fair. There was foetid discharge from the ear which could not be checked by any local application. He was susceptible to cold, little exposure caused enlargement of the tonsils and increase in the discharge from the ears. He was very constipated, passing large and hard stools. Sometimes back, there were eruptions on the skin with thin sticky discharge, which was stopped by local application. Dr. prescribed Graphitis 200 one dose. There was a violent reaction with swelling of the glands

of both sides of the neck and high temperature which subsided within a couple of days and the child was cured permanently.

HEPAR SULPH. 6

In Paralysis

Dr. Younan was given a call to see a case of paralysis of the lower extremities in a lane off Amherst Street. We went to see the patient in the morning. We found a boy aged about 11 lying on the bed. He was unable to raise his legs or to move them or any of the joints. The affected parts looked more emaciated than the rest of the body. The history of the boy gave us a story of suppressed psora and recently the boy was given several injections for fever which was diagnosed as Kalaazar by the Allopathic Physicians. But the injections, instead of curing the fever added paralysis to it. The boy was susceptible to cold. He was constipated but had almost normal appetite, his skin was rough. The fever ranged from 100° in the morning, to 102° in the evening. Doctor prescribed Hepar Sulph 6 with the usual phytum. A week later it was reported, that the fever had been controlled, the temperature was lower and the patient was feeling better; in 10 days the fever left and the

patient could move the joints a little though with difficulty. In a month's time he was so far cured that when he was brought to Dr. Younan's, the boy could walk from the Gharry to the office without any help.

HYOSCYAMUS 200

In Hysteria

A young gentleman being baffled in his efforts to cure his wife of Hysteria of a very bad type by Allopathic treatment, brought his wife to Doctor's office. The patient was aged 19 and had no issue upto that time. Her menses were painful and scanty. She was getting frequent attacks of Hysteria. The fits came with little or no convulsion. Sometimes the fits lasted for two or three days, during which the patient remained unconscious and no food could be given to her. At that time she was crying like a maniac and laughing alternately. On examination it was found that she could not bear the touch of a finger even on her abdomen. The patient was extremely neurotic. There was no particular history of any miasm.

Doctor prescribed HYOSCYAMUS 200 with marked improvement and a second dose a month later, completely cured her.

IPECACUANHA 6

In Hysteria

A young lady aged about 19 or 20 of Ananda Palit's Road, Entally was suffering from troublesome hysteric fits. Allopathic treatment was tried but that gave no relief. The hysteric fits occurred 3 or 4 times a day lasting for 3 or 4 hours each time. The patient was very much run down. The father of the lady being impatient, came to Dr. Younan's office and requested him to see the patient. As the Doctor had no time, he asked me to go and see the patient and report to him the symptoms. I saw the patient and found all the characteristics of violent hysteria with this peculiarity that there was constant nausea all along. Just preceding the hysteric fits. The patient had fever which was stopped by Quinine on hearing this report, Doctor prescribed Ipecacuanha 6.—One dose divided into 4 marks, one to be taken every 4 hours. Two marks checked the fits and there was no relapse.

IPECACUANHA 6

In Splenic Abscess

Mr. Girija Prosad of Rohini in Monghyr District, a man of fatty build and of medium

stature aged about 40, an old patient of Doctor Younan got high fever with much chill and extreme restlessness with an enlarged and very painful spleen; sometimes he complained of nausea and vomiting. He had moderate thirst. He felt very weak when the paroxysm of fever was over. As the local Doctors were not definite about the diagnosis, he came to Calcutta and consulted an eminent Surgeon who diagnosed it as a Splenic Abscess and advised operation. The patient desired to avoid operation and called Dr. Younan. At first Doctor prescribed Ars. Alb. but there was no impression. Two days after Doctor was called in again, when we entered the room we found the patient vomiting and there was incessant nausea with acute chill. The patient was despaired of his life and the case looked very serious. After observing the patient for sometime, Doctor decided and asked me to write a prescription of Ipecacuanha 6. The medicine acted wonderfully. There was no recurrence of fever from the very next day. The pain in the spleen decreased gradually and the hard lump in the Splenic region disappeared in a short time and the patient was cured without the aid of knife.

IGNATIA 200

In Neurasthenia

A student of 22 had been suffering badly from neurasthenia with the following symptoms. At the onset of the disease he was getting frequent nocturnal emissions. He put himself for Homoeopathic treatment under a local doctor as he was anxious to stop the discharge. It stopped but since then he began to suffer from insomnia, it grew so bad that he could not get a wink of sleep at anytime during day or night. He felt a tremor passing through his body and became very restless. So much so that he could not stay in one place for 10 or 15 minutes, now sitting in one place and walking about, always anxious to see a doctor for help. In a word, he lost all peace of mind. He was getting thin and lost his appetite and the bowels became constipated. He was despaired of his recovery and came to Dr. Younan's to see him. He pushed his way through the office room door before the Doctor called him according to turn.

Doctor at first got annoyed for this sort of behaviour but soon took pity on him looking at his mental condition and restlessness. He at once ordered me to write a prescription of Ignatia 200.

The medicine acted miraculously. After taking the dose he could sleep and in the course of a week, he was a changed man altogether looking quite well and hearty.

KALI BICHROM 200

In Asthina

An up country man, aged about 60. tall, well built, fair colour, grown weak on account of peptic asthma for over 3 years—fits of spasm continued day and night but the symptoms were more distressing between 3 and 4 a.m. He could not put his head on the pillow on account of continual dyspnoea, neither could he tolerate any food for excessive gas in the stomach which usually aggravated after a couple of hours. Expectoration were tenacious and ropy. He was losing strength and gradually became so weak, that he was averse to any movement and his sexual power was almost lost. There was history of sycosis. After trying different systems of treatment, he at last came to Dr. Younan who prescribed Kali Bichrom 200. Two or three doses of this remedy at intervals practically cured him and he went away home.

KALI BICHROM 200

In Nausea and Vomiting

Two years before Dr. Younan's death I was treating in a big Marwari house, a young lady of a medium stature but fatty built, mother of 4 or 5 children who usually suffered from vomiting during the beginning of her pregnancy but this time it was so very severe that she was regurgitating all food and water, even piece of ice could not be retained. Medical help was called in but Allopathic treatment gave her no relief. The patient grew worse and I was called in and found her in a prostrated condition ; there was excessive thirst, the mouth was very dry and the lips burning—so much so that she used to put a wet piece of linen or ice to get relief ; very restless, sensation of burning and pain all over body, at times the vomiting was of a vicious character, liver very sensitive to touch, urine scanty. I tried Ars. Alb, Merc, Sulph. which gave temporary relief but the symptoms relapsed again.

Dr. Younan was called in for consultation, who on examining found the stomach also very tender to touch. He decided and prescribed Kali Bic. 200. It was given at noon and the

patient became free from vomiting and other symptoms from that very evening.

MERCURIOS CORROSIVOS 200

In Primary Chancre

There is a popular belief that in the primary stage of venereal attack, Allopathic system is the better treatment than Homoeopathy which is useful in the secondary stage.

Being fortunate to have in my observation the rapid cure of many cases of severe type by Homoeopathy I feel extreme pleasure to write of a case of primary chancre of a virulent nature of a very young man who hailed from Behala. He was ushered in to the office room of Dr. Younan, where he was examined. It was found to be a case of chancre in primary stage with all accompanying symptoms of redness, swelling of the glands, and penis, and a big circular ulcer. The parts were painful and there was paraphimosis as well due to swelling. He was suffering from fever and was very anxious about his recovery. Doctor prescribed Merc. Cor. 200 with the usual phytum. He was advised to wash the part and the ulcer with tepid water and then annoint it with olive oil and bandage it with oil silk and plain cotton. A week later, he came

back and it was found that the fever has left, the soreness and redness of the parts decreased, the condition of the ulcer improved. He was asked to continue phytum for another week. When he called again, it was found that the parts have resumed their normal condition, the ulcer almost healed up and he was comfortable. In the course of another week he was cured.

MERCURIUS CYANATUS 200

In Diphtheria

The people in general holds the idea that there is no treatment for diphtheria except by injections of the Allopathic School. More than 20 years ago, at the beginning of my practice with late Dr. Younan who was given a call to 20, Canal Street, Entally at W. George's house, where we were required to treat 5 children. On examination, we found that all the children, were attacked with diphtheria of varying seriousness. One of the cases was particularly serious. All the children had fever with varying temperature, they had perspiration now and then which did not relieve the fever, much pain in the throat, pale faces and moist tongue. The child whose attack was most severe could not deglutinate any food or drink and had breathing difficulty

with great prostration. On examination of the throat, it was found covered with a grayish substance circled with bright red. Doctor prescribed Merc. Cyanatus 200 which checked the progress of the disease. Cases which were of the milder type showed signs of improvement from the 3rd day and were cured in a week. The severe one had to be treated with repetition of the same remedy and she improved slowly and was cured in a fortnight.

These cases convinced me of the wonders of Homoeopathy and made me a firm believer and staunch supporter of this system of treatment.

MERC. VIVUS 200

In Albuminuria

A typical case of Albuminuria in a child was brought to Dr. Younan from Barrackpore. She was a picture of general anasarca and had swelled all over. Doctor remarked that she looked more like a balloon than a human child. She liked cold but was very susceptible to it. She was almost thirstless and the urine was very scanty. Parent's history showed no venereal taint. She was directed to be kept on a salt free diet which was easy, as she was very fond of milk.

During the course of treatment for albuminuria, the patient was subject to various other ailments. Sometimes she had attacks of fever and bronchitis and at others, she had acute diarrhoea with purging, lasting for a week. These ailments had to be attended to and cured by proper remedies. After which her primary trouble was treated. She was given Merc. Vivus. 200. which made very good impression on the patient, her swelling and other troubles decreased but it took a long course of treatment with the same remedy to cure her. She was ultimately cured of the ailment which is considered to be an incurable one by the physicians.

MERCURIUS SULPHERICUS

In Suspected Cancer of the Liver

Some time ago, an old Allopathic Physician of Dacca, took his wife down to Calcutta to put her under the treatment of a good Homoeopathic physician. The lady who passed the middle of her life, was suffering from complicated liver troubles, for over a year. Her husband himself an Allopathic practitioner consulted many leading physicians of his school who diagnosed it as a case of suspected cancer of the gall-bladder. They tried every means, but failed to give her

relief. At last, becoming hopeless of her recovery he brought her to Dr. Younan's office, where on examination he found an enlarged liver and felt an irregular hard lump just on the gall-bladder. The lady was continually suffering from slow fever and often she had high temperature with rigor. At times she complained of excruciating pain on the liver. After being obstinately constipated for some days, she passed stools, hard dry balls of blackish colour and some days she was without any stools or even an inclination for it. She had bitter taste, burning sensation all over her body, specially of the eyes and palms. Her urine was of a very high colour resembling mustered oil. The colour of the skin had turned blackish. In a word, she looked cachectic. She seldom had an appetite except in the morning, but the meal she did not relish. But she was not averse to milk. She had grown extremely weak and emaciated her eyes were quite jaundiced. She passed many sleepless nights and even when she could sleep they were full of dreams. She had reached the climacteric age.

Doctor prescribed Merc. Sulph. 6, one dose and a phial of phytum globules with instructions to report a fort-night after. Fifteen days later

the lady turned up quite a changed woman. She reported that fever and pain left her and she was beginning to feel appetite for her food. On examination the hard lump was found to have almost disappeared and the jaundice was gone. She smilingly expressed her thanks and gratitude to Dr. Younan. Doctor repeated the dose a fortnight after, after which she was completely cured.

NATRUM MUR. 6

In Indigestion

A young man between 35 to 40 apparently robust, came to Dr. Younan for consulting him for stomach trouble and fever with which he was suffering. He said he had tried Aliopathy, for a pretty long time which could not stop the fever or give him relief from his troubles. He was very despondent of his recovery and he came to try Homœopathy for the first time in the hope that he may be cured.

Doctor questioned him closely to find out the symptoms. He was suffering from excessive gas in the stomach, constipation, no appetite for food and had grown nervous. There was regular paroxysm of fever every alternate day at regular hours between 10 and 11 a. m. He was upset as

the fever could not be checked. He imagined the fever to be the beginning of some serious ailments. History did not disclose any venereal or chronic miasm. Doctor prescribed Natrum Mur. 6 with usual phytum and asked to report a week after. When he came next he joyfully reported that the paroxysm of fever stopped from the next day, the gas in the stomach was much less troublesome and he felt quite confident that he will fully recover soon. He was asked to continue the phytum for a week more. And in a week more he was cured without any further medicine.

ACID NITRIC. 200

In Pneumonia

A child of 2 was brought to Dr. Younan's office by an old Mohammedan lady from Armanian Street, who had been ailing from lobar pneumonia in both lungs for over a week. The temperature persisted day and night ranging from 103° to 105° without any intermission. The skin was dry and he was a little thirsty. There was constant cough without any expectoration. He was drowsy at times passing stools involuntarily of a mixed greenish and yellowish colour. Auscultation and percussion revealed crepitation and dullness over the affected area. The old lady admitted that the

father of the patient who was her son-in-law was a sycotic. The child was under the treatment of a leading Homœopath. The lady was very sorry as she could not supply us with any prescription of the former doctor as no name of the medicine or any prescription was mentioned to her. Dr. Younan prescribed Acid Nitric 200 one dose and phytum mixture. The medicine took effect and from the third day the fever began to decrease and the slow resolution of the patches started and the colour and consistency of the stool changed into normal and this child was cured.

NUX VOMICA 6

In Fever

I am presenting an interesting case of Nux. Vom. which Dr. Younan seldom used unless the symptoms very strongly indicated it.

A young Allopathic doctor gave a call to Dr. Younan at Sambhu Nath Pandit Hospital Road, Bhowanipore where a young man was suffering from continuous fever for about 2 months, with a daily rise of temperature to 100° and 101°, some days the temperature rose even to 103°. At first the patient was under the treatment of an eminent allopathic physician, who had his blood, urine, sputum examined but could not come to

any conclusion as to the cause or origin of the fever ; neither could he stop it. So the young doctor who had previously occasion to know the efficacy of Dr. Younan's treatment gave him a call. Dr. Manook, who was also present at the time, expressed his desire to see it, as it was a very interesting case. Next morning we were at the bed side of the patient. Examination of the patient revealed that the accession usually took place between 10 to 11 a.m. the patient had bitter taste in the mouth, obstinate constipation, bowels seldom moved satisfactorily, could not sleep soundly, looking pale and there was gradual emaciation. No organic defect of any kind could be detected. The peculiarity to which doctor's attention was drawn was unwillingness of the patient to uncover even for a short time ; he felt chilly even at the hottest part of the day. Basing on this symptom, and as an antidote against the effects of Allopathic medicines, Doctor prescribed Nux Vom. 6 one dose divided into 4 marks, to be given morning and evening. Doctor eagerly waited for the result, fearing that there might be an aggravation ; but to our satisfaction it was found that from the 3rd day the patient began to feel better ; he could sleep at night, bowels moved properly and in the course of a week he was alright.

This case 'converted the young doctor of the orthodox school to a true Homoeopath and he began to practise the Hahnemannian system with success and satisfaction.

OSMIUM 200

In Tuberculosis

Mr. R. M. Palchoudhury a well resident of Bonomali Sircar's Street, Kumartuli had a widowed daughter aged 25. This young lady was suffering from spasmodic cough of a persistent nature, accompanied with hoarseness, dry expectoration, sometimes streaked with blood, she had slow fever and emaciation and a great weakness. She was treated by Allopaths at her father-in-law's house but there was not the slightest improvement. So her father who was a firm believer in Homœopathy and a great admirer of Dr. Younan's method of treatment brought her to his house. At that time doctor being out of town, for the time being she was treated by some other leading Homoeopath, but no impression was made on the patient. When the doctor came back to Calcutta the lady was placed under his treatment Doctor examined her and found no definite lesion in the lungs; but the family history disclosed that her father was a consumptive. After deliberation he

prescribed Osmium 200 with wonderful results. The patient, who had been suffering for the last couple of months from fever and cough, began to improve gradually and in a week's time the fever disappeared, cough diminished and she was practically cured and is known to have been keeping good health for about 3 years.

ACID PHOSPHORICUM 200

In Diabetes

A patient from Andul in Howrah district was brought to the office by Dr. Susil Kumar Banerjee for treatment of diabetes. He had been suffering for several months and tried Kaviraji which did not improve his case. So he consulted Dr. Banerji who advised him to put himself under the treatment of Dr. Younan. The patient, a broad built man, of mild temperament, complained that he had to pass urine oftener. Analysis of the urine showed presence of large quantities of sugar and a high specific gravity. He said that he had grown lethargic and did not like to attend to his rice business. Doctor prescribed Argentum Met. 200 and asked to report after a fortnight. On his 2nd visit he looked paler, thinner and appeared to

drag on his body into the office. He said since his first visit he was suffering from insomnia, loss of appetite, dislike for food, dryness of the mouth, rumbling of wind in the abdomen and his bowels were seldom moved properly. He preferred to lie down most of the time, walking or any bodily or mental exertion was distasteful to him. He was growing weaker day by day and had grown despondent. Doctor questioned him closely and found that, previously he had strong sexual inclination but since the attack of this disease it has grown less and less, and at that time he had become apathetic and almost impotent. After some deliberation, doctor prescribed Acid Phos. 200 and a phial of globules (phytum) with instructions to report a fortnight after. When he came again he looked brighter, entered the office with easy steps and reported he felt much better. Specific gravity has come down to almost normal, the number of times he passed urine was much reduced, he felt stronger and thought himself capable of attending to his business and could sleep soundly at night. Doctor gave another phial of phytum to continue as usual and a special dose of Acid Phos. 200 in rectified spirits to be kept in readiness to be used only, when any backward change was observed.

ACID PICRIC 200

In Cholera

On a summerday Dr. Younan and myself were returning from a morning visit from the northern side of Calcutta. Our car was stopped at the Maniktolla corner of the Cornwallis Square by a few gentlemen who were waiting anxiously and requested us to go and see a cholera case. We were told that there were several attacks in that house and four were already dead. This patient the only surviving child of 9, of the father was in a very precarious condition. Doctor was at first unwilling to attend this case as it was nearly 1 p.m. and it was time for attending patients at the office. But at last he was persuaded to go and see the case. At the bed-side of the patient we learnt that she was under the treatment of a leading Homoeopath. Arsenic Veratrum etc. were tried but with no effect. We found the patient verging on collapse, eyes sunken to the sockets, nose pinched, unquenchable thirst, somewhat restless, the pulse was soft, feeble and flickering. He had copious stools, though at long intervals, there was no urine for several hours, great exhaustion. Finding that the usual cholera remedies have already been tried, doctor questioned the father of the girl and came to know

that there were both leucoses and sycosis in him. Doctor opened his bag, took the phial of Acid Picric. 200 (showed me what he was giving) and administered a dose and waited for some minutes. A quarter after we left the place giving the attendant some doses of phytum to be repeated every hour with instructions to report in the evening. In the evening we learnt that the patient was somewhat better, and there was a definite all-round improvement in the character of stools and pulse. I was given a call next morning to see her and report to the doctor. I found the child much better than what we expected. But in the evening they reported that she was suffering from intense griping pain in the abdomen, which made her restless and she moaned pitiously. Doctor prescribed Merc. Vivus 200. Next day she passed a big worm and she felt easy and gradually recovered.

PLATINUM 200

In Mania

In the beginning of 1932 a Bengali lady was brought from Sambalpore for treatment of insanity. The patient whose age was between 25

and 28 was of short stature, medium complexion, rather flabby, mother of 2 or 3 children. She had suffered long during her last confinement, which upset her mental equilibrium. When Doctor and myself entered the room set apart for women, the patient who was in male habit took her chudder and tied it like a turban, jumped up on the table and began to laugh. The Doctor was surprised at the sight and on enquiry came to know from the husband, that he had brought his wife for treatment of insanity. He informed that her temper was naturally mild and bashful; but since her last delivery she changed considerably and ultimately had become a lunatic. Her temper was very uncertain, sometimes she was very violent, always suspecting that her husband was trying to degrade her in the opinion of others by false-hood. On further questioning we came to know that as a rule her sexual desire was moderate but since this illness she seems to have an increased appetite for it. While the husband was giving the history of the case, the lady now and then stood up, interfered and began to talk. The whole trend of which was to show that her husband was not clever enough to give the details and she was the only person who knew every thing about herself, her family and her husband,

Doctor prescribed platinum 200 and a phial of globules. A month later, we were informed by the husband from Sambalpore that his wife was much better. Her fits of violence was gone and she was more like a normal woman. He asked for further instructions. He was told to continue the globules. About the middle of 1933, after the demise of Dr. Younan, the same lady, who had come down to Calcutta on some occasion, was brought to me. I could scarcely recognise her as the violent and domineering woman that we first saw. She was a quiet and bashful lady now before me who could scarcely look up and talk.

PLUMBUM METALLICUM 200

In Diabetes

A relative of mine living at Mahestalla in the 24 Parganas, brought their Naib to me for treatment by Dr. Younan. This patient, a man over 70 years, was a faithful employee in their family and was liked and respected by all for his honesty and diligence. This tall sinewy man could work hard until very recently when it was observed that he had become apathetic, he was losing flesh, lost his sleep and appetite and had become constipated. In a word, he was showing signs of

decay. His master had him examined and it was found in the report of the urine analysis that a fairly large quantity of sugar was present. This old man was seldom sick during the long course of his life and he had very little occasion to call for medical aid. When the doctor took his history it was found that the only defect in him was his 30 years opium habit. Doctor told him if he wanted to be a patient of a Homœopath and to derive benefit from this system, he must give up the opium habit from that very day ; otherwise, doctor would decline to take up his case. The old man promised and in fact did give up that habit from that very day and never again reverted to it though he suffered intensely for the want of opium. Doctor prescribed Plumbum Met 6 and a phial of globules (phytum) with directions to report after a fortnight. The result was marvellous. The patient reported that his appetite had become normal and the most obstinate constipation was no longer troubling him. He was having good sleep at night and could work as energetically as before. Doctor praised him for his strong will and determination and asked him to continue the phytum. I know that this old man was quite healthy and strong and that trouble never came back during these 10 years.

RHUS TOX. 30

A Marwari gentleman, an inhabitant of Jiagunj in Murshidabad was attacked with a peculiar disease which made him incapable of extending his right leg or working the knee joints. He tried local Doctor who advised him to come down to Calcutta for treatment. At Calcutta he had been to the Marwari Hospital where the Doctor diagnosed it as a case of infection of the thigh bone. To be more sure, they took X-Ray Photo. Though it did not confirm their views, the Doctors wanted to operate. The patient was reluctant to be operated on ; and came to Doctor's office for treatment. The patient was on the right side of 40, medium built, came to the office limping on a crutch. History did not disclose any venereal or Psoric miasm, nor had he in recent years suffered from Malaria or Quinine poisoning or any other illness of a serious nature. He was a chilly patient. He thought that he might have slipped his feet some time prior to this affection. Dr. prescribed Rhus tox. 30 one dose and some powders with instructions to report a week later. After a week it was found that he could work the joint a little and stiffness of the limb has lessened. The powder was repeated and he came 10 days

after walking on his own legs without the help of a crutch and thankfully reported that he was cured.

SEPIA 200

In Climacteric mania

A Hindu lady verging on 45 was brought to Doctor's office for treatment. The patient a woman medium built with a disproportionately large abdomen and mother of several children was suffering from derangement of mental equilibrium. She had reached climacteric and the monthly flow which was very regular all along had stopped for some time past. After the stoppage of the flow she began to lose interest in the family affairs and looking after her children. Her temper which was formerly mild and yielding had become very uncertain, sometimes she became very peevish and flashed up in anger at nothing, at others she was very mild. Now and then she grew a little violent. She was a hot patient. Since the trouble began she had been suffering from Dyspepsia and constipation. She complained of a bearing down sensation. Her face looked shallow and pale with yellow patches. During the taking of her history she exclaimed 2 or 3 times "Am I going to turn mad"! There was no

venereal taint. Sepia 200 was given with the usual Phytum. 15 days later they reported that the patient was much better. All the symptoms were milder and in another fortnight it was reported that her mental derangement was set right and she had become her former normal self.

SILICIA 200 and 1M

In Infantile Liver

A baby aged about 2 was brought to Doctor's office by his father, a Zemindar of Birbhum. The gentleman was very anxious for the child as he was suffering from slow continuous fever for some time, and it was feared to be a case of Infantile Liver. He was treated by the local Doctor with Calcareo Carb. but to no purpose. The child though not very emaciated looked pale. He had great difficulty in passing stools which at times made him cry. The child was of a fair complexion and looked intelligent for his age. The fever varied from 99° to 101° lasted all day. The child perspired on the head. The liver was enlarged but not very hard. Doctor prescribed Silicia 200 and Phytum. The father took away the child home. A month later, the child was brought again and it was reported that he was well for about a month but the fever again relapsed.

Doctor prescribed 1 M which stopped the fever improved the liver and the child was cured.

SPONGIA TESTA 200

In suspected Tuberculosis

A young lady was brought down from Secun-drabad by her husband, Hanumat Rao, for treatment in August 1932, of an ailment which was suspected to be T. B. by local Doctors. The lady was having tickling and harassing cough which at times almost suffocated her. She was having slight rise of temperature with sweat every evening which lasted for 2 hours and he was losing weight. The patient a woman, aged 32 of medium height, good looking, mother of one child. During her early youth the menstruation was regular and normal but in the last 10 years it had become faulty. She had defective eyes and used spectacles and had emetine injections for liver troubles. 7 years ago she had malaria for one year and she was treated by Quinine injections and other Allopathic remedies. There after she suffered from palpitation of heart, and she improved under Homœopathic treatment, but latterly the present trouble came on. Sputum, & stools were examined and X-Ray plate, was taken but no definite indications of T. B. were found. Cod liver oil was tried.

She was quite giddy and had burning of hands and feet. No chronic miasm. A few Homœo : remedies Ipecac. Ars. Alb. Hep. S. Phosp. Bryonia. Nux. V. were tried by the local doctor with partial relief. Doctor prescribed SPONGIA TOSTA 200 and within a week there was distinct improvement and in a fort-night the fever was checked and cough disappeared.

SULPHUR 1M

In Mental derangement

One Sadhu Prosad Sha a resident of Chapra was brought down to Calcutta for treatment by Dr. Younan. He was aged 32, tall, medium built, married and father of 3 children. He was suffering for some time from mental derangement. A talk with the patient showed he was hasty, quick and irritable, his ideas were scattered, he could not express himself correctly. At times certain ideas entered his mind and to avoid it, he used to walk briskly, at others while taking his food he would spit on it, as some meaningless idea came to his mind.

Previous history did not give any venereal miasm or long standing illness, except skin disease which was suppressed by sulphate of copper and ointment during his boyhood. His appetite and

stools were normal, urine report showed excess of phosphate only. The local Allopath prescribed Phospho Lecithin which did not help him. Doctor prescribed Sulphur and he was cured in a month.

THUJA OCCIDENTALIS 200

In Diabetes

One summer day, when Doctor had almost finished his office work, a gentleman, an Inspector of police entered and entreated me to have him examined and prescribed for by the Doctor ; that very day as he had come to Calcutta on casual leave. He was a man of medium height strong built and of rather dark complexion aged about 38. He said that recently he was feeling weak and has grown nervous and hesitating in doing his work. He had become sleeples and very constipated. There was increased thirst and he passed urine a larger number of times than usual, there was a little sugar in his urine. At times he felt palpitation of heart. Prior to this he had an attack of gonorrhoea which was treated Allopathically. Dr. prescribed THUJA OCCIDENTALIS 200 with instruction to report a fort-night after. Three weeks later the man came back gratefully expressed his thanks to me for

inducing the Doctor to prescribe for him a medicine which made him a new man, his nervousness, hesitation and weakness have gone, the sugar had disappeared and he found himself fit. The doctor asked to continue the phytum globules for a fortnight more. He reported that he was quite cured.

VERATRUM ALB. 200

In Intermittent fever

The public in general and physicians of the old school and even many Homœopaths think the system of Hahnemann is helpless before intermittent fevers. I have heard it often said that Quinine is the only remedy in such cases and was almost made to believe it. Once I ventured to question Dr. Younan about the possibility of Homœopathic curing of malaria. He smiled and said "People are usually idle and they do not take enough care and pain to find out the right remedy. When we fail to cure a fever the fault is not in the system but to our own incapacity. There is a remedy for each case and we have to find it out." Soon after, the truth of the Doctor's assertion was proved convincingly in a case of an intermittent fever. The patient a boy of 14 son of a Jamadar of the Imperial Bank of the Park

Street branch. Father of the boy, an up country man was a believer in Homœopathy and had a great faith in Dr. Younan. He placed his son under his treatment. The boy was having regular paroxysm of chill, heat and sweat, temperature rising up to 105° and 106°. Ars. and one or two other remedies were tried but they failed to make any impression and the case looked serious. At last after close examination of the patient, on questioning the father we learnt that the chill usually came in the early morning, it was so very severe that the boy had to be covered with blanket and quilts, great thirst during chill and the paroxysm ended with heavy sweat which left the patient very weak and prostrated, his limbs becoming deadly cold. Doctor prescribed a dose of VERATRUM ALB. 200 (the well known remedy for cholera) to be given at the time of intermission. The dose was given as directed. It stopped the fever once for all, and the boy was cured by this single dose.

ZINCUM-METALLICUM 200

In Otitis media

About 20 years ago, Babu Shashanka Sheker Banerjee M.A., B.L., a prominent member of the Howrah Bar and a well known resident of Bally was attacked with ear trouble. The patient a

slim built man, rather tall, of very fair complexion, intellectually keen and very quick and active, became victim to ear ache and pus. His brother who was a graduate of the Medical College, had him examined by Col. O'kenilly, an ear specialist. He diagnosed it as a case of Otitis media of a suppurative type. He treated him for some time but could not check the progress of the disease. The patient was subsequently examined again in the Medical College where it was declared to be very serious as it may lead to the softing of the brain. Thereafter the system of treatment was changed and he was placed under Homœopathic treatment with no better result. One morning, I was called in to see him, I found the patient very restless with high temperature, groaning with pain. On questioning I found the symptoms aggravated at night, making him sleepless. He was a very hot patient and there was no venereal taint in the family. I prescribed Cinnabar 200. In the evening, I saw him again and was told that he felt great relief and could sleep for some time during the day, and the temperature was lower. This continued for a day or two and the patient was brought down to Calcutta for treatment by Dr. Younan. Who after examining him confirmed my prescription, On

the next full moon day there was a sudden aggravation, making all the symptoms worse and graver; further there was delirium with high temperature. Doctor was given a call again and we observed that the patient could not recognise persons or answer to our queries. There was jerking of the limbs and he was clutching at the air. His relatives were despaired of his recovery. After some deliberation Doctor prescribed Zincum Metallicum 200 from the very next day the fever and pain began to subside and the delirium was gone, there was total remission on the fourth day. The patient went to Bally completely cured in 10 days. He is quite a healthy man up to this time.

Act - 1908 not means. Transfer


conveyance is the act of

conveying any thing ^{or} ~~any~~ ^{wh}

(1) Transfer of property which
is being person in ~~the~~
written instrument

(2) It is written ~~the~~ instrument in
means. It when the ~~transfer~~
of the property is done.

C.H.M.C.



K