


The
HOMŒOPATHIC HERALD

(Journal of Pure Homoeopathy)

Vol. XII.

June, 1951.

No. 3.



**HOMŒOPATHIC MEDICINES, HOMŒOPATHIC
BOOKS AND VIALS ETC.**

Headquarters for all fresh plant tinctures, tablets, triturations, and dilutions, specialties and sundries.

All of our Homoeopathic tinctures which we make are made according to the "United States Homoeopathic Pharmacopœia," which is the only Homoeopathic Pharmacopœia recognized as standard by the government of the U. S. A. The method of preparation conforms also with that of the British Homoeopathic Pharmacopœia.

BOERICKE & TAFEL, INC.

EXPORT DEPARTMENT.

1011, Arch Street Philadelphia, PA. U.S.A

Different Departments of
M. BHATTACHARYYA & CO.

HOMŒOPATHIC :

Head Office :—73, NETAJI SUBHAS ROAD, CALCUTTA.

Post Box : 643 Cal.

Phone : Bank 2536

Tele. 'Simlleu'

CALCUTTA

Branches:

1. **Shambazar**
133, Cornwallis Street.
2. **Shovabazar**
281/1, Upper Chitpur Rd.
3. **Simla**
198, Cornwallis Street.
4. **Sealdah**
162, Bowbazar Street.
5. **College Street**
90/8A, Harrison Road.
6. **Dharamtala**
43, Dharamtala Street.

7. **Bhowanipur**
42D, Ashutosh Mukherje Rd.
8. **Kalighat**
8A, Russa Road.

U. P. Branch :

Benares
(Close to Harasundari
Dharamshala.)

EMBECO HOMŒOPATHIC
LABORATORY (*Bonded*)



Trade

Mark

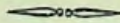
Reg. No. 2735.

Canal East Road, Cal.

Phone B.B. 5633.

Optical Store

73, Netaji Subhas Rd., Calcutta.



PRINTING :

ECONOMIC PRESS.

25, Roy Bagan St., Calcutta.

East Pakist

1. **Head Office**

Comilla.

(Maheshang)

Tele : EMVATTA. C

Phone : Com.

2. **Branch :—Da**

1, Wiseghat stre
Patuatcoyl

Tele : EMVATTA.

3. **EMBECO**

Homœopathic Labor

Maheshangan,

Comilla.

4. **AYURVEDIC :**

Vaidic Oushadha

Main Office & Facto

Comilla.

(East Pak.)

ALLOPATHIC STORE

Head Office :— 85, Netaji Subhas Road, CALCUTTA.

Phone—Bank 2948. (Retail & Wholesale—also serve Prescriptions.) Tele.—'Allopathic' Cal

Branch :— 203, Cornwallis Street, Calcutta. (Open Day and Night)

LABORATORY

Canal East Road, CALCUTTA. Phone—B.B. 5633.

The
HOMŒOPATHIC HERALD

EDITOR

Dr. N. C. Das, M. A., D. M. S.

BUSINESS MANAGER :

Dr. Samarendra Bhattacharyya, B.Sc.

CONTENTS.

June, 1951.

EDITORIAL—N. C. DAS.	91
GLEANNINGS ...	93
WONDERS OF HOMŒOPATHY BY N. C. DAS. ...	95
ASSAM STATE	
HOMŒOPATHIC CONFERENCE	97
LIVING ON GRAM FOR FIVE DAYS	96
T. B. MENAGE. ...	96
TYPHOID ...	97
INDIGESTION—PROBIR KUMAR.	104
HEADACHE—N. C. DAS.	111
DIRECTORY OF HOMŒOPATHIC INSTITUTIONS, ETC. ADV.	3
PROFESSIONAL DIRECTORY ..	4

Contributions.— Should be written very neatly on one side of the paper only. Manuscripts are not returned whether approved or not. Articles and communications should be addressed to the Editor, The Homœopathic Herald, 73, Netaji Subhas Road, Calcutta.

Business correspondence.— All business correspondence and advertisements should be addressed to the Business Manager, M. Bhattacharyya & Co.

Subscriptions : India Rs. 5/8/- (post free) per annum. Single copy -/8/-. Special reduced subscription for Students, Public Libraries, Schools and Colleges, and Charitable Institutions.

Rates of advertisement : Ordinary page—full page 32/-, half page 18/-, quarter page 12/-.

Remittances—Remittances in advance to M. Bhattacharyya & Co. 73, Netaji Subhas Rd. Cal.

Books in Press.

Copy Right by—M. BHATTACHARYYA & CO.


- | | |
|--|---|
| 1. Samuel Hahnemann's <i>Materia Medica Pura</i> , in 2 Volumes. | 3. Hindi and Urdu Translation of Jahr's 40 years' Practice. |
| 2. Dr. S. K. Bose's—
(a) Human Anatomy and Physiology.

(b) Midwifery with Diseases of Infants and Reproductive Organs. | 4. Urdu Translation of Nash's Leaders of Homœo Therapeutics.

5. Hindi, Urdu, Bengali, Gujrati and Asamia Translation of Burnett's "Fifty Reasons for being a Homœopath". |


INDIAN GLOBULES.

Actual sizes are —



Available in—

- (1) One pound
wide mouth
square bottle.
- (2) One pound
damp proof
paper carton.
- (3) Bulk packing.



Products of—

EMBECO HOMŒOPATHIC LABORATORY

MANUAL OF MATERIA MEDICA
(With Allens Clinicals)

About 2000 pages in 2 Vols. Rs. 14/- only.

M. Bhattacharyya & Co.

Directory of Homœopathic Institutions,

LABORATORIES, FOREIGN JOURNALS AND CHARITABLE DISPENSARIES

LISTINGS TWO RUPEES PER INSERTION

General Council & State Faculty of
Homœopathic Medicine, Bengal
1B, Old Post Office Street, Calcutta.
Phone : City 1206.

Embeco Homœopathic Laboratory
44/4, Canal East Rd., Cal. India.
and at
Maheshangan, Comilla, E. Pakistan.

The Bengal Homœopathic Institute
1B, Old Post Office Street,
Calcutta.

Mahesh Charitable Dispensary
25, Roybagan Street,
Calcutta.

Calcutta Homœopathic Medical
College & Hospital
265, Upper Circular Road, Calcutta.
Phone : B. B. 2654.

Mahesh Charitable Dispensary
Bitghar, Tippera
E. Pakistan.

Pratap & Hering Homœopathic
Medical College & Hospital
14/1, Narkeldanga North Road, Cal.
Phone : B. B. 2356.

Mahesh Charitable Dispensary
Harasundari Dharmasala
Benares.

Dunham Homœopathic Medical
College & Hospital
63, Upper Circular Road, Calcutta.
Phone : B. B. 2757.

The Homœopathic Recorder
\$ 3.25
Brattle Boro, Vermont
U. S. A.

Journal of the American Institute of
Homœopathy
\$ 6.50
1601, Chestnut Street, Philadelphia
3 Penna U. S. A.

Pacific Coast Journal
of Homœopathy
14/- Shillings
2200, Grove Street Berkeley, Calif.

Heal Thyself
(The Homœopathic World)
7/- Shillings
24, St. George St., Hanover Sq.
London W. I.

HEALTH
Through Homœopathy
43, Russel Sq. London W. C. I.

The British Homœopathic Journal
2½ Shillings
Faculty of Homœopathy L.H.H.
Great Ormond Street, W. C. I.

Pathan Manzil Charitable Dispensary
Suptd. Dr. Mrs. S. K. SHERWANI,
M. B. (Homœo)
Pathantooly Rd., Chittagong.

Professional Directory

LISTINGS TWO RUPEES PER INSERTION

Dr. S. N. Sen Gupta 67/1, Beadon Street, Calcutta. Phone : B. B. 3577.	Dr. P. Saha 43, Justice Chandra Madhab Road, Calcutta. Phone : P. K. 222.
Dr. N. M. Choudhuri 27/A Elgin Road, Calcutta. Phone : P. K. 214.	Dr. N. C. Das, M. A. D. M. S. 181, Panchananola Rd., Howrah. Phone : Howrah 493.
Dr. S. Bhattacharyya, B. Sc. Manager M. Bhattacharyya & Co. Phone (Residence) B. B. 1835.	Dr. Satyendra Nath Roy 60, Simla Street, Calcutta.
Dr. J. N. Majumdar M. Sc., M. B., F. R. C. S. 6, Ironside Road, Cal. P. K. 15.	Dr. I. B. Sanyal M. Sc., M. B. 81, Cornwallis Street, Calcutta. Phone : B. B. 1964.
Dr. S. K. Das, B. Sc., M. B. 71/2 Musjidbari Street, Calcutta. Phone : B. B. 4238.	Dr. G. Dirghangi 1, Huzurimull Lane, Bowbazar, Cal. Phone : B. B. 2938.
<p>হোমিওপ্যাথিক চিকিৎসা (চিকিৎসা সহকারী মাসিক পত্রিকা) সম্পাদক— ডাঃ সত্যেন্দ্রনাথ রায় প্রধান সম্পাদক— ডাঃ এম, এম, সেনগুপ্ত বৈশাখ হইতে বর্ষ গণনা করা হয়। যে কোন মাস হইতে গ্রাহক শ্রেণীভুক্ত হইতে পারা যায়। বার্ষিক সভাক, ৪১০ টাকা। পাঠাগার, হাসপাতাল, দাতব্য-প্রতিষ্ঠান ও ছাত্রদিগের জন্য ৩০ টাকা। এম, ভট্টাচার্য্য এণ্ড কোং কলিকাতা।</p>	<p>Dr. Md. Abdul Gafoor Mullick D. M. S. Yusuf Basir Homœo Clinic. Vill. Selimabad (Lalchand Bazar). P.O. Jamalpur. Dist. Burdwan.</p> <p>"BHARAT BRAND" HOMŒO PHIALS Most reliable and durable. Manufactured by :— FREE INDIA GLASS INDUSTRY. 57/4, Raja Dinendra Street, Cal. Stockists :— M. BHATTACHARYYA & CO.</p>



THE HOMŒOPATHIC HERALD.

Vol. XII.

JUNE, 1951.

No. 3.

Editorial

HEALING POWER OF WATER.

Water is the first creation of God. It is of supreme importance for the preservation of life. No life can exist without this essential element. Because of this life-saving power of water it appeared first in the mind of God when He was thinking of creating the universe. Without water the magnificent creation of God will collapse in a moment like a house of cards.

Hydrodynamic knowledge of man is no longer in its elementary stage of development. Advanced study of Hydrodynamics has made us fully aware of the immense forces of water. Electricity has developed from water-power and electricity is a powerful medicine for the cure of human diseases. Hydrology has taught us various uses of water. Hydropathy, the treatment of diseases by the use of water, is no longer unknown to the people of the world. Many diseases have been cured by this new system of healing art.

Moreover, it is a well-known fact that certain places on the surface of the earth are famous for their water. The water of Rajgir in Bihar is very famous for its peculiar power of healing certain diseases which invade human organism. In India, Chunar, Mirzapur, Bhubaneswar and many other places attract the attention of many sick individuals for the wonderful curative powers of their water. Health-seekers flock there and live for the cure of their sickness. In western U. S. there is a medical lake containing

"strong Medicine Water" from which is derived *Skookum Chuck*, a medicine curing tumours, eczema, Hay-fever, ozoena, rheumatism, urticaria, etc. Some patients are greatly relieved by sea-bathing. A patient of eczema went to Puri on sea-side. There she used to take her daily bath in the sea. Within two weeks her eczema disappeared. Four months after her return from Puri the eczema reappeared. One gentleman with a kind of skin eruption on his hand went to Puri and there was so great an aggravation in his skin conditions by sea-bathing that he felt it necessary to leave the place.

The Holy water of the Ganges has cured many incurable diseases. Leprosy, asthma, various skin diseases, etc. have been cured by bathing regularly in the Ganges. Disease germs cannot continue to live long in the sacred water of the Ganges. It was a custom among certain section of the Indian people to throw dead bodies from snake bite into water with the hope that the dead might come back to life. Instances of this are not rare. Bhimsen, the second Pandava, was given snake poison by Durjodhana while they were playing in the river Jamuna. It is said that he died by the action of this poison and his dead body disappeared into water. But after several weeks he returned home. The story of Nakindar is another instance of this kind. Laba and Kush, the two sons of Sita, wife of king Ram Chandra of Ajodhya, killed Rama, Laskman, Bharat and all their men in battle without knowing that Ram was their father. But Valmike, the renowned sage under whose care these two boys were living returned home and sprinkled over the dead bodies some holy water which brought all the dead bodies back to life. Suchitra and Bichitra, two sons of Radha, killed Srikrishna and the Pandavas in a battle on the bank of Falgu river in Gaya. A sage, the guardian of these two boys, brought all the dead bodies back to life simply by sprinkling a kind of holy water over the dead heroes.

In homeopathic literature we find that cold water application relieves certain disease conditions. Here Led, Puls,

Asar, Fl. ac. Apis, Arsenic (Headache) Causticum (cough), etc. are the remedies. Headache relieved by cold water requires Ars. A. Bryonia, Glon. Phos., etc. Cough relieved by cold water requires Causticum and cough relieved by hot water requires Spong.

Thus we find that water is very useful for our life. Life is another name for water. The wisdom of God at once realized the great value of water for the protection of universe and so he created it first.

N. C. DAS.

—o—

GLEANINGS.

1. Incipient phthisis in anæmic patients : Calc-p.
2. Phthisis, later stage when cavities have formed, sunken-in intercostal regions : Calc-p.
3. Phthisis, as soon as he closes eyes, he feels like smothering : Carbo. An.
4. Phthisis, cold feeling in chest, horribly offensive, green, purulent expectoration : Carbo. An.
5. Phthisis, must be fanned though breath is cold :
Carb. Veg.
6. Phthisis, inspiration difficult and painful; burning in chest; exhausting night sweats; palpitation when lying on left side : China.
7. Phthisis, cough in horizontal position, must swallow sputum : Con.
8. Phthisis, during last hours to give relief, frequent deep sighs, suffocation with desire for fresh air : Dig.
9. First stage of tuberculosis, cough after midnight : Dros.
10. Phthisis with severe pain in chest; purulent expectoration; foul taste in mouth; black pores on chest and shoulder : Dros.

11. Phthisis, severe tearing pain throughout chest, esp. apex of right lung ; dry cough terminating with expectoration of black blood : Elaps-cor
12. Phthisis, epistaxis alternating with spitting of blood : Fer. Met.
13. Phthisis, paleness of buccal cavity, vomiting of food : Fer. Met.
14. Phthisis, third stage, sides of chest tympanitic, inclination to lie on back : Fer-Iod.
15. Late stage of tuberculosis, pains in left apex ; extremely offensive sputa, offensive night sweats, skin hot, especially on hands : Guaiacum.
16. Phthisis, burning in eyelids when closing them ; hot hands ; cough with taste of blood or sulphur ; tightness of chest : Ham.
17. Phthisis, heat and dryness of palms of hands : Hep. s.
18. First stage of tuberculosis, marked feeling of weakness in chest, particularly on going up-stairs : Iod
19. Phthisis, tickling all over chest exciting dry cough ; Iod.
20. Phthisis, with morbid hunger, eats well but loses flesh : Iod.
21. Laryngeal phthisis, cough every inspiration, hoarseness ; pain in midsternum through to back : Kali Bich.
22. Phthisis, lower portion of right lung affected, stitches through chest to back : Kali c.
23. Phthisis with puffiness of the upper eyelids : Kali-c.
24. Phthisis, a slight touch of the feet causes the patient to jerk them up in affright : Kali-c.
25. Phthisis, caused or aggravated after confinement or nursing : Kali-c.
26. Phthisis, sensation of hollowness in chest ; cough at 3 a. m. : Kali-c.

WONDERS OF HOMEOPATHY.

N. C. DAS.

(1) A boy, 9 years of age, was brought to me with the following symptoms.

(a) Mumps, both sides, can hardly open mouth, can talk or drink liquids with great difficulty, swelling enormous.

(b) Dryness of mouth and throat, yet no thirst.

(c) Fever high, temp. 102° — 103° .

(d) Symptoms worse at night, pain, fever, etc.

(e) Sweat at night.

(f) Oily face.

(g) Constipation.

(h) Nausea and vomiting, not constant.

(i) Urine frequent and profuse ; yellowish.

(j) Irritable mood.

It was the fourth day of mumps. For the first three days he was given Bell, Rhus t. Fer. Phos. 6x Kali Mur. 6x with no effect.

He received Merc. Sol. 200, 6 doses.

Three doses on the 4th day.

Two doses on the 5th. day.

One dose on the 6th. day.

Temp. dropped to normal within 48 hours and the swelling dispersed completely in a week.

(2) Girl, 6, had an attack of mumps.

(a) Swelling on one side, hard, painful.

(b) Fever worse at night, temp. 101° — 103° .

(c) Constant pain about navel with tendency to diarrhœa.

(d) Restless at night, starts during sleep, Merc. Sol. 1000, three doses, 12 hours apart, cured in a week.

(3) Baby, 2 years of age, had mumps with the following symptoms.

(a) Swelling on right side, cannot open mouth without pain and inconvenience.

(b) High temp. especially during night.

(c) Constipation.

(d) Face oily.

(e) Sweat.

Received Merc. Sol. 1000, 3 doses, 12 hours apart, cured in 5 days.

After a week the swelling appeared on the left side with old symptoms. She was again given Merc. Sol. 1000 and was free from trouble within a week.

(4) Boy, 22 years of age, had an attack of mumps with the following symptoms.

(a) Swelling on both sides, great pain, cannot open mouth.

(b) Face very oily.

(c) High fever with drowsiness.


(d) Constipation.

(e) Urine scanty and yellowish.

(f) Thirst not marked. No appetite.

Received Merc. Sol. 1000, with good results but the progress was extremely slow. He passed into Allopathic hands and developed orchitis and very high fever. He was in bed for about a month.

Here the failure is due to external application of a domestic medicine. It was applied without my knowledge. As soon as it came to my notice I ceased to give him medicine and he sought help from the old school. He recovered after a good deal of suffering.



ASSAM STATE HOMŒOPATHIC CONFERENCE

SILCHAR

3rd March, 1951.

ADDRESS

OF

DR. G. N. SINHA, M. D., (U. S. A.)

President, Faculty of Homœopathic Medicines, West Bengal.

*Principal, Calcutta Homœopathic Medical College and
Hospital.*

Mr. Chairman, Brother Practitioners, Ladies and Gentlemen,

I should thank you from the very bottom of my heart for asking me to preside over the deliberations of this Conference which is the first of its kind in Assam. I consider it to be a great privilege and highly appreciate the honour shown to me. I have accepted the invitation, in spite of my indifferent health as it has given me an opportunity to meet the Homœopathic Practitioners of Assam and to serve the cause of Homœopathy in this part of India. I trust that, with your kind help and co-operation I shall be able to discharge the onerous duties entrusted to me.

At the outset I consider it to be my pleasant duty to offer my cordial thanks to the I. G. C. H., Assam, for having taken the trouble to open the first session of the Assam Homœopathic Conference, in spite of his numerous preoccupations in connection with the health problems of the State. His presence in this Conference and sympathetic outlook will surely be very encouraging. I also take this opportunity to convey my thanks to the members of the Homœopathic Enquiry Committee, Assam, who have also taken the trouble to come and attend the Conference.

EARLY HISTORY OF HOMŒOPATHY.

The Homœopathic Law of Cure, promulgated by Hahnemann, is undoubtedly an eternal and immutable Law of

Nature. From the time of Hippocrates, the Father of Western Medicine, down to the present times, there were fleeting glimpses and vague foreshadowing of the great Law. Galen, Paracelsus, Stohl, Hopman, Haller and many others refer to this Therapeutic method of Cure. The doctrine of Similia Similibus Curentur "Poison is the cure for poison" was also known to the Practitioners of Ayurvedic System of Medicine in India. It was re-discovered by Hahnemann when translating Cullen's *Materia Medica* in 1790, who after 15 years of patient and prolonged investigation, experimentation and observation, put it upon a sure and scientific basis and proclaimed it as an universal Law of Cure in 1805. The cardinal principles of Homœopathy Simili Simplex Minimum are, it may be pointed out, in perfect accordance with the latest discoveries in Science. Modern researches in Biology, Chemistry and Medicine have established these cardinal principles beyond doubt and confirmed to-day the doctrines that Hahnemann not only anticipated but preached about a century and a half ago.

When, Hahnemann propounded his Homœopathic doctrine, it was not readily accepted by the traditional school. Vested interests, long-standing prejudice and orthodoxy of the Physicians and Apothecaries stood in the way of its acceptance. They attacked Hahnemann and his disciples in various ways to the detriment of the growth and expansion of Homœopathy and subjected its adherents to all sorts of persecution. The story of their struggles and triumphs is a romance in the history of Medicine and may be read with interest in Bradford's *Life of Hahnemann* and Ameckie's *History of Homœopathy*. The discoverers of new truths generally meet with persecution in this World, as they usually seek to overthrow ancient errors and long-standing prejudices.

Homœopathy, in spite of all oppositions and persecution has grown and flourished and has steadily gained recruits and obtained a firm hold on the public mind as shown by the establishment of numerous permanent Institutions and Schools, Colleges, Hospitals, Dispensaries and Societies

all over the world and they are thriving and multiplying steadily. Time will not permit me to make a full and complete survey of the growth, development and expansion of the Homoeopathic system in different countries. I however, make only a passing reference to its expansion. From Germany Homoeopathy gradually spread to Austria, France, Italy, Russia, Spain Netherlands, England and Scotland. In England at present Homoeopathy enjoys the patronage of the Royal Household and the Faculty of Homoeopathy has been inaugurated in that country. From Europe Homoeopathy spread to U. S. A., Mexico and Brazil where also the system of treatment has been recognised.

The only real and reliable test of the truth of Homoeopathy or of any other system of treatment is the practical trial of it at the bed-side, in the treatment and cure of diseases. Homoeopathy has outlived its critics. Facts speak louder than words. The rapid spread of Homoeopathy within the course of a century and a half in the face of opposition and obstruction and without any Government support, goes to prove that it has stood the acid test of clinical experience everywhere and definitely established its therapeutic efficacy in the treatment of all types of Medical, Surgical, Gynæcological and other diseases, both acute and chronic.

Advising his followers, Hahnemann once said "Prove everything: hold fast to that which is true". Keeping this in view a challenge "Put it to the test and publish failures to the world" was thrown out to the members of the medical profession. But alas! the words fell on deaf ears. Some of the critics, however, who accepted the challenge and sincerely experimented with it became converts to this new system of treatment.

It is a pity that Hahnemann's challenge has remained unheeded by a very large section of medical practitioners. If prejudices had not stood in the way and if there had been more of toleration, Homoeopathy would have been recognised long ago and Homoeopathic Medical Colleges,

Schools and Hospitals would have been founded in much larger numbers all over the world than what they are to-day.

HOMŒOPATHY IN INDIA.

With the advent of British Rule in India, Allopathic Medical Colleges, Hospitals and Dispensaries were started. They flourished with Government support and the Allopathic system of treatment came into vogue and spread throughout the country. But Homoeopathy could not count upon any such State support or patronage. It had to stand upon its own intrinsic merit. It was through the strenuous efforts of distinguished Homoeopathic Physicians and eminent patrons of learning that Homoeopathy became popular and firmly established in this country.

Dr. Nash, a world-renowned Homoeopath once said that "The days of miracles in Medicine are not yet gone. Hahnemannian Homoeopathy performs them still". The words of old Dr. Nash hold good to this day.

The phenomenal and rapid expansion of Homoeopathy, the wide popularity that it has attained amongst all classes of people in this country, in spite of lack of encouragement and support from the Government, must be attributed to the brilliant success achieved by its adherents in combating all forms of diseases.

Gentlemen, it will not be too much to say that Bengal may be considered the real home of Homoeopathy in India, for it was in Bengal that the first Homoeopathic College and Hospital were founded and the first General Council & State Faculty of Homoeopathic Medicine was inaugurated. From this Province Homoeopathic Graduates carried the torch of Homoeopathy to different parts of India. By their single-minded devotion and zeal they have rendered Yeoman's service for the spread and popularisation of Homoeopathy in Uttar Pradesh, Madhya Pradesh, Bihar, Bombay, the Panjab, Madras, Assam and many of the Indian States. To-day we find Homoeopathic

Colleges, Schools and Dispensaries gradually springing up all over the country.

The attitude of the Government of India towards Homoeopathy has hitherto been one of apathy and indifference though there were isolated instances of encouragement and passive support by high Government officials here and there.

But with the dawn of a new era and in response to persistent popular demand all over the country, the attitude of our National Government towards Homoeopathy has been gradually undergoing a happy transformation and an Enquiry Committee was accordingly appointed in 1948—“(i) To report on the place of Homoeopathy in relation to Medicine in all its aspects including the treatment, prevention and control of disease (ii) To survey the existing facilities for the teaching of Homoeopathy in India, the extent to which this system of treatment is practised in the country and the manner in which such practice is carried on, i. e., whether by people adequately trained or not and (iii) To make recommendations to Government on (a) the measures to be taken to improve facilities for training in Homoeopathy and to regulate such training and (b) the desirability of State control of the practice of Homoeopathy and, if control is desirable the manner of such control”.

The Report of the Enquiry Committee has generally been well received by the profession and supported by the General Council & State Faculty of Homoeopathic Medicine, West Bengal, The Calcutta Homoeopathic Hospital Society, The Bengal Homoeopathic Institute, The All India Institute of Homoeopathy, The Bombay Homoeopathic Association and many other well-known public Homoeopathic Institutions, the distinguished leaders of our Profession and by many Homoeopathic periodicals of repute throughout the country, in spite of some disagreement here and there.

The Government of India, I am glad to say, has accepted in the last, the 3rd Health Ministers Conference

the recommendations of the Homoeopathic Enquiry Committee for all practical purposes. This change of outlook is surely another mile-stone in the history of the Progress of Homoeopathy in this country and in the world.

However, I hope that our District and Provincial Conferences will now take up and consider the recommendations of the 3rd Health Ministers' Conference. The matter is of paramount importance to us. Here I specially draw your attention to the recommendations and invite you to carefully and critically consider the matter and give your considered opinion, as the matter is of vital importance to Homoeopathy.

I am glad that the District Association of Silchar, Cachar, also supports the Enquiry Committee's report with some reservations here and there.

Gentlemen, I am sure you are aware that since the publication of the Enquiry Committee Report and its acceptance, the Government of India appears to have seriously taken up the matter, for we find that at the instance of the Hon'ble Health Minister, Central Government, a Conference of the Health Ministers of different States was held in September, 1950, in Delhi. A brief summary of their recommendations has since appeared in the newspapers. The recommendations, I have no doubt, will have far-reaching effect on the different systems of treatment now in vogue in this country. It is heartening that the Governments of West Bengal, Uttar Pradesh, Madhya Pradesh, East Panjab and Bombay have begun to recognise Homoeopathy and are gradually extending their patronage. It is a happy sign that Homoeopathic Colleges, Hospitals and Dispensaries are steadily on the increase all over the country. Gentlemen, it gives me great pleasure to testify that the Rehabilitation Ministry with the Government of India has established Homoeopathic Co-operative Health Dispensaries in Delhi and at the persistent demand from all sections of people, the Government of Uttar Pradesh and Bihar have already

passed Acts in recognition of Homœopathy in their respective States. We find also that many Indian States previously under ruling chiefs have recognised Homœopathy and a State Faculty of Homœopathic Medicine has been established at Tranvancore. For details of the action taken or contemplated by State Governments to regulate the practice of Homœopathy, Homœopathic Enquiry Committee's report may be referred to.

It is highly gratifying to note that very recently an Enquiry Committee has also been appointed by the Hon'ble Minister-in-charge of Public Health with the Government of Assam, on lines somewhat similar to those of the Central Government and let us hope that the special requirements of this province will be kept in view. The District Homœopathic Association. Silchar, Cachar, has certainly done a distinct service to the cause of Homœopathy in Assam by convening this Conference of the Homœopathic Practitioners of the Province at the right moment and deserves the best thanks of the Homœopathic Profession for having done so. I am glad to find that, at its call, the votaries of Homœopathy in the Province have assembled together in large numbers in this Conference. It is a matter of congratulation that the benefit of Homœopathic System has been appreciated and has taken root in Assam as the presence, at this Conference of a good number of Homœopathic Practitioners and sympathisers from all ranks of life, eloquently testifies. Time does not permit me to give a detailed account of the history of the growth and expansion of Homœopathy in your Province. The Chairman of the Reception Committee, I am sure, will deal with the matter elaborately in his address. I am confident that the Members assembled in this Conference will envisage the present situation and carefully study the various problems that confront the Homœopathic profession and devise ways and means for the growth and expansion of Homeopathy in this Province, and try to safeguard the interest of all the bonafide Homœopathic Practitioners as also to form a strong representative committee with the object of pressing their point of view on the

Government and the members of the Enquiry Committee in the light of the requirements of the province and take such steps as well be conducive to the development of Homoeopathy and the doctrine of the Healing Art as promulgated in the organon of Medicine by Hahnemann.

Gentlemen, here I may mention that the American Institute of Homoeopathy which is undoubtedly the biggest Homoeopathic Organisation in the World, has declared that "A Homoeopathic Physician is one who adds to his knowledge of medicine a special knowledge of Homoeopathic Therapeutics and observes the Law of Similia in healing patients. All that pertains to the great field of medical training is his by tradition, by inheritance, by right", keeping in view the ideals of Hahnemann, that "That when we have to deal with an Art whose end is the saving of human life, any neglect to make ourselves thorough masters of it becomes a crime". These words truly represent the stand-point of the Homeopathic Profession.

Homoeopathy is really a boon to a poor country like India. It is not only scientific and highly efficacious in the treatment of all diseases but at the same time very cheap and economical for the masses as compared to other methods of treatment prevailing in this country. I, therefore, hope and trust that, with a view to propagate the Homeopathic system of treatment, the Government of this State and the Legislature will be pleased to consider the matter sympathetically and establish at an early date and with popular support, a General Council & State Faculty of Homoeopathic Medicine by a Medical Act on the lines of sister states with the following objectives :—

- (i) Framing regulations for Homoeopathic Practice.
- (ii) Registration of Homoeopathic Practitioners.
- (iii) Establishment of Homoeopathic Institutions, Shools, Colleges, of Hospitals, Dispensaries, etc.
- (iv) Control of Homoeopathic Pharmacy.

The Homoeopahtic Profession are united and firm in their demand for separate Homoeopathic Institutions. The cardinal principles of Homoeopathy and its distinctive

approach in the treatment of diseases make it obligatory for us. A compromise on this issue is not at all possible.

A little veneering of the knowledge of Homoeopathic Materia Medica and the principles of Homoeopathy will not serve our purpose. Our Colleges must impart a thorough training in all the Homoeopathic Subjects in addition to the basic preclinical and clinical sciences as much of it as is necessary for understanding of the Homoeopathic system so as to turn out fully qualified Homoeopathic Physicians capable of holding their own ensuring the growth and expansion of Homoeopathy in their Country, by serving as Physicians competent to perform their main duty of curing the sick as also the other duties of Physician viz in the sphere of preventive medicines, social hygiene and Medico-legal aspects.

It gives me pleasure to quote here the following lines from the Enquiry Committee's Report which clearly express our standpoint with regard to separate Homoeopathic Training Institutions.

"The main argument adduced by Homoeopaths including the Members of our Committee in support of purely Homoeopathic Medical teaching institutions is the apathy and perhaps active antagonism which the Practitioners of the regular system have, according to them, towards Homoeopathy. They think the other most important reason for their demanding separate Institutions is the entirely distinctive approach of Homoeopathy in the realm of all therapeutics. They feel that Homoeopathy will not have a chance of developing Homoeopathic training and research unless they get institutions of their own."

We highly appreciate the change of attitude on the part of the Government and the financial aid which is being given to the Homoeopathic Institutions by different state Governments. But we must confess that it is very inadequate and falls far short of our expectation. It is to be hoped, however, that with the recognition of Homoeopathy

by the Central Government, financial help will be forthcoming and Capital and recurring grants extended on a much larger scale to the Homœopathic Colleges, Hospitals and Dispensaries for upgrading the existing ones and starting new ones in as-much-as the demand of modern science are very exacting and nowhere can a medical Institution grow and thrive properly without adequate financial assistance from the State.

Gentlemen, it is my fervent hope that at this critical juncture in the history of Homœopathy in this country, Homœopaths in Assam should rise to the height of the occasion and stand firmly united with their Homœopathic Comrades of the West Bengal and other parts of India and give a proper lead so that Homœopathy may grow and flourish and its benefits and blessings may reach every home of Assam and India.

G. N. SINHA.

—o—

LIVING ON GRAM FOR FIVE DAYS

ONE VILLAGER DIES OF CHOLERA AS A RESULT

Berhampore, April 28.—Rice being scarce in the Patikabari and Ball unions of Noada thana, villagers are living on gram, kalai and other cereals.

It was gathered that one Rabkul Sheikh of Kamadpur village died of cholera, as he was living on gram for five days in succession. Many villagers are suffering of bowels disorders for taking such cereals continually, instead of rice, which remains unavailable.

—o—

T. B. MENACE

KASHMIR GOVT. TAKE STEPS TO COMBAT DISEASE

Srinagar, April 28:—Despite the valley's invigorating climate, tuberculosis is spreading in Kashmir at a faster

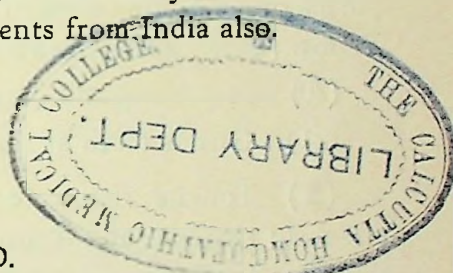
pace than in the rest of India, according to expert opinion here. Refugees have particularly fallen a prey to the disease obviously due to malnutrition and poor housing conditions.

The State Government is trying to combat the disease by mass B. C. G. vaccinations and other measures.

As no accurate figures about the extent and incidence of T. B. in Kashmir are available, it is proposed to undertake a survey in this connection in Srinagar city to start with.

Dr. Hafiz Ullah, the State's Tuberculosis Specialist told Pressmen here that the sanatorium for tuberculosis patients at Tangmarg, which was damaged by Pakistan raiders in 1947, was being thrown open for in-patients this year. He said the Government might accept patients from India also.

—o—



TYPHOID.

SEC II.

CROTALUS HOR.

- (1) Sinking down towards foot of bed (Mur. ac).
- (2) Weakness.
- (3) Hæmorrhages from all orifices ; even from the pores.
- (4) Stools black, thin, like coffee grounds, offensive or dark. Fluid hæmorrhages from bowels, urine dark, scanty.
- (5) Great and distressing restlessness.
- (6) Twitching, jerking, tremulousness.
- (7) Fetid breath.
- (8) Face, besotted (Bapt).
- (9) Anxious, pale, with cold sweat.
- (10) Stupid, cannot express himself correctly.
- (11) Perception diminished.

(12) Mental delusions; awakes struggling with imaginary foes; thinks he is surrounded by enemies; or hideous animals.

(13) Delirium, languor, drowsiness, stupor.

(14) Muttering delirium in typhoid; wide open eyes; delirious with moans.

(15) Marked indifference.

(16) Blood oozes from the eyes; from ears; from nose.

(17) Yellow colour of eyes, also of the whole body.

(18) Redness or blueness of the point of the nose.

(19) Face: besotted; anxious; pale; livid; bloated; purple; blue around sunken eyes. Death-like pallor; leaden. Yellow; cold sweat; drawn features.

(20) Trembling and quivering of lips and eyelids.

(21) Grinds teeth at night.

(22) Tongue red, sore; yellow; stiff, numb; smooth and red; swollen and protruded. Tongue and all around throat feel tied up; he cannot speak. Dry tongue.

(23) Salivation, flow bloody or frothy.

(24) Throat dry.

(25) Hungry, trembling, weakness.

(26) Bleeding from the anus and other openings of the body.

(27) Albuminuria in course of typhoid; urine suppressed or scanty;

(28) Oozing of blood from under nails.

(29) Finger tips throb,

(30) Starts in sleep.

(31) Drowsy but cannot sleep.

(32) Torpor, drowsiness, coma.

(33) Symptoms worse after sleep.

(34) Tongue dry, dark, brown; tongue coated yellow with red edges and tip.

- (35) Dizziness, confusion, deep coma.
- (36) Ecchymoses.
- (37) Hæmorrhages dark fluid.
- (38) Heart markedly weak.

CHINA.

- (1) Excessive prostration, great mental and bodily weakness.
- (2) On closing eyes sees fingers of persons.
- (3) Dulness of hearing. Hardness of hearing.
- (4) Pale face, dry mouth, yellow coated tongue, great thirst.
- (5) Abdomen meteoristic and tender with pains in bowels.
- (6) Watery lienteric stools. Dark fluid stools at night.
- (7) Scanty urine.
- (8) Tardy convalescence in consequence of serious hæmorrhages.
- (9) Indifference and apathy.
- (10) Painless diarrhœa, bloatedness of abdomen.
- (11) Sleepiness.
- (12) Heaviness of head.
- (13) Dread of dogs and other animals at night.
- (14) Head feels bruised; brain feels bruised, carotids throb.
- (15) Ringing in ears; debility.
- (16) Nosebleed.
- (17) Lips dry, hard, cracked, blackish; blackish and shriveled.
- (18) Mouth dry, tongue black, tip turns, followed by ptyalism.
- (19) Wants highly seasoned food.
- (20) Cannot breathe with head low. (Asthma).
- (21) Heaviness in limbs, especially the thighs Numbness of parts on which he lies.
- (22) Heat of face with cold body.
- (23) During heat desire to uncover.

- (24) Sweat on side lain on.
- (25) Great debility, trembling, averse to all exercise.
- (26) Twitching of limbs.
- (27) During sleep snoring, moaning, whining.
- (28) On waking head hot.
- (29) On waking cannot collect one's senses.
- (30) Sleepless from making plans.
- (31) One hand icy cold, the other warm.
- (32) Veins of hands distended.
- (33) Hæmorrhages from mouth, nose, or bowels ; wants sour things.
- (34) Worse every other day.

CAMPHOR.

- (1) Icy-coldness all over, with death-like paleness of face.
- (2) Great coldness of the surface with a desire to be uncovered.
- (3) Great prostration. Sinking of vital forces with paleness.
- (4) Insensibility to touch.
- (5) Coldness of limbs.
- (6) Mental anxiety.
- (7) Heaviness of head.
- (8) Face pale.
- (9) Pupils contracted, immovable.
- (10) Lock-jaw with cold surface of the body.
- (11) Nausea relieved by eructation,
- (12) Stool blackish, involuntary ; rolling and rumbling in bowels.
- (13) Coldness of body with paleness.
- (14) Sweat clammy ; cold debilitating, cold sweat all over.
- (15) Rattling in throat.
- (16) Hot breath.
- (17) Sleeplessness alternating with coma.
- (18) Great sensitiveness to cold and cold air.
- (19) Pains disappear when thinking of them.
- (20) Hands icy-cold.
- (21) Icy-cold purple, pale face.

- (22) Death-like paleness of face, alternating with redness.
- (23) Lobules of ears red, hot.
- (24) Great nervous restlessness of body and limbs.
- (25) Cold pointed nose, cold mouth.
- (26) Great thirst with red dry tongue.

CALADIUM.

- (1) Sweet odor of sweat which attracts flies.
- (2) With the breaking out of sweat, amelioration of all the complaints.
- (3) Unconsciousness or coma.
- (4) Delirious, unintelligible murmuring.
- (5) Aversion to medicine.
- (6) Dizzy after lying down and closing the eyes.
- (7) Sensitive to noise ; the slightest noise startles from sleep.
- (8) Earache during the fever.
- (9) Sensation as if a spiderweb were sticking here and there on face.
- (10) Flies are attracted to the face and head.
- (11) Coma, in typhus, lying with mouth half-open.
- (12) Dryness and burning in throat, mouth, fauces. Fauces and pharynx dry, not the mouth.
- (13) Thirst and want of appetite before coma.
- (14) Thirstless, even aversion to cold water ; drinks only warm drinks.
Drinks hastily on arousing from coma.
- (15) Acrid sour vomit makes the teeth feel too long.
- (16) Throbbing about navel.
- (17) Stool : soft, yellow ; soft, afterwards thin red blood. Constipation all through the disease.
- (18) Urine offensive.
- (19) Pulse very frequent, hardly to be felt in typhoid. Rapid, filiform.
- (20) Heaviness in limbs ; limbs weak.
- (21) Lies unconscious ; with single jerks, sometimes affecting the whole body.

- (22) Sleep disturbed by every slight noise, even rattling of paper. Starting in sleep, moaning and groaning.
- (23) Heat with throbbing of the body.
- (24) Stitches, like with needles, in various parts of body.

IGNATIA.

- (1) Result of recent grief. Effects of disappointed love.
- (2) Suffers from suppressed or deep grief with long drawn sighs, much sobbing. Hopelessness.
- (3) Patient's face changes colour very often when at rest.
- (4) Desire to be alone.
- (5) Heaviness of head. Throbbing in occiput. Head feels sore, bruised. Trembling and shaking of head.
- (6) Cannot bear glare of light. Acrid tears.
- (7) Roaring in ears relieved by music. Intolerance of noise.
- (8) Nostrils ulcerated.
- (9) Twitchings of muscles of face.
Alternate redness and paleness of face.
Redness and heat of one cheek and ear.
- (10) Twitching of corners of mouth.
- (11) Lips dry, cracked, bleeding. Ulceration of corners of mouth.
- (12) When talking or chewing bites the cheek or tongue.
- (13) Putrid odor from mouth.
- (14) Desire to take a deep breath.
Frequent sighing.
- (15) Heaviness of feet.
- (16) Tingling in limbs.
- (17) Single jerks of the limbs when falling asleep.
- (18) Trembling of limbs. Languor in the limbs.
- (19) Restless sleep. Sleep very light ; hears everything, even distant sounds, during sleep.
- (20) Oversensitive to pain.
- (21) Pain in small circumscribed spots.
- (22) Feels as though he were swung to and fro in a swing.

KREOSOTUM.

Typhoid hæmorrhages with fetid stool, followed by great prostration.

Hæmorrhage and fetid stools in typhus.

Coldness of face and hands.

Heat mostly in the face.

Tingling in lower limbs.

Aversion to meat, vomits after it.

Putrid odor from mouth.

Hard hearing.

Eyes protruding ; sunken, blue around eyes.

Vacant gaze.

Roaring in the head.

LEPTANDRA.

(1) Dark fetid, tarry or watery stools mixed with bloody mucus.

(2) Stools consist of black blood looking like pitch.

(3) Drowsy.

(4) Tongue yellow or black down centre.

(5) Rumbling in abdomen with black stools.

(6) Urine red.

(7) Sore lame feeling in small of back.

MOSCHUS.

(1) Cough ceases and the collected mucus can not be expectorated.

(2) Respiration and pulsation of heart grow weaker and weaker.

(3) Fluid rolls audibly down the throat (Hydro. ac).

(4) Involuntary stool and urine.


MERC. SOL.

(1) Swollen and bleeding gums.

(2) Fætor from mouth.

(3) Yellow green stools, never get done feeling.

(4) Bronchitis, icteroid colour of skin.



(5) Pale and sunken face and eyes. Dirty-yellowish colour of face.

(6) Hæmaturia in typhoid. Painless discharge of blood. Hæmaturia with violent and frequent urging to urinate.

"Merc. has very little application to typhoid fever; it will spoil your case unless decided icteroid symptoms are present." Farrington.

MERC. CYAN.

- (1) Extreme prostration.
- (2) Secondary diphtheria in course of typhoid.
- (3) Eyes sunken, pupils dilated; face pale and wan.
- (4) Hiccough.
- (5) Severe pain over whole abdomen (perforation and peritonitis).
- (6) Hæmorrhage or fetid liquid discharges per anum.
- (7) Suppressed urine.
- (8) Icy coldness of skin.
- (9) Clammy cold sweat.
- (10) Sleeplessness.

—o—

INDIGESTION.

PULSATILLA.

Causes : Bread. Buckwheat. Butter. Chocolate. Coffee. Cold drinks. Fermented drinks. Eggs. Spoiled fish. Fat food. Flatulent food. Strawberries. Meat. Milk. Overloading stomach. Overstudy. Pastry, pork. Spirits. Tobacco. Watching. Water. Wine. Ice-cream. Anything that is fat or greasy. Fruit. External injuries, such as a blow upon the stomach or by straining. Nervous excitement, excessive watching or studying. Emotions anger, chagrin, grief, Etc. Dietetic indiscretions. Ice-water. Ices. Tea. Mental exertion.

Type : Acute. Chronic. Flatulent.

Desires : Alcoholic drinks. Beer. Brandy. Whisky Wine. Bread. Bread and butter. Cold drinks. Cold food. Fruit. Herring. Highly seasoned food. Indistinct, knows not what. Juicy things. Refreshing things. Sour things. Acids. Tonics.

Aversions : Bread, Butter. Drinks. Warm drinks. Fats and rich food. Food. Warm food. Meat. Milk. Pork. Tobacco. Smoking. Smoking. Water.

"Averse to fat food, warm food and drink."

"Dislikes butter."

Taste : Bitter ; offensive ; putrid ; saltish ; sour ; sweetish. Lost. Entire loss of taste. Bitter taste in the mouth and after food or drink. Greasy taste. Alterations of taste, bitter, bilious, greasy, salty, foul. Loss of taste. Slimy taste in mouth. Tongue coated white with foul taste. Taste of putrid meat in morning, with inclination to vomit ; slimy, foul, clammy, insipid, bitter, especially after eating ; bad putrid taste in mouth in morning. Taste of bad meat in mouth with qualmish nausea. Bitter taste every morning (Carb. A. Nux-v). Purulent taste. Bitter taste in evening. Bitter taste after drinking. Bitter taste during meals and while chewing. Bitter taste especially after swallowing food. Tastelessness of meat. Food, especially bread tastes bitter. Mouth and pharynx dry, and covered with tasteless, insipid tenacious mucus in morning. Bitter taste, diminished taste of all food. Bad taste in morning. Food appears too salt. Bitter taste : in morning ; in evening ; during eating ; after eating ; after swallowing ; while smoking ; after smoking ; clammy ; clay-like ; fatty, greasy ; insipid ; nauseous especially in morning. and from smoking. Putrid ; Meat tastes putrid ; slimy ; Milk tastes sweet. Tastelessness of all food.

Appetite : Want of appetite and dislike to food. Hunger and desire to eat, without knowing what. Ravenous hunger, with gnawing pain in stomach. Gnawing, hungry feeling. All gone sensation, especially in tea

drinkers. Hunger with pain in stomach. Gnawing distress in stomach, as from hunger.

Capricious. Diminished. Increased. Ravenous. Wanting.

Thirst: In morning, 2 p. m. night. Burning; Extreme.

Thirstlessness, with moist tongue, or thirst for beer and strong alcoholic drink. Thirstlessness with nearly all complaints. Thirstlessness or thirst for ale, lemonade or spirits.

Complete adipsia or excessive thirst with moisture on tongue and desire for beer or spirituous, tart, and acid drinks.

Tongue: Sensation as if tongue were too large. Tongue feels dry, and clammy. Painful blister on right side of tip of tongue. Sensation in middle of tongue, even when it is moistened, as if it had been burned and were insensible at night and in morning. Edges of tongue feel sore as if scalded. Tongue generally swollen, dorsum bright red and covered with network of dilated and congested veins. Varicose swelling on left side of tongue. Tongue loaded with a thick coating of a greyish, whitish or yellowish colour (and covered with tough mucus). Accumulation of tenacious mucus in mouth and on tongue; these parts are as it were, coated with a white skin. Cracks and painful vesicles on tongue. Constant spitting of frothy cotton-like mucus. Tongue coated with whitish mucus. Tongue coated white. Yellow or white tongue, covered with a tenacious mucus. Tongue coated yellow or white and covered with tough mucus. The tongue feels dry and clammy; in the middle as if burnt.

Tongue: Cracked; gray; white; yellow; dry mouth and dry tongue in the morning on waking without thirst.

Nausea: In the morning; In the evening; at night; better in open air. (Lyc. Tab). during apyrexia; chilliness after; after cold drinks; better after cold drinks; after drinking; while eating; after eating; from rich food;

after eating fats ; after ice-cream ; after milk ; after mortification ; after pork ; during stool. In throat ; from warm drinks. In warm room.

Nausea felt in the upper part of the abdomen, especially in the evening, after eating and drinking, with rumbling in abdomen. Colic, with nausea, ceasing after vomiting. Nausea with rumbling in abdomen (Arg-n.). Nausea with burning in throat. Nausea with sensation as of a worm in œsophagus. Acute and chronic dyspepsia ; loathing, nausea, and retching ; after eating fat, greasy food, backache. (Psor). Qualmish nausea rises up into throat. Nausea from dry meats. Nausea with longing to vomit.

Vomiting : Vomiting of bile and food ; of milky fluid ; vomiting during meals. Vomiting of bilious matter ; of food eaten long before or after each meal. Vomiting with pain in back. Vomiting at night, with sticking drawing pains in back, extending towards scapulæ. Vomiting of food in evening, followed by bitterness in mouth, with teeth set on edge. Vomiting with chills. (Ars. A. Ipec. Tart-em. Valer). Vomiting of water. Acrid, green, bilious vomiting, as if caused by fats, pastry, ices or fruits. Bitter vomiting. Cramp with vomiting. Vomiting of food, of bile ; of mucus, of bitter or sour fluid. Vomiting, sometimes violent, of greenish mucus, or bilious or bitter or acrid matter, especially in the evening and at night.

Nausea and vomiting take place principally in evening or at night or after eating or drinking, as well as during a meal and they often manifest themselves with shivering, paleness of face, colic, pains in ears or back, burning sensation in throat, and borborygmi ; vomiting during diarrhœa.

Heart burn with nausea. Waterbrash. Flow of watery and sweetish saliva from mouth, sometimes with inclination to vomit. Waterbrash with foul taste in the morning.

Eruclations : Frequent eruclations ; sometimes abortive or with taste of food or acid, or bitter, and principally after a meal ; like bile in evening. Regurgitation of food. Frequent

hiccough. Eructations putrid. Eructations and regurgitation of food after eating. Eructations after eating, tasting of food, followed by qualmsiness. Eructations after eating; tasting and smelling of food; bitter, bilious, rancid, sour; tastes like putrid meat. Disagreeable risings, belchings, especially after eating and drinking.

Eructations morning; evening; night; after eating butter; after coffee; after eating; after fats; ineffectual and incomplete; after rich food; during stool; bitter; bitter at night; empty; of food; tasting of food. Tasting of bad meat; nausea; sour eructations; esp. after coffee. Eructations tasting of rancid tallow.

Stomach and abdomen: Dyspepsia from a mixed diet, such as meats, pastry, nuts, icecream, etc. especially if the temperament agrees.

Painless rumbling of flatulence in the upper abdomen. Colic and rumbling of wind especially in the upper abdomen. Incarcerated flatulence and from it colic in the evening. Sensitiveness and inflammation of the abdominal walls. Colic with chilliness, while the menstruation is suppressed stitches and cutting in the abdomen in the evening; worse on sitting still. Sensible pulsation in the pit of the stomach. Pressure in the pit of the stomach after each meal, with vomiting of ingesta. Colic with nausea, ceasing after vomiting. Disordered stomach from eating fat food. Vomiting of mucus; of bile; of bitter-sour fluid of ingesta after each meal, especially in the evening and at night. Nausea with rumbling in the abdomen. Eructations; tasting and smelling of what has been eaten; like bile in the evening. Hunger and desire to eat without knowing what. Aversion to fat food, butter, meat, bread and milk. Thirstlessness. Taste putrid, bitter, especially after swallowing food or drink; sweetish. Beer tastes sweet. Ptyalism, the increased saliva tastes sweet. Dry mouth without thirst, thirst, wants it washed frequently. Frequently licks the dry lips. Crack in the middle of the lower lip. Offensive odor from mouth. Much sweet saliva. Food, especially bread tastes bitter. Desire for tonics. Flatulence. Dislikes

butter. Heart burn. Dyspepsia with great tightness after a meal; must loosen clothing. Vomiting of food eaten long before. Pain in stomach an hour after eating, weight as of a stone, especially in morning on awakening. Abdomen painful, distended; loud rumbling; pressure as from a stone. Colic, with chilliness in the evening. Passage of fetid flatus. Difficulty of breathing, worse at night. Irresistible desire for fresh air. Slow digestion, food vomited may be that eaten even several days before, taste of food remaining in mouth long after eating; food tastes as if too salty, pasty or of spoiled meat with accumulation of thick mucus in mouth. Sensation like a stone in stomach with difficulty of breathing, especially after a meal or early on awaking. Heart burn, more rarely waterbrash. Clawing pain in stomach relieved after meals. Hiccough after cold fruit or after drinking. Disagreeable risings, eructations; belchings, especially after eating and drinking. Crampy pains before breakfast, after meals. Feeling of distention after meals, forcing patients to loosen clothes. Thirst for beer or alcoholic drinks. Nausea with chills. Vomiting with chills.

Stool: Diarrhœa: only or usually at night, watery, greenish-yellow, very changeable; soon as they eat; from fruit, cold food, or drinks, ice-cream. No two stools alike. Before stool, rumbling, cutting colic, pains in the small of back during stool, shaking chill, pain in the small of the back. After stool chilliness in the small of the back; colic as from flatulence: tenesmus from the anus up along the sacrum.

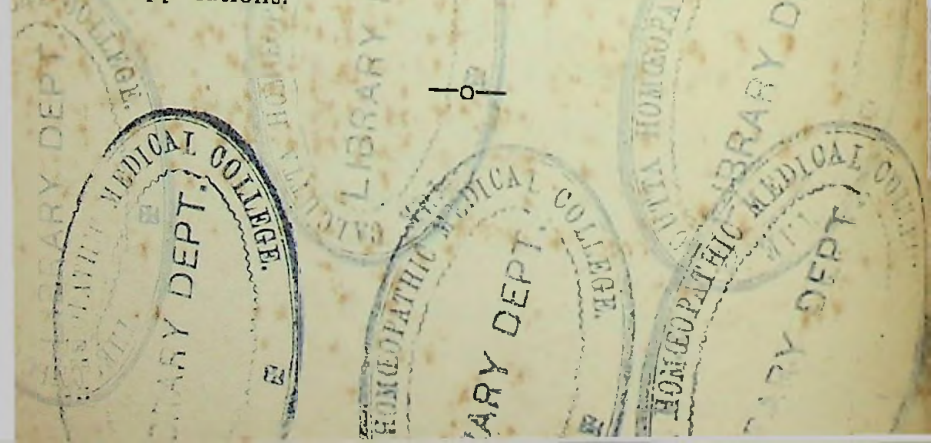
Constipation: Stools hard and large, after suppressed intermittent fever by quinine. Alternate constipation and diarrhœa. Difficult soft stool, with straining and backache. Hæmorrhoidal tumour with great soreness.

Urine: Incontinence of urine, The urine is discharged by drops when sitting or when walking. Involuntary discharge of urine when coughing, when passing wind, during sleep. Scanty brown-red urine. Reddish sediment.

Accompaniments ; Mild, bashful, yielding disposition with inclination to weep. Peevishness, which increases to tears with chilliness and thirstlessness. Mild, gentle, yielding disposition. Sad, crying readily ; weeps when talking, changeable ; contradictory. The patient seeks the open air, always feels better there, even though he is chilly. Thirstless, peevish and chilly. Wants the head high, feels uncomfortable with only one pillow. Lies with hands above head. Discharges thick, bland and yellowish-green. Symptoms ever changing. Pains rapidly shifting from one part to another. Thirstlessness. General condition worse from warmth or in a warm room, better in the open air or cool place or cold applications. Irresistible desire for fresh air. Chilliness. Nasal discharge or expectoration yellow, yellowish green, green and fetid. Alternate redness and paleness of the face. Colour of the face pale, or yellowish, with sunken eyes. Face bloated, purple. Sweat in the (one side of) face and on the hairy scalp. Dyspnoea when lying on back, at night. Sensation of soreness in the soles of the feet. Chilliness with the pains. "Chilliness, thirstlessness and oppression of the chest."

Aggravation : Evening ; Twilight ; In a warm close room. Lying on left side, or on the painless side. Rich, fat food. Heat.

Amelioration : In the open air, Cold air. Cool room. Cold applications.



HEADACHE.

[Continued from page 80]

LAUROCERASUS.

Location: Brain. Forehead. Right side of forehead. Left side of forehead. Over eyes. Occiput. One side of head. Temples. Right temple. Vertex.

Aggravation: Morning in bed. Afternoon. Evening. 10 P. M. night. Open air. Pressure of hat. Intoxication. Before menses. At the commencement of menses. During menses. Motion. Sitting. Stooping. Upright, erect position. On entering a crowded room, late hours, loss of sleep. Touch. Waking late hours, loss of sleep, touch. Walking. Walking in open air. Warm room.

Amelioration: Walking in open air. Stooping. Rubbing. After sleep. Standing. Lying. Pressure. After eating. Open air.

Description: Chronic headaches from nervous prostration. Sensation of icy coldness on vertex as from cold wind, then in forehead and nape of neck, extending to small of back after which all the pains in back disappear.

Sensation of looseness in the brain as if it were falling into forehead; when stooping without pain.

Brain feels contracted and painful slow small pulse.

Qualmishness and nausea in pit of stomach worse in warm room.

Better in open air.

Shocks and stitches through head.

Stupefying pain in whole head.

Stupefying headache with feeling of weight and sensation on stooping as if the brain fell forward and struck against them.

LACHNANTHES.

Pain : Burning. Bursting. Dull. Sore. Bruised.
Stitching. Pulsating. Beating. Throbbing.

Location : Forehead. Occiput. Temples. Vertex. right side of head. Right temple.

Aggravation : Morning. Morning until 10 A. M. forenoon. Evening. Lying down. Least noise. Open air.

Amelioration : After eating. Supper. Walking about.

Attending Symptoms : Head feels enlarged. Skin moist and sticky. Face yellow. Much thirst. Sleepiness.

Description : Headache, pressing eyes outward

Head feels enlarged and as if split open with a wedge from outside to within, body very cold and cannot get warm, skin moist and sticky, face yellow, whines with the pains.

Head burns like fire with much thirst.

Sensation as if the vertex were enlarged and were driven upward.

Dullness and dizziness in head with sensation of heat in chest and around heart.

Painful tearing in forehead and temples down to cheeks.

Sleepiness.

Sensation of great weakness as from loss of fluids.

All symptoms better by walking about, and worse by lying down.

Right sided pain extending to jaw.

Head feels enlarged.

Worse least noise.

Scalp very painful to touch, sensation as if the hair were standing on end.

Worse in occiput.

Pricking headache.

Tearing in right temple extending to cheek, tearing in vertex.

Tearing in forehead from left to right.

Painful tearing in forehead in open air

LAC. FEL.

Pain : Pulsating. Dull. Lancinating. Beating. Throbbing.

Location : Vertex. Forehead. Occiput. Left side of head. Over eyes. Over left eye. Temple.

Aggravation : Reading. Early in the morning.

Attending Symptoms : Mouth filled with saliva, Rigidity of cords of neck.

Description : Acute pain from vertex down left eye and temple with so much agony that she has to hold her head firmly with her hands and rush through the house from room to room screaming.

Intense pain from head down to face causing the mouth to fill with saliva.

Pulsation in the head.

With sensation of heat in forehead and constriction across bridge of nose.

Dull pain in forehead in the region of eye brows.

Heaviness in the forehead.

Heavy pressure in sides of head and vertex.

Acute pain in vertex ; acute pain early in morning on vertex and left side of head, it commences just in front of vertex with flush of heat which extends front about an inch and is followed by the intense pain, the heat and pain then spread never crossing median line down left side as a veil taking half the nose and jaws and entering ear causing her to close the eyes from its intensity ; during the pain head drawn down so that chin pressed heavily on chest and her agony was so great that she had to hold the head firmly in her hands and rush through the house from room to room screaming.

Acute pain over left eye and temple.

Pain in head worse reading.

Sharp lancinating pains passing zigzag down left side of head about every ten minutes from vertex towards left ear.

Head over eyes.

Pain in forehead, occiput and left side of head with rigidity of cords of nose.

Crawling on top of brain.

Weight on vertex.

LAC. CAN.

Type : Migraine. Neuralgic.

Location : Forehead. Left side of forehead. Over eyes. Over right eye. Over left eye. Left side of head. Temple. Vertex.

Pain : Pressing. Sore. Bruised. Stunning. Stupefying. Cutting. Lancinating. Throbbing. Stabbing. Dull.

Aggravation : Morning. Morning on waking, afternoon. Night. Cold air. Draft of air. Ascending steps. Closing eyes. Combing the hair. Concussion. Darkness. Jar. Light. Looking fixedly at anything. Looking upward. Lying. Before menses. Mental exertion. Motion. Moving head. Noise. In school girls. Talking. Exposure to cold wind.

Amelioration : Lighting the gas. Open air. Cold application. After sleep. Warm room. Washing head with cold water. By keeping quiet.

Description : Sensation of walking and floating in the air. Pain first in one side, then on the other.

Blurred vision, nausea and vomiting at height of attack of headache. Occipital pain with shooting, extending to forehead.

Sensation as if brain were alternately contracted and relaxed.

Migraine which seems to commence at nape of neck, darting and shooting into the forehead, now here now there, worse by noise and talking, better keeping quiet and in fresh air.

Confused feeling in head with icy coldness in body even when warmly covered or when sitting near the stove.

She finds it impossible to make the least mental effort.

Severe sharp cutting pain in one or the other temple waking her at night.

Neuralgic pain at left side of the head followed by a film over right eye with inclination to *rub* it off but gives no relief.

Sick headaches beginning in nape, the pain settling gradually in right or left forehead.

Pain in left occipital region running up when moving head.

Headache over eyes worse when sewing, frontal and occipital, worse turning eyes up.

Sharp lancinating pain in a zigzag line from right side of forehead to an indefinite pain at occiput.

Pain instantaneous and sometimes repeated. As soon as it is felt she lays aside whatever she is doing and lies down from an indefinite dread that it will return; if at night she goes to bed at once, has great dread of the pain though not very severe.

Recurred for several days.

Sharp throbbing pain in right side of forehead,

Sharp pain like a stab in right temples at 7 p. m.

Throbbing pain just over right temple, pain in forehead, afternoon, first on left side, then on right, over left eye principally.

Headache over left eye on first waking and great pain in pelvis, most marked at right ovary.

Headache first on one side of forehead, then in the other.

On going into the cold wind felt terrible pain as if it would split open, better on going into warm room.

Headache in upper part of forehead with sensation of a broad band pressed firmly across forehead from one temple to the other.

Darting pain across forehead and over eyes.

Headache over both eyes extending back over left ear.

Dull pain in right temple and right eye with pressure on vertex during menses.

Headache worse noise, talking; better by keeping quiet.

Intense headache entirely relieved by cold water application but soon returned, not however as severe.

Pains in the head during day, first on one side, then on the other, it seems perfectly unbearable, better on first going into the air but soon grows worse.

LYSSIN.

Type: Chronic.

Pain: Bursting. Crushing. Pressing. Sore. Bruised.
Boring. Beating. Throbbing. Pinching. Contracting.
Stupefying.

Cause: Bites of dog rapid or not.

Location: Forehead. Right side of forehead. Over eyes. Over left eye. Occiput. Temples. Both temples. Vertex.

Aggravation: Daytime. Noon. Afternoon. 3 p. m. evening, 9 p. m. excitement of emotions. Mental exertion. Motion. Noise. Noise of falling water. Noise of voices. Reading. Stooping. Touch. Warm room. On hearing running water. Writing. Bad news. Stirring about.

Amelioration: Cold air. Open air.

Description: Maddening, outward pressing pain in forehead, he pressing his head against the wall.

Severe headache in both temples and over the eyes, worse during day from stooping, stirring about.

Pressing and stupefying pain in vertex, irritable.

Touching the scalp makes headache.

Numbness of extremities, cross and annoyed by trifles.

Emotion and bad news aggravate head symptoms.

Chronic headache.

Boring pain in forehead.

Beating and throbbing headache most severe in right temple, and above right eye, each bone feels shattered and sore from temple to temple.

Violent headache, most in temples and forehead, worse during day, stooping, stirring about, frequent pressure on vertex as if a cast which filled top of head were pressing in down.

Headache from bites of dogs, rapid or not.
Scalp feels contracted and pinched.

LOBELIA INFL.

Type : Gastric. Periodical.

Pain : Pressing, stitching. Dull. Tensive. Aching.

Location : Above eyes. Above left eye. Occiput. Left side of head. Temples. Vertex.

Aggravation : Morning on waking. Evening. Night. Ascending steps. Coughing. After eating. Motion. Open air. Spirituous liquors. Smoking tobacco. Afternoon until midnight.

Amelioration : On covering head.

Description : Dull heavy pain around the forehead, from one temple to the other on a line immediately above the eye brows.

Pains through the head in sudden shock.

Outward pressing in headaches in the afternoon, increase until midnight, every third attack being alternately more or less violent ; dull headaches, violent nausea, vomiting and great prostration.

Gastric headache with nausea, vomiting, and great prostration, worse after noon until midnight, tobacco.

Dull heavy pain.

Headache aggravated by coughing.

Brain racked by cough which causes intolerable pain. Cephalalgia especially during movement and when ascending a staircase chiefly in vertex.

Tension in head in evening especially in occiput.

Aching in occiput, sometimes chiefly in open air or else diminished by covering head.

Pressive pain over left side of occiput worse at night and from motion.

MURIATIC ACID.

Location : Brain. Forehead. Left side of forehead. Over eyes. Over right eye. Over left eye. Occiput. One side of head. Temples. Vertex.

Pain : Boring. Digging. Burning. Crushing. Shooting. Sore ; Bursing. Pressing. Stitching. Tearing. Pulsating. Beating. Throbbing.

Aggravation : Morning. Morning on rising. Morning on awaking. 9 A. M. To 1 P. M. noon. Afternoon. Evening. Open air. Binding up hair. Blowing nose. Coughing. After eating. Looking fixedly at anything. Lying. Moving eyes. Noise. Noise of distant talking. Everyday ; pressure. Sitting. Stooping. Upright erect position. Straining eyes. Touch. Walking. Walking in open air. Storm ; windy weather. Exposure to wind. Exposure to cold wind.

Amelioration : Walking. Touch. Pressure. Motion. Lying. Sneezing. Yawning.

Description : Headache as if brain were clasped by hand and were being twisted and torn.

Steady sharp pain in back part of head with a heavy feeling as if occiput were filled with lead : worse on rising up in bed, moving eyes, better moving body, walking in open air.

Especially in cold wind.

Distant sounds cause headache.

Jerking, beating, tearing from left half of occiput to forehead, soon same on right side.

Heavy feeling in occiput with drawing stitches, worse right side close to nape with swollen gland tender to touch.

Headache as if brain were bruised, torn, or demolished ; feeling as if brain were loose.

Tearing and stitches in head coming on in periodical shocks.

Shocks, tearing and shootings in head.

Pain as if brain were crushed.

MOSCHUS.

Type : Hysterical.

Location : Brain. Forehead. Right side of forehead. Over eyes. Occiput. One side of head. Right side of head. Temple. Vertex.

Pain: Boring. Digging. Bursting. Cutting. Stabbing. Darting. Drawing. Dull pressing. Sore. Bruised. Stitching. Stunning. Stupefying.

Attending Symptoms: Sense of constriction in chest. Fainting. Chilliness all over. Inclination to involuntary stool and copious flow of colourless urine. Nausea. Vomiting.

Description: Pressive headache as from a heavy weight on the head.

Headache deep in the brain, in occiput and right temple.

Sensation as if a cord were frequently drawn and tightened as if to cut the head in two.

Pains as if a nail were pressed into the occiput of which the point pierces the brain.

Hysterical headache with fainting spasms and sense of constriction in chest.

Chilliness all over.

Inclination to involuntary stools and copious flow of colourless urine.

Great restlessness in lower extremities, worse in the room, better in fresh air.

Headache with nausea and vomiting which compels lying down.

Heaviness in head.

Compressive and stunning headache especially just above root of nose, with nausea in evening, better moving head and in room, in open air. Cramp-like and tensive, drawing in head and especially in occiput extending nearly to nape of neck.

With nausea, worse in evening, when sitting in room and when becoming cold.

Better in open air, when getting warm.

Aching and boring pain in occiput as if a nail were driven into brain.

Worse sitting in a room

MEZEREUM.

Type : Syphilitic.

Causes : Scrofulosis. Syphilis. Suppression.

Location : Bones. Forehead. Right side of forehead. Left side of forehead. Over eyes. Over right eye. Occiput, One side of head. Both sides. Right side of head. Temples.

Pain : Boring. Digging. Burning. Bursting. Drawing. Pressing. Sore. Bruised. Stitching. Stunning. Stupefying. Tearing. Pulsating. Eating. Throbbing.

Aggravation : Morning. Morning in bed. Afternoon. Evening. Night. Open air. Anger. Bending head to painful side. Binding up head. Combing hair. Coughing. Exertion of body. Pressing hair. Coughing. Pressure of hat. Lying. Mercury. Motion. Violent motion. Moving head. Pressure. Reading. Sitting. Stepping heavily. Talking. Touch. Vexation. Walking. Warm bed. Warm food. Warm room. Changes of weather. Damp cold weather. Exposure to cold wind.

Amelioration : Open air. Darkness. After eating. Pressure. Stooping.

Attending Symptoms : Shuddering and shivering. Vomiting of mucus.

Description : Violent headache and great sensitiveness to the least contact after a slight anger.

Headache in temples and sides of the head after an exertion and from talking much, extending into malar bones ; worse in open air, better by stooping ; of scrofulous or syphilitic origin from suppression of eczema.

Headache with shuddering and shivering worse in open air.

Splitting headache, head throbs on movement, brings up water from stomach with straining, feels low and weak.

Pressive and stunning headache in temples and sides of head.

[To be continued.

SOME USEFUL PUBLICATIONS

In English, Bengali, Hindi and other Languages.

- Barnett's—Consumption, 325 pp. 3/8 ; Gout 184 pp. 2/- ; Liver 252 pp. 3/8/- ; Skin, 271 pp. 3/- ; Tumour, 384 pp. 4/- . Fistula. 1/- .
 Custis.—Practice of Medicine, 376 pp., cloth, 6/- .
 Ghose's.—Medical Dictionary, 6th edn. 570 pp. ; 5/- .
 Fisher's.—Diseases of Children, 1070 pp., cloth, 20/- .
 Hering's.—Condensed Mat. Med. 1,000 pp. ; 18/- .
 Holcombe's. "Truth About Homœopathy", & "How I Became A Homœopath" etc. in one vol. -/12/- .
 Jahr's.—Venereal Diseases, Royal 387 pp., cloth, 10/- . Diseases of Females and Infants at the Breast— Royal 317 pp., Cloth, 10/- .
 Knerr's.—Repertory to Hering's Guiding Symptoms in Press.
 Knerr's—Drug Relationship, 223 pp. 2/- .
 Lippe's.—Repertory 438 pp., half morocco, 12/- .
 Case Taking Form. 16 pp. ,/3/- each, Doz. 1/14/- .
 Cholera, 3rd edn. 146 pp. -/12/- .
 Epitome of Homœopathic Practice (a pocket book), 6th edn. 408 pp., cloth, 1/8/- .
 External Homœopathic Medicines and First-Aid 2nd edn. 141 pp., 1/8/- only.
 Family Practice with chapters on Anatomy and Physiology, 6th edn. 375 pp., cloth, 5/- .
 Manual of Mat. Med. with Allen's Clinicals. In 2 vols. 3rd edn. 1995 pp. 14/- .
 Pharmaceutist's Manual (including Indian Drugs), in Press.
 Twelve Tissue Remedies, 228 pp. 1/8/- .

পারিবারিক চিকিৎসা	১৮শ সংস্করণ	১২৭০ পৃ:	৬/-
অর্গানন	২য় সংস্করণ	২৮৪ পৃ:	২।০
ওলাউটা চিকিৎসা	২ম সংস্করণ	৪৬ পৃ:	।০
ওলাউটা তত্ত্ব	৩য় সংস্করণ	২৫৫ পৃ:	১/-
জনমেন্দ্রিয়ের পীড়া	৬ষ্ঠ সংস্করণ	১১২ পৃ:	।০
তুলনামূলক মেটেরিয়া মেডিকা	৩য় সংস্করণ	১২১৬ পৃ:	১৬/-
নবদেহ পরিচয়	৬ষ্ঠ সংস্করণ	১১২ পৃ:	১/-
সংক্ষিপ্ত পারিবারিক চিকিৎসা	২ম সংস্করণ	৩৫২ পৃ:	১।০
পারিবারিক ভেষজ তত্ত্ব	৩য় সংস্করণ	১০২৫ পৃ:	৬/-
বহুমূত্র	২য় সংস্করণ	৪৪ পৃ:	।০
বায়োকৈমিক চিকিৎসা সার	৫ম সংস্করণ	১৮২ পৃ:	১/-
বায়োকৈমিক চিকিৎসা বিজ্ঞান	২য় সংস্করণ	৭০০ পৃ:	৫/-
বেরিবেরি বা এপিডেমিক ড্রুপসি		৫৮ পৃ:	।০
ভেষজ-লক্ষণ-সংগ্রহ	৬ষ্ঠ সংস্করণ	২ খণ্ডে সম্পূর্ণ	২০/-
রেপার্টরী	৩য় সংস্করণ	৭৬৪ পৃ:	১/-
রোগ লক্ষণ সংগ্রহ পুস্তিকা		১৬ পৃ:	।০
স্ত্রীরোগ চিকিৎসা	২য় সংস্করণ	৩১৬ পৃ:	২।০
হাম ও বসন্ত চিকিৎসা		৫৮ পৃ:	।০
ক্রুরোগ চিকিৎসা		৪৪ পৃ:	।০

Genuine
Biochemic Medicines

Of Renowned
LUYTIES PHARMACAL CO.
U. S. A.

Obtainable in original sealed
bottles, containing 1,000
Celloids (Tablets).

Agents :—

M. BHATTACHARYYA & CO.
73, Netaji Subhas Rd., Calcutta.

Famous
Biochemic Medicines

Products of
BOERICKE & TAFEL
U. S. A.

Available in original sealed
bottles of different capacities,
viz. 4 oz. and 1 lb. etc.

Sole Agents :—

M. BHATTACHARYYA & CO.
73, Netaji Subhas Road, Calcutta.

A Song of Symptoms

OF
SIXTEEN REMEDIES

BY
PATERSIMILIAS

A new idea for the teaching of
Homœopathy.

Key notes and humorous rhymes
of each remedy with illustrations
in three colours.

Printed in art paper, bound in
full cloth.

Rs. 6/- only.

M. BHATTACHARYYA & CO.
73, Netaji Subhas Rd., Calcutta.

Cineraria Maritima
Suceus (B. & T.)

Sole Agents :—

M. BHATTACHARYYA & CO.

Homœopathic Books

of Dr. S. K. Bose,

L. M. S. G. C. M. C.

Principal :—

College of Homœopathy, Cal., Bengal.

Practice of Medicine 4th Ed. Rs. 4/8

Materia Medica 4th Ed. Rs. 4/8

Physiology 4th Ed. Rs. 2/-

Midwifery 2nd Ed. Rs. 2/8

Repertory 2nd Ed. Rs. 1/4

Bengali Chikitsha Prakaran Rs. 3/-

Sole Agents :—

M. BHATTACHARYYA & CO.

Sole Agents :—

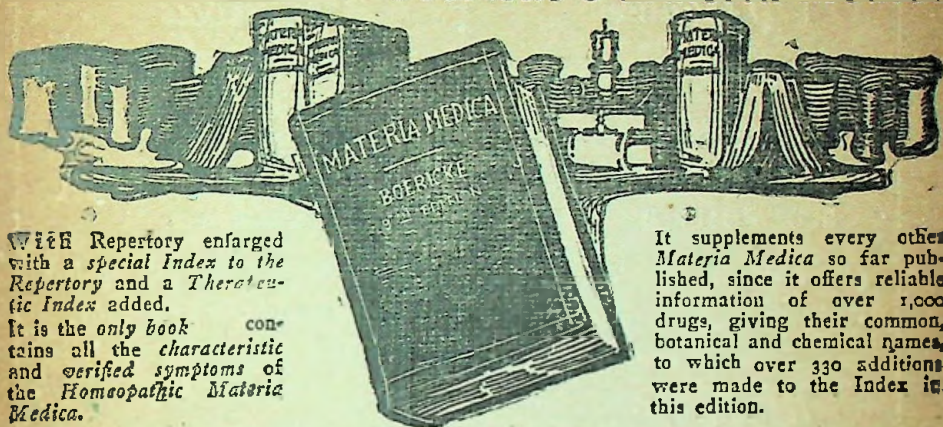
for all Homœopathic, Biochemic
and other Products of—

BOERICKE & RUNYON

M. BHATTACHARYYA & CO.

JUST PUBLISHED
THE NINTH EDITION OF

Boericke's Materia Medica



With Repertory enlarged with a special Index to the Repertory and a Therapeutic Index added. It is the only book contains all the characteristic and verified symptoms of the Homoeopathic Materia Medica.

It supplements every other Materia Medica so far published, since it offers reliable information of over 1,000 drugs, giving their common, botanical and chemical names, to which over 330 additions were made to the Index in this edition.

Every Student and Practicing Physician should have a copy
1042 pages, Genuine Flexible Leather Binding: Price \$8.00,
postage prepaid in U.S.A.

PUBLISHED BY

BOERICKE & RUNYON, 518 Sixth Ave., New York City
Branch, 116 South 11th St., Philadelphia, Pa.

Sole Agents:—**M. BHATTACHARYYA & CO.**

HOMŒOPATHIC MEDICINES

WHEN OF **M. BHATTACHARYYA & Co.**

Are genuine and cheap.

Medicines are potentised and dispensed under direct supervision of long experienced registered doctors.

Attenuations and filtrations are done most scientifically in up-to-date machines and the process is open to our customers' inspection.

M. BHATTACHARYYA & CO.
CALCUTTA.

Always

INSIST ON OUR
MACHINE MADE
TABLETS.

—o—

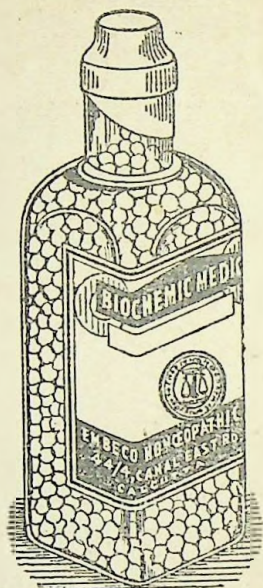
SCREW CAPPED
BOTTLE CONTAINS
1,000 TABLETS.

—o—

Made of

B & T'S
SUGAR OF MILK.

—o—



M. BHATTACHARYYA & CO.

HOMOEOPATHIC CHEMISTS & PHARMACISTS.

73, Netaji Subhas Road, Calcutta.

Homoeopathic Mother Tinctures, Spirit Rectificatus and other Pharmaceutical products are manufactured.

Every step of the manufacture beginning from the collection and identification of the drugs, their pulverisation, maceration, percolation, distillation, filtration and right up to the bottling of the finished product is done with scrupulous care under the direct supervision of highly qualified chemists, botanists and pharmacists of vast experience.

EMBECO Homoeopathic Laboratory

(BONDED)

CANAL EAST ROAD, Calcutta.

Phone—B. B. 5633

Tele.—Similicure, Cal.

Printed by DR. SAMARENDRA BHATTACHARYYA, B.Sc. at The Economic Press
25, Roy Bagan Street, and Published by the same on behalf of
M. Bhattacharyya & Co., 73, Netaji Subhas Road, Calcutta.

May, 10, 1951.