

The
HOMŒOPATHIC HERALD

(Journal of Pure Homoeopathy)

Vol. XII.

April, 1951.

No. 1.



**HOMŒOPATHIC MEDICINES, HOMŒOPATHIC
BOOKS AND VIALS ETC.**

Headquarters for all fresh plant tinctures, tablets, triturations, and dilutions, specialties and sundries.

All of our Homoeopathic tinctures which we make are made according to the "United States Homoeopathic Pharmacopœia," which is the only Homoeopathic Pharmacopœia recognized as standard by the government of the U. S. A. The method of preparation conforms also with that of the British Homoeopathic Pharmacopœia.

BOERICKE & TAFEL, INC.

EXPORT DEPARTMENT.

1011, Arch Street Philadelphia. PA. U.S.A.

Different Departments of
'M. BHATTACHARYYA & CO.

HOMŒOPATHIC :

Head Office :—73, **NETAJI SUBHAS ROAD, CALCUTTA.**

Post Box : 643 Cal.

Phone : Bank 2536

Tele. 'Similicure' Cal.

CALCUTTA

Branches :

1. **Shambazar**
133, Cornwallis Street.
2. **Shovabazar**
281/1, Upper Chitpur Rd.
3. **Simla**
198, Cornwallis Street.
4. **Sealdah**
162, Bowbazar Street.
5. **College Street**
90/8A, Harrison Road.
6. **Dharamtala**
43, Dharamtala Street.
7. **Bhowanipur**
42D, Ashutosh Mukherje Rd.
8. **Kalighat**
8A, Russa Road.

U. P. Branch :

Benares
 (Close to Harasundari
 Dharamshala.)

**EMBECO HOMŒOPATHIC
 LABORATORY (Bonded)**




Trade Mark

Reg. No. 2735.

Canal East Road, Cal.
 Phone B.B. 5633.

Optical Store

73, Netaji Subhas Rd., Calcutta.



PRINTING :

ECONOMIC PRESS.
 25, Roy Bagan St., Calcutta.

East Pakistan

1. **Head Office** :—
Comilla.
 (Maheshangan)
Tele : EMVATTA. Comilla
Phone : Com. 58.
2. **Branch** :—Dacca.
 1, Wiseghat street,
 Patuatooly.
Tele : EMVATTA. Dacca
3. **EMBECO**
 Homœopathic Laboratory
 Maheshangan,
 Comilla.
4. **AYURVEDIC :**
 Vaidic Oushadhalaya
Main Office & Factory :
 Comilla.
 (East Pak.)

ALLOPATHIC STORE

Head Office :— 85, Netaji Subhas Road, **CALCUTTA.**

Phone—Bank 2948. (Retail & Wholesale—also serve Prescriptions.) *Tele*.—'Allopathic' Cal.

Branch :— 203, Cornwallis Street, Calcutta. (Open Day and Night)

LABORATORY

Canal East Road, **CALCUTTA.** Phone—B.B. 5633.



HOMŒOPATHIC HERALD

EDITOR

Dr. N. C. Das, M. A., D. M. S.

BUSINESS MANAGER :

Dr. Samarendra Bhattacharyya, B.Sc.

CONTENTS.

April, 1951.

EDITORIAL—N. C. DAS.	1
GLEANINGS ...	2
MEDICAL SCIENCE	
BY DR. D. N. DAS GUPTA.	4
CARBOLIC ACID ...	8
INFANT'S EMERGENCY CASES	
BY B. K. GOSWAMI.	11
HERBERT A. ROBERTS M.D.	17
TYPHOID ...	18
PATHOLOGICAL PRESCRIBING	
BY T. K. M. ...	27
LETTER FROM FACULTY	29
HEADACHE—N. C. DAS.	32
DIRECTORY OF HOMŒOPATHIC	
INSTITUTIONS, ETC. ADV.	3
PROFESSIONAL DIRECTORY ..	4

Contributions.— Should be written very neatly on one side of the paper only. Manuscripts are not returned whether approved or not. Articles and communications should be addressed to the Editor, The Homœopathic Herald, 73, Netaji Subhas Road, Calcutta.

Business correspondence.— All business correspondence and advertisements should be addressed to the Business Manager, M. Bhattacharyya & Co.

Subscriptions: India Rs. 7/8/- (post free) per annum. Single copy - 1/8/-. Special reduced subscription for Students, Public Libraries, Schools and Colleges, and Charitable Institutions.

Rates of advertisement: Ordinary page—full page 32/-, half page 18/-, quarter page 12/-.

Remittances—Remittances in advance to M. Bhattacharyya & Co. 73, Netaji Subhas Rd. Cal.

Books in Press.

Copy Right by—**M. BHATTACHARYYA & CO.**


- | | |
|---|--|
| <p>1. Samuel Hahnemann's <i>Materia Medica Pura</i>, in 2 Volumes.</p> <p>2. Dr. S. K. Bose's—
(a) <i>Human Anatomy and Physiology.</i>

(b) <i>Midwifery with Diseases of Infants and Reproductive Organs.</i></p> | <p>3. Hindi and Urdu Translation of <i>Jahr's 40 years' Practice.</i></p> <p>4. Urdu Translation of <i>Nash's Leaders of Homœo Therapeutics.</i></p> <p>5. Hindi, Urdu, Bengali, Guzrati and Asamia Translation of <i>Burnett's "Fifty Reasons for being a Homœopath".</i></p> |
|---|--|

Professional Directory

LISTINGS TWO RUPEES PER INSERTION

<p>Dr. S. N. Sen Gupta 67/1, Beadon Street, Calcutta. Phone : B. B. 3577.</p>	<p>Dr. P. Saha 43, Justice Chandra Madhab Road. Calcutta. Phone : P. K. 222.</p>
<p>Dr. N. M. Choudhuri 27/A Elgin Road, Calcutta. Phone : P. K. 214.</p>	<p>Dr. N. C. Das, M. A. D. M. S. 181, Panchanantola Rd., Howrah. Phone : Howrah 493.</p>
<p>Dr. S. Bhattacharyya, B. Sc. Manager M. Bhattacharyya & Co. Phone (Residence) B. B. 1835.</p>	<p>Dr. Satyendra Nath Roy 60, Simla Street, Calcutta.</p>
<p>Dr. J. N. Majumdar M. Sc., M. B., F. R. C. S. 6, Ironside Road, Cal. P. K. 15.</p>	<p>Dr. I. B. Sanyal M. Sc., M. B. 81, Cornwallis Street, Calcutta. Phone : B. B. 1964.</p>
<p>Dr. S. K. Das, B. Sc., M. B. 71/2 Musjidbari Street, Calcutta. Phone : B. B. 4238.</p>	<p>Dr. G. Dirghangi 1, Huzurimull Lane, Bowbazar, Cal. Phone : B. B. 2938.</p>
<p>হোমিওপ্যাথিক চিকিৎসা (চিকিৎসা সম্বন্ধীয় মাসিক পত্রিকা) সম্পাদক— ডাঃ সত্যেন্দ্রনাথ রায় প্রধান সম্পাদক— ডাঃ এম, এন, সেনগুপ্ত বৈশাখ হইতে বর্ষ গণনা করা হয়। যে কোন মাস হইতে গ্রাহক শ্রেণীভুক্ত হইতে পারা যায়। বার্ষিক সভাক, ৪১০ টাকা। পাঠাগার, হাসপাতাল, দাতব্য-প্রতিষ্ঠান ও ছাত্রদিগের জন্য ৩০ টাকা। এম, ভট্টাচার্য্য এণ্ড কোং কলিকাতা।</p>	<p>Dr. Md. Abdul Gafoor Mullick D. M. S. Yusuf Basir Homceo Clinic. Vill. Selimabad (Lalchand Bazar). P.O. Jamalpur. Dist. Burdwan.</p> <p>"BHARAT BRAND" HOMEO PHIALS Most reliable and durable. Manufactured by :— FREE INDIA GLASS INDUSTRY. 57/4, Raja Dinendra Street, Cal. Stockists :— M. BHATTACHARYYA & CO.</p>



In Memoriam

HERBERT A. ROBERTS, M. D.

Born May 7, 1868

Died October 13, 1950

Teacher, Author, Master Prescriber



THE
HOMEOPATHIC HERALD.

Vol. XII.

APRIL, 1951.

No. 1.

EDITORIAL.
REVITALIZE HOMEOPATHY.

The year 1950 can be regarded as a year of remarkable progress of Homeopathy in all climes of the world as Homeopathy in this particular year received governmental support in India, England, Italy, and in many other parts of the globe. This is no mean achievement. Such recognition is the inevitable result of ceaseless labour of many distinguished followers of Hahnemann who one hundred and fifty years ago through the grace of our Almighty God introduced the new system of healing for the amelioration of human sufferings for which they found no soothing remedy in the dominant school of medicine. Hahnemann himself and his diligent disciples with their indefatigable labour effected many brilliant and satisfactory cures which never failed to draw the attention of the people towards this new system of treatment. The miraculous effects of the Homeopathic drugs at once drew a train of intelligent medical graduates to its study with most happy results. The combined efforts of many successful physicians did not take long to place Homeopathy on an elevated seat of everlasting honour and imperishable glory. A glance at the trustworthy clinical history of Homeopathy will never fail to convince an ardent observer who will find in the pages of our literature ample evidence of resourcefulness of Homeopathy which can under favourable circumstances very well supersede the one which constantly challenges and opposes it with relentless fury. The past glory and achievements of our school of medicine were very much appreciated by the rulers of the states of

the world and being attracted by the supreme virtues and impressive clinical results of Homeopathic drugs they have at last showed Homeopathy its due respect and honour.

This kind of governmental recognition is really of considerable value for Homeopathy. But it alone will not suffice. Homeopathy has fallen from its former place of honour. It is set at naught. It is a great fall. It is to be raised from this stigmatic fall. The dying fame of Homeopathy is to be re-established. A very difficult, but not hopeless, task is before us Homeopaths. To re-vitalize Homeopathy, to raise it from the abyss of inaction and disgrace will require herculean labour and immense patience. Aberrant Homeopaths and irresponsible chemists must abandon their slothfulness and help staggering Homeopathy which carries a boundless bliss for humanity. For reinstatement of Homeopathy to its former seat of glory Homeopaths must cultivate a spirit of benevolence. Every Homeopath, whoever he may be, can invite the attention of a good number of patients by free distribution of Homeopathic medicines daily for a couple of hours. Dr. Hahnemann himself used to distribute medicine to the poor clients daily for two hours without taking any kind of remuneration for his labour. It is a golden way to re-establish Homeopathy to its old throne of glory.

—o—

GLEANINGS.

1. Blueness of hands and nails in tuberculosis : Chin-ars.
2. Phthisic after injuries of chest : Ruta.
3. Cough, patient loses flesh and has night-sweats and fears phthisis : Sulph.
4. Phthisis florida in chlorotic girls in suppurative stage : Puls.
5. Incipient phthisis : Am-c.
6. Hæmoptysis in phthisis pulmonalis : Sang.
7. Tubercles in apex of left lung : Spong.

8. Hæmoptysis in consumptives or masturbators, with flying pains through lungs : Ferr.

9. Hæmoptysis with ulceration of lungs, great emaciation and debility : Calc-c.

10. Phthisis pulmonalis and tuberculosis : dry cough all day causing frontal headache : Calc-c.

11. Tubercles in lungs with hectic fever : Phos.

12. Phthisis tuberculosis of left lung, with expectoration of dark lumps of clotted blood ; fits of coughing, very violent at night : Acaly,

13. Phthisis pulmonalis or tuberculosa ; cough day and night : Carb-veg.

14. Night-sweats during phthisis ; Agar ; Acet-ac.

15. Phthisis pulmonalis or tuberculosa ; with expectoration of yellow, purulent matter and tubercles : Carb-veg.

16. Ulcers in lungs with purulent expectoration having sweetish taste and putrid odor : Calc-c.

17. Ulcerations in different parts of lungs : Sulph-ac.

18. Hectic fever in phthisis pulmonalis with profuse night sweats : Polyp.

19. Hectic fever in Phthisis tuberculosis : Lycop.

20. Hectic fever with phthisis : Nat-m.

21. Tuberculosis of joints or white swelling : Tuberculinum.

22. Limbs icy-cold in tuberculosis : Chin-ars.

23. Tuberculosis abdominalis : Natr-s.

24. Suppression of menses from tuberculosis : Lycop.

25. Sore mouth in last stages of Phthisis : Lach.

26. Nausea in last stages of phthisis : Lob.

27. Laryngeal phthisis following whooping cough : Drosera.

28. Calcarea Ost is one of the most effective agents, if indicated by temperament and symptoms, in the cure of this malady (pulmonary consumption), and if applied at a stage when a cure is at all possible.

29. Kali carb. is very useful in incipient and even with advanced cases of phthisis pulmonalis lower right lung, with

profuse expectoration of matter of pus-like appearance, greatly emaciated, no appetite, quite a large cavity in the lung ; aggravation at 3 A. M.

30. Patient seems as if running into consumption, with long-continued cough after a cold or after an attack of Pneumonia, profuse expectoration from low down, deep in chest, as it came from mid-sternum, with pain through to between the shoulders, exhausting night sweats, great general weakness : Kāli-hydro.

31. Phthisis florida (if given early), pains run through upper left chest to shoulder : Theridion c.

32. Incipient phthisis, chest pains, stitching pain in left breast, running through to shoulder-blade : Myrtus Com.



MEDICAL SCIENCE.

(DR. D. N. DAS GUPTA B. A., L. M. S. (Homœo))

India is the mother land of Medical Science ; it had its origin in India, long before its dawn in other countries. The tide of Science plied its course from India to Egypt, thence to Greece, Rome and other countries. India achieved eminence in culture of Medicine, Surgery & operative midwifery, before, its rays fell elsewhere.

The *Chark*, & the *Susrut* refer its origin to the "make of Brahma," non-human make. Medical Science affords two systems, the contrary & the similar. The vedic age of charak, and the Tantric age of kanad accorded the contrary system ; gradually from the later part of the Tantric-age, the "Similar system made its peep," "medicine & disease" "symptoms similar." Germany, just made a genial soil for it in constantinople, in plague, it made an active effective enterprise. India then took up this similar—System, Homœopathy, as an economic medical aid to the suffering humanity.

Homœopathy is a science & art of the therapeutics. As a science, it lays down principles, rules, in "Organon,

as an Art it puts those into practice in conformity to similar symptoms in the sick & medicine in *Materia Medica*.

Materia Medica has three aspects-Pharmacology, Pharmacopœa & Pharmacodynamics which deal with origin, preparation, & use of medicine respectively.

The salient feature of Homœopathy lies in *similia Similibus curantur*, which signifies that in unmixed, so single & simple medicine cures a sick individual, representing similar symptoms.

The healing agent, the medicine, has an out-look, similar out-look, prevails in the sick & the cause; but an invisible, *dynamic power* or the vital force exists in the medicine, sick, & the cause to act in or move the material out-look, this testifies to the fact that the "*Like acts on the like or the like likes the like*" which justifies the significance "*similia similibus curantur.*"

Homœopathy is related to psychology and physiology that study mind & body and to Botany, chemistry & Physics which study the remedial agents.

Homœopathy is the most economic medical aid, domestic & social. By virtue of its utility, easy permanent relief to the suffering humanity, it forms a salient part of Home Education.

THE STUDY OF ORGANON.

The word "Organon" may stand as organon and signify a basis on which stands something. Homœopathy as a science & art of medicine, stands on a basis, an organ & may justify the significance of the same *Organon*.

The organon, lays down rules, as a science, puts these rules, as an art, into practice. One well-equipped with these rules and method of practice, with his object to heal the sick rapidly, gently and permanently, may ply his enterprise as a good Physician, for this he may know the sick, the disease, the medicine, in organon and other allied Sciences, Physiology, Psychology, Botany, Physics, Chemistry etc.

The "sick" is an individual; he may be studied in Physiology and Psychology, the Body and the Mind. The word disease may mean off ease, far from "ease", indisposition, which, a subjective and objective study of mind and body may reveal. that is, subjective "Symptoms" perceptible by the subject, the sick and the objective "signs", which are visible, touchable; the totality of symptoms and signs signify the disease. The medicine is studied in Botany, Chemistry, Physics and other Sciences of metals, etc which are grouped in *Materia Medica*, a study of the source and origin, the preparation, and the use and effects of Medicine in Pharmacology, *Pharmacopœa* and pharmacodynamics, respectively.

The man is a creature of environments, the earth. Light, Air, water, food, etc, he has his being therein, his good or evil condition lies therein, thus arises a uniformity in "the sick", "the cause" of his disease, the healing agent—"Medicine"—a uniform relation of "affinity" prevails in "the sick". "the cause," "the medicine" *dynamic power* invisible, untouchable, also called *vital force*, enables the Material aspect of the sick, the cause, the healing agent to move, function in respective way. the out-look itself has no existence without that vital force, or dynamic power as such the *Like likes the like* or like acts on the like. That force is single. unmixed, so simple. Hence the "simple, single, similar" is quite significant of Homœopathy.

The word "cure" means removal of the "cause," the symptoms and signs, "cure" rests on the similarity of symptoms of the disease and the medicine in *proving* preferably on self.

Medicine is *palliative* which gives temporary relief or amelioration and *curative* which really roots off the disease and brings in normal life. Palliative method of treatment finds place in that branch of medical science which treats a disease as a local ailment or Symptom, gives more importance to material aspects of disease while Homœopathy enters deep into the matter, refers ailment to the dynamic

force, as the matter without the dynamic force is inactive so that inactive matter can not be acted on by another matter which is also similarly inactive without such a force. Hence palliative matter appears to be futile, which Homœopathy with its curative method attains, effect, positive and permanent.

Every medicine in Homœopathy offers a special significance, so its action, differs from that of every other, that, it is used, unmixed, is quite significant of its difference in action. Hence a study of modality, time, circumstances place, living, habits, psychological and physical characteristics, is a necessity in its use. As it is "single" in use, it does not admit of any intrusion in its work, it plies its course, plays its part to its contents, like the actor or actress in in a drama who says his say when the co-actor or actress does not say anything. Disease, may be acute or chronic, underlying which, may be predisposing and exciting causes, may be Psor, Syphilis, or any other thing. In course of treatment of a chronic case if an acute disease appears, attention may fall on the acute ailment & which sometime may ameliorate partly the chronic ailment, in treatment of an acute case, the chronic ailment may stand, in the way, so attention should also fall on the hidden chronic aspects.

Homœopathic medicine reveals in course of its action two aspects Aggravation and amelioration. On application of the selected medicine, aggravation of symptoms may prevail, in case of medicinal aggravation, an incipient cure is soon expected, aggravation, other than medicinal, needs a fresh study of symptom and treatment accordingly, it may necessitate a new medicine to turn its tide to cure. In case usual amelioration prevails, no intrusion of the same medicine of the lower, same or higher potency or a new one of the same or other group is admitted, this may result in an unsatisfactory effect. Any perceptible, progressive amelioration in a disease precludes repetition, or introduction of the same or a new remedy, it may

get on as long as no new group of symptom offers demand for a new or old medicine.

Diet, forms a salient part and aid to medicine, it may be in harmony with the medicine, symptoms and signs of the disease, economic condition, mode of living, habits, etc. of the sick.

Lastly it follows "uniformity" or the standard, guide in Homœopathy, the sick, the cause, the healing agent, diet, an aid to treatment.

—o—

CARBOLIC ACID.

Carbolic acid is of great service in confluent variola. Vesicular and pustular eruptions all over the body with excessive itching. Rubbing ameliorates but is soon followed by burning. Fetid breath and putrid discharges. Acuteness of smell. Headache relieved by green tea. Tongue dry, parched and fissured, Intensely bad smell from mouth. Blackness of throat and tongue. Lips dry, cracked, black. Stool black and offensive. Cold hands and feet. Offensive odor from skin. Profound prostration. Great thirst and high fever. Urine black or olive green. Vomiting of dark olive green or black fluid with great restlessness. Putrid sore throat. "Interior of mouth very white". Eyes sensitive to light. Malignant variola. "The pocks began to dry up on the eighth day, tongue cleaned off, no secondary fever; the pocks were dry all over the body on the twelfth day. Dose : a few drops of the 2x every two hours."

Dr. Middleton.

It is a good remedy in whooping cough. Short hacking cough, with tickling in the throat. Constant inclination to cough. Thick white mucus is expectorated.

Sore-throat, worse on right side. Sore-throat when swallowing, ulceration of throat.

Diarrhœa with fetid, thin, black stools. Diarrhœa from bad drainage. Rumbling and rolling in the abdomen with a constant sense of distention.

Dysentery, mucous stools like scrapings from mucus membrane, great tenesmus. Great thirst and high fever. Tongue dry, coated thick yellow. Abdominal muscles feel sore.

Cholera and cholera infantum with fetid rice-water stools.

Dyspepsia with rumbling, rolling and a constant feeling of distension. Constant belching up of large quantities of wind. Nausea in the morning. Nausea better after tea. Burning in stomach. Chronic vomiting of every meal. No appetite. Desire for whiskey. Offensive stools of black colour. Black or green vomits. Urine black or green.

Vomiting of pregnancy. Morning nausea of pregnancy. It is also useful in vomiting of Bright's disease.

Diabetes, strong smell in urine, frequent urination during night. Greenish urine. While urinating always an involuntary mucous discharge from anus. Profound prostration, cold skin. "Obesity or tendency to it." Nausea in morning. Headache relieved by green tea and smoking.

Influenza, 3x for the attack, 30th for resulting debility. Offensive discharges. Entire disinclination to study. Feels as if a band was around the forehead. Weight on neck with tenderness to touch. Constant vertigo, worse on sitting down better when he walks fast in open air. Bloody mucus or bright red blood on blowing the nose. Smell very acute. Watery discharge from nostrils, when in the open air, better indoors, worse in cold rooms. Wants to rub the nose repeatedly. Interior of the mouth very white. Sore-throat worse on right side. Hawking of white clear mucus while in the open air.

Pneumonia. Right base; gangrene of lungs. Tight feeling in chest, un-easy pains in right lung. Inclination to take a deep breath. Stertorous respiration. Expectoration of thick white mucus. Large granulations in the throat. Constant inclination to cough.

Meningitis: Headache following meningitis.

Headache: Sick headache just before or after menses. Burning on top of head. Pain from forehead to occiput. Sense of weight on the neck, tender to touch. Constant vertigo worse sitting. Noise in ears with headache. Headache better drinking green tea; while smoking, by tight band, by cold hand, by bending head forward. Carbolic acid should be considered when the following symptoms are present, whatever may be the name of the disease.

Offensive discharges from mouth, nose, throat, nostrils, rectum, vagina. Putrid conditions.

Black or olive green discharges, stool, vomits, urine, etc.

Constipation with very offensive breath.

Acuteness of smell.

Profound weakness.

Collapse, surface pale and bathed in cold sweat.

Entire disinclination to study, to work.

Weight and tenderness on neck.

Constant vertigo not relieved by shutting the eyes.

Offensive odor from skin.

Cold hands and feet.

Constant noise in ears.

Interior of the mouth very white.

Sore throat on right side.

Expectoration of thick white mucus.

Constant belching up of large quantities of wind.

Nausea nearly all the morning.

Chronic vomiting of every meal.

Fevers with putrid symptoms.

Lividity of the tips of the fingers.

Eruptions of a vesicular character.

Malignant eruptive fevers.

"Pediculi and vermin of all kinds on the body."

Cannot walk straight.

Muscles sore and stiff.

"Cancerous affections."

Uterine displacements always with offensive discharges (30th potency).

Ozæna, with great fetor and ulceration.

Large granulations in throat

Chronic laryngitis.



INFANTS' EMERGENCY CASES.

MENINGITIS.

This fell disease is the commonest type of brain fever found in children. The condition is again indicated in cerebro-spinal fever which is popularly known as "Spotted Fever" on account of the reddish or purple spots appearing on the body during the course of the disease.

Meningitis means the inflammation of the meninges i. e. the membranes surrounding the brain. They are three in number viz Duramater. Arachnoid and Pia mater. It is the inflammation of the last named membrane as is meant by meningitis. This membrane i. e. Pia water is a delicate covering of the brain and is the innermost one.

There are several forms of meningitis but we shall deal in this article only with these types that are found exclusively in children e. g. Cerebro-spinal and Posterior basal types. The tuberculous Meningitis is another type found in children upto the age of ten.

Usually the inflammation spreads from a diseased middle ear and is characterized at the onset by symptoms as constipation, headache, vomiting, fever and sometimes with twitching and spasm of muscles and convulsions. The child soon becomes delirious but not completely unconscious. He is found lying curled up with the head usually bent backward and legs bent at right angle with the body at knees. If an attempt is made to straighten the legs the child cries as it pains him. This condition of the legs is termed as Kernig's Sign. Squinting and

ptosis of eyes with unequal pupils and facial paralysis are also the common features of these disease. Hyper-æsthesia to light, noise and touch are also common. Some characteristic signs of hydrocephalus too are found in this disease e. g. the child shrieks suddenly putting his hand on the head thus indicating the severe pain that he is feeling there; paralysis of a limb or of one side of the body and the comatose state. The fever is always very high but the pulse is comparatively much slow in the beginning and more rapid towards the end. The abdomen of the patient is usually flattened and in some occasions even drawn inside.

Both the Cerebro-spinal and Posterior-basal varieties come in an epidemic form and are caused by certain bacteria known as Menango Coccu. Tuberculous variety is found in children with tuberculous inheritance and the tubercle deposits form towards the base of the brain. When this condition occurs during the course of some infectious disease like pneumonia, typhoid, measles or influenza the infection comes from the blood. This form of meningitis is called suppurative type.

The prognosis of both the suppurative and tuberculous types is very unfavourable. The latter usually proves fatal in three or four days while the former may prolong for two or three weeks. Recovery from Cerebro-spinal and Posterior-basal varieties is not uncommon and both these types may prolong from two to three months. Sequel like paralysis of a limb or of a side, deafness, strabismus, etc. are some of the common after-effects of the disease.

Auxillary Measures: The child should be kept in a darkened room and no one should be allowed to make any noise there. He should not be handled unnecessarily, nor much attempt should be made to control him. Ice-bag over the head, previously shaved, and sponging of the body with hot water will not only control the high temperature but the latter is also essential to prevent

bed sores which is often an accompanying factor. The child should be kept strictly on liquid diets and boiled water to which glucose may be added.

Before describing the Homœopathic treatment for this condition we should like to state that nevertheless what is said in the orthodox text books the prognosis can be anticipated as favourable if homœopathic treatment is resorted to without much loss of time. The virulence of the disease can be nipped in the bud if it is recognised on the outset and the child can be restored to health within two or three days without sequela of any sort.

When idiopathic meningitis breaks out in an epidemic form in a locality our friends keep themselves engaged in letting out the cerebro-spinal fluid by lumbar punctures to relieve the tension and injecting the meningo-coccul serum. The treatment is no doubt rational although the result is never even to their own satisfaction. This is the time when the followers of Hahnemann can establish the superiority of the law of similars over the rational treatment.

Cerebro-spinal inflammation ;—

Medicine in general : Acon, Aeth., Apis., Apocy., Arn-m., Ars., Bapt., Bell., Bry., Calc-C., Calc-P., Camph., Cic., Cina., Cupr-M., Digit., Gels., Glon., Helleb., Hydro-ac., Hyper., Iod., Lach., Merc-s., Op., Ox-ac., Physos., Plumb., Phos., Rhus-t., Sil., Sulph., Stram., Tuberc., Zinc-m.

Posterior basal inflammation : Acon., Bell., Bellis., Bry., Cupr-m., Iod., Merc-s., Nat-s., Ox-ac.

Tuberculous inflammation : Apis., Bacil., Bell., Bry., Calc-c., Calc-ph., Op., Phos., Stram., Sulph., Tuberc., Verat-vir., Zinc-m.

Therapeutic Hints.

Aconite is the first medicine that comes to our mind in every inflammatory condition with its characteristics of high fever, extreme restlessness and unquenchable thirst. 'Dry

skin, vomiting, red complexion and sleeplessness are some of its other accompanying features. It is more suitable in the commencement of the irritation of brain with worms symptoms of teething children and also when it can be traced as an after effect of some serious emotion like a fit of anger. *Belladonna* is the remedy having the closest resemblance with this condition and hence it should be our first choice in idiopathic meningitis provided, of course, there is no clearcut indication of some other medicine. Burning fever, throbbing carotids, stitching pain in head (the child puts the hand on the head), sparkling eyes, and starting and jumping during sleep all these symptoms indicate *Belladonna*. Further, we find the child with a bright red face and furious look, boring the head into the pillow in a delirious condition. Dr. Jahr says that if *Belladonna* is given before effusion has already begun to set in no other medicine will be required to restore perfect health. He anticipates benefit from this remedy even when effusion has already commenced but has not advanced too far. In advanced cases he recommends *Bryonia* after *Bell* and only when *Bell*, has been tried first and given a sufficient time to act but failed definitely to bring any response. The delirium of *Bry.* is milder, perhaps the child speaks only of his days' play, playmates, or toys; or mutters a few words during sleep. The face is not so red as under *Bell.* or it may be even pale, constipation and thirst are well marked and the child drinks a good quantity at a time. Headache is present but not so severe as under the previously named two drugs. But the determining symptoms of this drug are its modalities, aggravation from movements and amelioration of all complaints as long as the child is allowed to stay undisturbed. If he sits up he gets either vertigo or vomiting. In short, the *Bryonia* kid wants to remain perfectly still on the bed and resents all movements, even when any one fondles him. *Sulphur* has a reputation as a great absorber of fluids and acts well in this second stage and follows *Bry.* well. But if

the effusion is fully developed as in the third stage and signs of hydrocephalus are evident perhaps Sulph. will not be able to produce the same benefit as in an earlier stage. Medicines like Apis, Apocy., Helleb., Op., etc. may be required in this stage.

LEADING INDICATIONS :

Apis : A soporous condition with sudden shrieking cries is the leading feature of this remedy. Some of its other accompanying features are squinting of eyes, grinding of teeth and boring the head into the pillow ; thirstlessness and scanty urine ; rosy red spots on the body. It is especially suitable in meningitis associated with exanthema (Cupr-m.).

Apocynum-can : It is similar to the hydrocephalus condition of Apis minus the cri encephalique and comes in in more advanced cases when one side is paralysed. The paralysis is first observed in one of the eyes and thence gradually extends to the limbs of that side ; both the limbs of the other side moving automatically. Open fontanelles, squinting of the affected eye, projected forehead and diarrhoea are some of its accompanying features.

Calcarea carb. : It will be useful in the tubercular type and follows well after Sulphur.

Cicuta : It is suitable in the opisthotonos condition, more particularly with a history of concussion of brain. Bloated face and cyanotic complexion.

Cuprum met : It is useful in meningitis of teething children after suppression of erysipelas or some other eruptions, or even of a nasal catarrh. The jaws remain tightly locked and the fingers and toes twitch and jerk.

Glonoin : It will be required to relieve the throbbing headache when Belladonna fails. Vomiting is more prominent in this drug and it is suitable in meningitis during dentition.

Helleborus : This drug comes in when the serous exudation is well developed and the child lies in an unconscious state ; rolls the head on the pillow from side to side ;

incessant movements of the jaws as if chewing something ; sudden shrieking cries and hypocritical look. Being unconscious the patient cannot ask for water but when offered drinks very eagerly and does not want even to part with the spoon which he holds tightly in the mouth. Evidence of paralysis is clear by the movement of one limb of a side while the other on the opposite side is perfectly motionless. This remedy resembles *Apocynum* with which it should be compared.



Hyoscyamus ; Spasms of single muscles are a strong indication of this drug. Frothing from the mouth ; muttering and picking of bed clothes in delirium ; staring look ; rolling of head ; and loss of consciousness will further support its application.

Opium ; Obstinate constipation ; bloated face with a purple hue ; stertorous breathing ; half-closed eyes and a stupid vacant look will determine its choice.

Phosphorus ; Dr. Jahr recommends it in the tubercular variety after *Calcarea carb.* has moderated the condition. Vomiting of water as soon as it becomes warm in the stomach will lead to its selection.

Plumbum-met : It will be suitable in meningitis with obstinate constipation, *hollowed abdomen*, squinting of eyes and paralysis of some *extensor* muscles.

(To be continued)



HERBERT A. ROBERTS, M. D.

Dr. Roberts was born in Riverton, Connecticut, on May 7, 1886. He graduated from Winstead High School in 1889. He obtained his medical degree in 1896 from New York Homeopathic Medical College and established his practice in Derby in 1899. He was actively engaged in his profession for nearly fifty years.

He was president of the Connecticut Homeopathic Medical Society from 1904 to 1906 and he was its secretary for more than thirty years. In 1907 he became a member of the American Institute of Homeopathy. In 1910 he became a member of the I. H. A. He became the president of the I. H. A. in 1923. From 1924 to 1934 he held the office of Secretary-Treasurer of the I. H. A. For a number of years he was the Chairman of the Board of Trustees of the American Foundation for Homeopathy. He was also a member of the faculty of the post-graduate school maintained by the Foundation.

He wrote many scholarly articles on Homeopathic philosophy and practice. He wrote a number of good books such as "Study of Remedies by comparison, "Rheumatic Remedies and" The Principles and Art of Cure by Homeopathy". He was for many years the Editor-in-chief of the Homeopathic Recorder.

Dr. Roberts was a worthy disciple of Hahnemann and a true friend of Homeopathy. Homeopathic profession is very much indebted to Dr. Roberts who will be remembered by the future generation of physicians of our school with love and respect.

TYPHOID.

SEC. II.

NITRIC ACID.

- (1) In cases of typhoid hæmorrhages.
- (2) Great sensitiveness of abdomen esp. ileo-caecal region, gurgling on pressure.
- (3) Green slimy acrid diarrhœa, tenesmus, offensive stool. Blood-streaked stools.
- (4) White coated tongue with sore spots.
- (5) Inflammatory affection of lungs with rattling cough and breathing, brownish bloody expectoration ; irregular pulse.
- (6) Great exhaustion. Prostration extreme.
- (7) Purulent or bright-red hæmorrhage from bowels with fainting on the slightest motion.
- (8) Fetid urine.
- (9) Stupidity, muttering delirium, wants to get out of bed.
- (10) Pulse intermitting every third beat (Ac. mur.)
- (11) Head feels hot.
- (12) Very sensitive to light (eye).
- (13) One's speech echoes in the ears.
- (14) Cracking in ears when masticating.
- (15) Nosebleed in morning, black, clotted blood, acrid.
- (16) Green casts from nose.
- (17) Face pale, eyes sunken.
- (18) Dark yellow about eyes with red cheeks.
- (19) Under lip dry, cracked.
- (20) Margin of mouth covered with sores and blisters.
- (21) Corners of mouth ulcerated.
- (22) Tongue dry, fissured.
- (23) Cadaverous smell from the mouth.
- (24) Saliva fetid, acrid, makes lips sore, saliva bloody.
- (25) Milk disagrees.

- (26) Hæmorrhage bright red, not clotted.
- (27) Urine cold when it passes ; fetid.
- (28) White spots on nails.
- (29) Limbs restless in evening.
- (30) Twitchings in various parts.
- (31) Great weakness, trembling, great debility, heaviness and trembling of limbs especially in the morning.
- (32) Drowsy all day from debility, with vertigo.
- (33) Shocks on dropping to sleep.
- (34) Pains felt during sleep.
- (35) Continuous chilliness.
- (36) Heat with sweaty hands.
- (37) Pricking all over as from needles.

PHOSPHORUS.

- (1) Pneumo-typhus (Ant-t),
- (2) Hard dry cough, tightness in chest.
- (3) Loose rattling cough, tough, transparent or thick yellowish or reddish expectoration.
- (4) Meteorism, loud rumbling, frequent unpainful diarrhoea. Stool of pure blood. Stool watery, grayish, black, great weakness after each discharge. Involuntary stool.
- (5) Great heat of trunk, cold perspiration on head and extremities.
- (6) Stupor, unconsciousness Sopor, stupefaction.
- (7) Hardness of hearing.
- (8) Dull half-shut eyes.
- (9) Hippocratic face.
- (10) Lying on back.
- (11) Dry immovable tongue, covered with black crusts.
- (12) Very sensitive abdomen, painful to touch.
- (13) Rolling, rumbling during eating and drinking.
- (14) Rattling in wind pipe.
- (15) Burning pain in brain.
- (16) Trunk hot, head rather cool.
- (17) Breath hot.
- (18) Profuse sweat which does not relieve.
- (19) Coma vigil.

- (20) Delirium with attempt to escape.
- (21) Dry lips, black tongue, open mouth.
- (22) Sleepy all day, at night restless.
- (23) Hæmorrhagic tendency. Epistaxis, bleeding gums, hæmorrhages from uterus or bowels.
- (24) Tongue covered with viscid, thready slime, difficult to expectorate.
- (25) Burning thirst better by cold water.
- (26) Liver and spleen enlarged and sore.
- (27) Diarrhœa as soon as he eats ; on lying on left side.
- (28) Cannot lie on left side.
- (29) Fetid urine with white sediment.
- (30) Abdomen tympanitic.
- (31) Numerous roseola spots, eccymoses and miliary eruption on trunk.
- (32) Stupor, delirium, grasping at flocks.
- (33) Great indifference, answers no questions, or replies wrongly.
- (34) Fearful, as if something were creeping out of every corner.
- (35) Anxious, restless, at twilight.
- (36) Eyelids tremble and quiver ; eyes fill with water.
- (37) Hardness of hearing with cold extremities.
- (38) Lips dry with sooty coating.
Nose, lips, mouth and throat dry ; no relief from water.
- (39) Wants cold food and drinks, ice-cream.
Thirst, longs for something refreshing.
Aversion to sweets, or to meat.
Bad effects from excessive use of salts.
Hæmorrhage from stomach better from drinking cold water.
Yellow spots on chest. Feet icy cold.

SELENIUM.

- (1) Sequelæ of typhoid.
Debility after exhausting diseases.
Irresistible longing for strong drink.
Pulsation all over body especially in abdomen after eating.

Stool large, hard, and very dry, requires mechanical aid.

Escape of seminal fluids particularly when straining at stool.

SILICEA.

Slow convalescence, with formation of abscesses and boils.

SECALE.

Body cold, esp. hands and feet and would not be covered.

Cold sweat on face and forehead.

Copious vomiting of thick black bile with mucus.

Large purple spots on the body, particularly on the feet.

Sweat on upper part of body.

Stupor ; heavy sleep.

Fear of death.

Wild staring look.

Bleeding of nose.

Brown or blackish tongue.

Hæmorrhage from urethra.

SULPH.

(1) After failure of well indicated remedies (Psor. tuberculin).

(2) Responds sluggishly and slowly to question.

(3) Drowsiness.

(4) Face pale and sickly. Eyes dim, sunken with bluish circles.

(5) Lips dry and cracked ; red.

(6) Mouth dry or coated with thick brownish mucus.

(7) Tongue dry.

(8) Offensive smell from mouth esp. morning.

(9) Stomach and abdomen tender, rumbling and gurgling in bowels.

(10) Offensive flatus.

(11) Diarrhœa, stool changeable, falls asleep after stool, worse morning.

(12) Urine, scanty, offensive, dark.

(13) Feet very hot.



(14) Pneumonia, bright red lips, wants doors and windows open. Burning in feet, must put feet out of bed clothes to cool them. Sweaty palms.

(15) Sleeplessness at night.

(16) Great dryness of the ears.

(17) Bleeding from the nose, teeth and gums.

(18) Heat in soles or cold feet, with burning soles, seeks a cool place for them or puts them out of bed.

(19) Sleep with half-open eyes.

(20) Awakens with a start or scream.

(21) Great debility and trembling, talking fatigues.

(22) Jerking in whole body.

(23) Soles cold and sweating.

(24) Burning soles, wants them uncovered.

(25) Cramp in calves at night.

(26) Cold hands and feet.

(27) Sweat in armpit, swelling like garlic.

(28) Rattling in chest worse after expectoration.

(29) The odor of stool follows him as if he had soiled himself.

(30) Pulsating pain in anus all day.

(31) Desire for sweets. Milk disagrees. Aversion to meat.

(32) Ears very red (children).

(33) Hardness of hearing.

SULPHURIC ACID.

(1) Septic typhoid with great disposition to hæmorrhage from the capillaries, oozing of dark thin blood.

(2) Sinking of vital forces.

(3) Face deathly pale, as if the white of egg had dried on it.


(4) Desire for fresh fruit and brandy.

(5) Sensation of tremor all over, with trembling.

(6) Must do everything in a great hurry.

(7) Unwilling to answer, says yes or no with difficulty, pulse very small and frequent.

(8) Hardness of hearing.



- (9) Nosebleed ; oozing of dark, thin blood.
- (10) Dry shriveled spots in face.
- (11) Lips peel off.
- (12) Tongue dry.
- (13) Mouth dry ; much saliva.
- (14) Desire for fresh fruit, brandy.
- (15) Water causes a cold of the stomach.
- (16) Blue spots on arms.
- (17) Red itching spots on tibia.
- (18) During sleep twitches esp. of fingers.
- (19) Hæmorrhages of black blood from all outlets of body.

TEREBINTH.

- (1) Bloody urine.
- (2) Bright red tongue (second week) smooth and glossy as if deprived of its papillæ.
- (3) Extreme tympanitis.
- (4) Pain in eliac region and all over abdomen on pressure.
- (5) Burning in kidneys and ureters, Burning during micturition. (Cantharis).
- (6) Albumen in urine.
Thick scanty urine, with mucus and disintegrated blood corpuscles. Fetid urine.
- (7) Fetid stools. Stool with blood intermixed.
- (8) Hæmorrhage from nose and anus.
- (9) Bloody expectoration.
- (10) Great prostration and emaciation.
- (11) Urine : black with coffee-ground sediment.
: bloody, blood thoroughly mixed with the urine.
- (12) Burning in region of kidneys.
- (13) Urine smells of violets.
- (14) Hæmorrhages from bowels.
- (15) Burning in rectum and anus after stool.
- (16) Distended abdomen, tympany in typhoid.
- (17) Violent nosebleed.

- (18) Sensation in ears as if the striking of a clock.
- (19) Face red on affected side.
- (20) Stupefaction, deep sleep, uræmia,

VERAT A.

- (1) The disease sets in with vomiting and purging, cold sweat and coldness of limbs ; pulse scarcely perceptible ; unconscious urination ; petechiæ on extremities.
- (2) Coma vigil with frequent starts as if from fright.
- (3) Hippocratic facc.
- (4) Excessive prostration.
- (5) Bluish face, pointed nose, wrinkled skin.
- (6) Anxious, restless, easily frightened, whining, weeping, apathetic delirium, blue face. Typhoid.
- (7) Heaviness of the head, things seem to whirl in a circle. Typhoid.
- (8) Head hot and covered with sweat, puts hands to the head ; rub the head.
- (9) Cold sweat on forehead.
- (10) Compelled to rub forehead, with a kind of insensibility ; typhoid.
- (11) Excessive dryness of lids.
Lids heavy, trembling.
- (12) Weakness.
- (13) Boring in the nose ; epistaxis, nose inside feele too dry.
- (14) Restless, wild look ; pale distorted face.
- (15) Blue or green circles around the eyes.
- (16) Lips bluish, or hanging down.
Rubbing on mouth and nose.
Lips dry, black, parched.
- (17) Black around mouth and nostrils, typhoid.
- (18) Speech lisping, stammering ; or as if tongue was too heavy. Typhoid.
- (19) Tongue cold, withered ; swollen, dry cracked and too red ; white with red tip and edges ; coated yellowish brown ; back part black.

(20) Constant flow of saliva : mouth dry. throat dry, Sensation of dust in throat.

(21) Craves fruit, juicy food or saltish things.

(22) Appetite voracious after typhoid.

(23) Hands icy cold, blue ; feet icy cold.

(24) Arm trembles, when anything is grasped.

(25) Tingling in hands and fingers.

(26) Trembling, jerking.

(27) Uninterrupted sleep for three days. Typhoid.

(28) Whole body icy cold.

(29) Typhoid forms of fever, especially in cholera seasons ; also when vital forces suddenly sink.

(30) Wrinkled skin. Skin remains in folds after pressure.

(31) Skin purple, cold blue.

Collapse : Cold sweat most on face ; vomiting diarrhœa, thirst, profuse sweat, extreme pain, with delirium and terror. Abdomen feels cold. Loss of speech. Cold sweat on the forehead. Coma diarrhœa.

ZINCUM MET.

(1) Unconscious, feet constantly moving.

(2) Stares as if frightened on waking and rolls from side to side.

(3) Sensitive to others talking.

(4) Delirium with attempts to get out of bed.

(5) Complete unconsciousness.

(6) Lying on back.

(7) Sliding down in bed.

(8) Grasping at flocks.

(9) Hippocratic face, waxy, complexion of face.

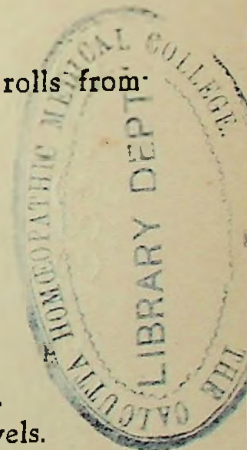
(10) Frequent involuntary discharges from bowels.

(11) Constant trembling of hands and coldness of extremities.

(12) Decubitus on sacrum and trochanter.

(13) Pulse frequent, small, intermitting, scarcely perceptible.

(14) Impending paralysis of brain.



(15) Depression of lower jaw.

(16) Cold sweat on forehead.

(17) Lips and corners of mouth cracked, with yellowish ulceration.

Thick viscid humor on the lips.

(18) Increased flow of saliva with crawling in inner surface of cheek.

(19) Rumbling and rolling in abdomen.

(20) Retraction of abdomen.

(21) Diarrhœa, involuntary with stupor, typhoid.

(22) Burning along whole spine.

(23) Cracked and dry skin of hands.

(24) Feet sweaty; fetid. Cold at night.

(25) Twitching. The whole body jerkes during sleep.

(26) Hands tremble; grasps at flocks; or slides down in bed.

(27) During sleep cries out, awakens with fear; limbs and body jerk.

(28) Drowsiness and yet cannot sleep, head feels so light.

(29) Heat with cold sensation in abdomen and feet.

(30) Heat with violent trembling and short, hot breath.

(31) Patient cannot keep still, must be in motion all the time.

(32) Keeps the feet in continual motion.

(33) Pulsations through the whole body.

(34) Repeats all questions before answering them.

(35) Always chilly.

"Unconsciousness, rolling of head, eyes lustreless, involuntary discharges of fæces and urine in bed; tongue dry and parched, so shrivelled that it looks like leather, lips also; paralysis of one hand or one foot."

"Stupor, aroused by very little noise, startles, twitches all over, but soon he goes beyond this, becoming less and less excitable, and finally passes into unconsciousness and cannot be aroused."

PATHOLOGICAL PRESCRIBING

Such an idea should never, for a minute, be considered. Keynote prescribing is bad enough, but pathological, never. Simonpure homœopaths should read no further. Yet this writer pleads guilty to a considerable degree of both these proscribed abuses. Not that he has been shy on burning the midnight electricity in the *regular* search for the remedy, working on the available totality of each symptom and especially those striking, uncommon and peculiar, giving attention to location, sensation, concomitants and modality.

How often is there, in our literature, statements from our best prescribers that "the seemingly indicated remedy failed to act." Often this has been our personal experience. In science should not the indicated remedy register 100%? We feel it does just that. Only our mental limitations do not always lead us to that often elusive goal. We seem to arrive there by various routes. The electronic one for instance. When we unearth the fact that our patient, now adult, had in childhood experienced malaria plus quinine, *No Matter What The Symptoms* at present, a does of *Nat. mur.* has brought, and will so often bring, health to the sufferer and confidence to the prescriber.

Take a dozen cases of quinsy. All seem to have much the same symptoms locally, extreme pain on swallowing, one-sided swelling and inflammation about the tonsil, pain often extending to the ear. Mentals here may differ, but without further analysis the great majority of them will recover promptly following a dose of *Hepar. sul.* 2c in water, three doses at two hour intervals. *Bar. c.* or some other remedy may occasionally be needed.

Lately a lad of eleven failed to respond favourably to well indicated remedies. His disfiguring eczema had started soon after his arrival on this planet. Many forms of treatment had been tried. In all such early manifestations of disease it is our habit to get parental history.

His mother had been seriously ill with "flu," a year and a half before his birth. He got *Influenzin* 10M, u.d., and made a prompt recovery. As has been previously brought to your attention, Guy Beckley Stearns' emanometry brought him the information that *Influenzin* was out in front, more often indicated than any other remedy. We folks have in our systems the toxin of this ubiquitous malady, as had the people of Hahnemann's time the itch poison, when that was so prevalent. So if we can learn of a serious ailment, suffered long ago by a patient, it saves much time and labor to try out the corresponding nosode and it seems of little importance just what symptoms he is experiencing at this hour.

Margaret Tyler often prescribed *Morbillinum* for those who had suffered from severe or tardily-recovered-from measles, and had the surprise of her life at so frequent recoveries from whatever.

Then history of severe reaction, long ago, from vaccination. I seem to hear you all saying in unison "*Thuja!*" With our so well-advertised suppressants for B. O., if your patient has a while before, *cured* his smelly, sweaty feet, *Sil.* will serve you well. How often has serious malady followed cessation of foul foot sweat, without knowing why the foot sweat stopped. Again *Sil.*

This finely ground, white pebble quite regularly clears a slow abscess with not enough life to break through skin or mucous membrane. But in pus formation active, forceful and, very sensitive, *Hepar.*

In families exposed to and fearing polio, or where symptoms in a child point to it, *Lathyrus sativus*, useful for many years. Tho 30th is okay.

If diphtheria be in the neighborhood, as a prophylactic give *Lac. c.* 900c., one dose three nights in succession. This one is from B. Fincke, one of the better minds in homœopathy of long ago. *Diphtherinum* also is effective used in the same manner.

Where a patient has had the so-frequently prescribed *Barbiturates* and contracted the habit. we have it from one of us who is in position to see many of these sad cases. "*Carbo. veg.* is almost a sure antidote."

Since Sulfa high antidotes its poison in one subject to overdosing and severely injured thereby, cannot Penicillin do the same for those suffering from its ill-effects ?

Natrum sul. may be given routinely in asthma. It will not always work. If the young patient be a cry-baby and likes the cool outdoors and is thirstless, *Pulsatilla 2c.* will bring order and save the family no end of disturbance and doctor bills.

So we put our neck out, recommending the many short cuts, to save your energy for the case where most careful work and patience is necessary, allowing the patient to talk himself out the relevant symptoms and analyzing each one for Location, Sensation, Concomitants and Modalities. We suggest that CAUSE be added to these.

T. K. M.
H. R. Nov. 1950.

—o—

LETTER TO EDITOR (Homœopathic Herald) FROM
FACULTY OF HOMŒOPATHIC MEDICINE,
WEST BENGAL.

Progress of admission of students in the affiliated Colleges.

Of late there has been some criticism in certain sections of the Homeopathic Press and also in one daily news paper that the number of admission of students in the affiliated colleges under the General Council & State Faculty of Homeopathic Medicine, West Bengal is gradually decreasing.

The following figures of admissions from 1944 to 1950 will repudiate the criticism that is being assiduously propagated by a section of the Homeopathic profession by false propaganda and other tactics.

It may be mentioned here that the figure of admission in 1944 includes the first, second, third and fourth year students of the then four affiliated colleges. The Council had to register the names of all the students in view of the first year of its establishment. From the next year, i. e. 1945, the figure accounts only for the number of students in the first year class. In 1946 the figure of admission is minimum owing to the general and communal disturbances.

The Council is therefore quite content with the gradual rise in the number of students year by year. It may also be stated here that the minimum basic qualification of such students is Matriculation or its equivalent standard recognised by the Government.

The Council is also of opinion that when the States will accept the recommendations of the Homeopathic Enquiry Committee and the resolutions passed by the Health Ministers' Conference at New Delhi in September, 1950, the figures of admission into affiliated colleges under the Council will increase by leaps and bounds.

Figures of admission.

1944	1945	1946	1947	1948	1949	1950
123	190	33	168	178	216	283.

The following candidates have passed the T. C. (D. M. S) Examination held in December, 1950. The first ten names are given in order of merit.

1. Dr. Jnanendra Nath Majumdar (Appeared only in Materia Medica & Organon and stood first in both the subjects.)
2. Dr. Sripatidhan Banerjee;
3. Dr. Bankim Chandra Mitra;
4. Dr. Amiya Nath Chatterjee;
5. Dr. Kalidas Chatterjee;
6. Dr. Prabhas Chandra Patra;
7. Dr. Gour Hari Dutta;
8. Dr. Mriganka Sekhar Maity;
9. Dr. Sushil Kumar Ghosh;
10. Dr. C. R. Das;
11. Dr. Benoy Bhusan Chatterjee;
12. Dr. Jharu Pada Bhowmick;
13. Dr. Nilendra Nath Bagchi;
14. Dr. Amar Nath Dutta;
15. Dr. Prafulla Kumar Mukherjee;
16. Dr. Shyam Krishna Ghosh;

17. Dr. Rajendra Nath Samai ; 18. Dr. Satish Chandra Das Gupta ; 19. Dr. Sudhir Kumar Misra ; 20. Dr. Sadhan Chandra Chatterjee ; 21. Suresh Chandra Bhanja ; 22. Dr. Ashoke Kumar Roy ; 23. Dr. Saktish Chandra Mukherjee.

The following candidates have passed the Final D. M. S. Examination held in December, 1950.

1. Dr. Indrajit Saha ; 2. Dr. Suranjan Dey ; 3. Dr. Kebal Chandra Paul ; 4. Dr. Pulin Behary Mookherjee ; 5. Dr. Birendra Nath Sarkar ; 6. Dr. Biswanath Bhattacharjee ; 7. Dr. Ajit Kumar Rana ; 8. Dr. Raghunath Biswas ; 9. Dr. Krishna Pada Chatterjee ; 10. Dr. Sushil Chandra Chatterjee ; 11. Dr. Girindra Nath Ghose ; 12. Dr. Gopal Jee Sinha.

The following candidates have passed the Final D. M. S. Part—I Examination held in December, 1950.

1. Dr. Ramanlal P. Patel ; 2. Dr. Durga Prasad Jana ; 3. Dr. Ram Lal Neogi ; 4. Dr. Deo Narain Sinha ; 5. Dr. Dhananjay Ray ; 6. Dr. Siva Das Ray ; 7. Dr. Anil Krishna Mahapatra ; 8. Dr. Nirmalendu Banerjee ; 9. Dr. Sasanka Sekhar Ghosh ; 10. Dr. Sudhir Chandra Parai ; 11. Dr. Abindra Lal Ray.

The following candidates have passed the Intermediate (D. M. S.) Examination held in December, 1950.

1. Dr. Sasanka Sekhar Roy ; 2. Dr. Benoy Kumar Basu ; 3. Dr. Umakant Bajpayee ; 4. Dr. J. Seetharamaiah ; 5. Dr. Md. Azizut Rahaman ; 6. Dr. Anil Kumar Maity ; 7. Dr. Chandra Bhusan Mozumder ; 8. Dr. Rajani Kanta Chakravarty ; 9. Dr. Radha Nath Mandal ; 10. Dr. Ram Chandra Das ; 11. Dr. Sunit Kumar Pal ; 12. Dr. Kundu Pada Mandal ; 13. Dr. S. K. Shahjamal ; 14. Dr. Madan Mohan Mandal ; 15. Dr. R. P. Gupta ; 16. Dr. Prafulla Kumar Bhunia ; 17. Dr. Shaikh Sharafat Hossain ; 18. Dr. Nilmoni Dutt ; 19. Dr. Palsule Shrirang Gopal ; 20. Dr. Palsule Anant Gopal ; 21. Kanai Lal Santra ; 22. Dr. Ashutosh Biswas ; 23. Dr. Mihir Kumar Sen.

HEADACHE.

[Continued from page 556]

HELLEBORUS.

Headache is more bearable on keeping quiet and endeavouring to sleep.

Bruised pain externally on Vertex and occiput at every movement.

Especially when stooping, and going upstairs, better by external pressure, un-interrupted pressive pain in occiput extending toward the nape of the neck.

Headache extending from nape to vertex jerking in the integuments of the head during movement, when stooping and when going upstairs.

HYPERICUM.

Pain : Boring. Dull. Pressing. Tearing.

Location : Over eyes. Occiput. Temples. Vertex.

Aggravation : Evening. Night on waking. Blowing nose. After breakfast. After dinner. After a fall. Mechanical injuries. Before menses. In a close room.

Attending Symptoms : Sore eyes. Burning in vertex. Head feels as if touched by icy-cold hand. Brain feels alive.

Sensation as if head being lifted up high into air.

Great falling off of hair.

Description : Headache with sore eyes after a fall.

Headache extending into zygoma or cheeks.

Sensation as if head become elongated.

Sensation in forehead as if touched by an icy-cold hand.

Pulsation, heat and burning in vertex.

As if something alive were in brain.

Tearing, stitches in brain.

Head heavy, feels as if touched by an icy-cold hand.

Throbbing in vertex worse in a close room.

Head feels longer elongated to a point.

Brain feels alive.

Brain seems compressed.

Sensation if head being lifted up high in the air.

Undulatory morning headache.

Dull pains only in vertex gradually increasing.

As if the whole brain would be pressed asunder with inability to perform any kind of labour.

Loathing, tingling, drawing pains in cheeks and chin.

Great falling out of the hair.

HYOSCYAMUS.

Type : Nervous.

Pain : Crushing. Dull. Pressing. Shooting. Stitching. Stupefying. Stunning. Tearing. Pulsating. Throbbing. Beating.

Location : Brain. Forehead. Left side of forehead. Over right eye. Occiput. One side of head. Temples.

Aggravation : Getting cold on head. Taking cold. Coughing. After eating. After fright. At the commencement of menses. Abuse of narcotics. Noise. During pregnancy. During sleep. Stooping. Exposure to sun. Talking. Turning head. Walking, Warm room. Cold weather.

Amelioration : Wrapping up head. Open air. Closing eyes. Coffee. After epistaxis. Motion. Shaking head. After sleep. Stooping. Walking in open air.

Attending Symptoms : Unconscious. Delirium. Pupils dilated. Red sparkling eyes. Purplish face. Cold body. Head hot. Face hot. Obscuration of vision.

Description : Nervous headaches.

Unconscious from congestion of blood to the head, with delirium, answers all questions properly, pupils dilated, red sparkling eyes, purplish face, worse in evening.

Pressing, stupefying pain in forehead.

Heat of head and face with coldness and loss of sensibility of external surface of the body. Head shakes.

Swashing sensation in brain when walking; obscuration of vision: better in horizontal position, light, coffee, heat, bending forward, stooping; worse from becoming cold, after eating.

Brain feels loose ; fluctuating.

Headache as from congestion of the brain.

Pressive and numbing pain in the forehead, especially after a meal.

Headache as if brain shattered and shaken when walking.

HYDRAST.

Pain : Bursting. Drawing.

Location : Forehead. Over eyes. Over left eye. Occiput. Left side of head. Temples. Vertex.

Aggravation : Morning on rising. Forenoon. Evening. Ascending. After breakfast. Coughing. Sneezing. Spirituous liquors. Stepping heavily. Stooping. Thinking of pain. Warm room. 11 A. M. every other day.

Amelioration : Open air. Pressure.

Attending Symptoms : Retching. Anguish. Nausea.

Description : Dyspeptic headaches.

Constant dull pains with dull aching pains in hypogastrium and small of the back.

Dull pressing frontal pains especially connected with constipation.

Dull heavy frontal headache over eyes.

Sharp cutting in temples and over eyes, worse over left, better from pressing with hands.

Vertex headache every other day commencing at 11 A. M. with nausea, retching and anguish.

Dull heavy pain in occiput.

Aching in cerebellum first right, later left side.

Myalgic headache in integuments of scalp and muscles of neck.

HIPPOZAN.

Pain : Drawing. Pressing. Sore. Bruised. Stitching. Pulsating. Beating. Throbbing.

Location : Forehead. Left side of forehead. Over eyes. Temples. Vertex.

Aggravation : Morning. Morning on waking. Evening. Evening in bed. Night in bed. After fright. Mental exertion. Motion. Exposure to sun. Walking. Stooping.

Amelioration : Sitting. Motion. Lying. Lying on painful side. Darkness.

Attending Symptoms : Much saliva in mouth. No appetite. Thirst, Yawning, Giddiness.

Description : Headache from left to right.

Pressive headache on right side and vertigo and aching in eyes ; worse on motion, on stooping.

With much saliva in mouth ; no appetite.

Increased secretion of saliva with headache.

Headache better when lying on painful side ; worse walking in sun ; sensation of lightness in head.

Pressive pain in temples.

Headache with giddiness, heat in head, sleepiness, yawning, thirst.

Violent headache, heaviness on vertex when walking. Feels as if head would fall forward.

IPEC.

Type : Gastric. Nervous. Rheumatic.

Pain : Boring. Digging. Burning. Bursting. Crushing. Cutting. Darting. Stabbing. Drawing. Lancinating. Pressing. Shooting. Tearing. Pulsating. Beating. Throbbing.

Location : Bones. Forehead. Over eyes. Over left eye. Occiput. One side of head. Temples.

Aggravation : Morning. Morning in bed. Morning on rising. Morning until noon. Open air. Closing eyes. Coughing. Fat food. From becoming heated. Laughing. Moving head. Lying. After sleep. Spirituous liquors. Standing. Touch. Vexation. Warm room.

Amelioration : Closing eyes. Pressure.

Attending Symptoms : Nausea. Vomiting. Pale face. Blue rings round eyes.

Description : Attacks of headache with nausea and vomiting.

Tearing in the forehead excited or aggravated by being touched.

Lancinating headache with heaviness in head.

Stitches in vertex or forehead.

Painful pressure on the forehead.

Pain in occiput and nape of neck.

Pain as of a bruise in all the bones of the head, as far as the root of the tongue, bones of the skull feel crushed and bruised.

Rheumatic and gastric headaches.

Uni-lateral sick headache with deathly nausea, pale face, blue rings round eyes.

IODUM.

Type : Catarrhal. Congestive. Chronic.

Pain : Crushing. Pressing. Shooting. Sore. Bruised. Stitching. Stunning. Stupefying. Tearing. Pulsating. Beating. Throbbing.

Location : Forehead. Right side of forehead. Left side of forehead. Over eyes. Occiput. One side of head. Right side of head. Temples. Vertex.

Aggravation : Morning. Morning on rising. Forenoon. Afternoon. Open air. Fasting, Before menses. At the commencement of menses. Motion. Quick motion. Moving head. Noise. Odor. Old people. Riding in a carriage. Lying. Pressing at stool. Talking. Walking. Walking rapidly. Warm room. Wrapping up head.

Amelioration : Open air. Closing eyes. Cold application. Durin eating. After eating. Motion. Washing head with cold water.

Description : Chronic headache.

Dizziness on exertion

Brain feels as if stirred around with a spoon.

Head heavy as if foreign substance were in brain, worse in warm air, by fatigue, wants to support head.

Throbbing headache ; rush of blood, and feeling of a tight band.

Chronic congestive headaches of old people.

Headache in hot air, as well as from prolonged movements of a carriage or from a long walk ; worse noise, speech.

Headache as if a tape or band were tightly drawn around the head.

Pressure on a small spot above the root of the nose.
 Throbbing in the head at every motion.
 Congestion in the head with beating in brain.
 Acute pressive pain in the forehead.

KREOSOTUM.

Type : Menstrual. Chronic. Periodical.

Pain : Tearing. Drawing. Jerking. Piercing. Dull. Pressing. Pulsating. Pulling. Shooting. Sore. Bruised.

Causes : Mental emotions.

Location : Forehead. Right side of forehead. Left side of forehead. Occiput. One side of head. Temples. Vertex.

Aggravation : Morning. Morning in bed. Morning on waking. Afternoon. Night. Combing the hair. Excitement of emotion before menses. During menses. Motion. Stooping. After a debauch.

Amelioration : Sitting. Morning.

Attending Symptoms : Hair falls out. Inclination to sleep. Redness of face. Lassitude. Bitter taste. Ill-humour. Tendency to shed tears. As if everything were going to protrude through forehead.

Description : Headache after a debauch, especially felt in the morning on waking. Dull feeling in head as if a board were pressed against the forehead, as if the head were too full and would burst out forward.

Tearing drawing jerking pains through head.

Chronic periodic headache in forehead, piercing pain with sleepiness.

Sensitiveness of scalp to touch and when hair is combed.

Hair falls out.

Headaches caused by mental emotions.

Headache with inclination to sleep and drawing in eye lids or redness of face, lassitude.

Bitter taste, ill-humour, and tendency to shed tears.

Sensation of tension, of heaviness and of fullness and of fullness in head.

Sometimes as if everything were going to protrude through forehead, worse on stooping.

Sensation of weight on occiput as if the head were going to fall backwards.

Painful pressure and compression especially in vertex, temples and forehead with heat in face.

Pulsative pain and throbbing in head especially in forehead.

Drawing, pains acute, pullings and shootings in the head, sometimes extending to jaws and teeth.

Shooting in the side of head with loss of ideas.

Soreness of scalp on being touched,

Menstrual headache.

Occipital pains.

KALI HYDRO.

Type : Syphilitic. Catarrhal.

Pain : Stitching. Tensive, Screwing together. Pinching. Sticking. Digging. Throbbing. Tearing. Jerking. Pressive. Expansive. Lancinating.

Location : Occiput. One side of head. Over left eye. Left temple. Root of nose. Over eyes. Brain. Forehead. Right side of forehead. Left side of forehead. Vertex. Both sides.

Aggravation : Morning. Morning in bed. 5 A. M. evening. Night. Mercury. Warm room. Cold weather. Riding in cold wind. Stooping. After dinner. 6 P. M. 5 P. M.

Amelioration : Morning on rising. Open air. Motion. Wrapping up head. Pressure.

Description : Headache especially in occiput. Coryza. Pains in sides of head as if screwed in and also in upper maxilla and teeth.

Lancinating and darting over the left eye and in left temple, when at night relieved after rising.

Pains as through sides of head.

Violent headache, cranium swells upon hard lump.

Pain intense over eyes and root of nose.

Brain feels enlarged.

Headache at 5 P. M. better rising.

Heaviness on stooping after dinner.

Feeling as if much water were being forced into brain, as if head being distended, violent compressive or expansive headache with sensation of coldness of part affected which is hot notwithstanding.

Forehead stitches on stooping ; tearing or jerking stitches in left sinus.

Tearing in right side in evening, better by pressure.

Sticking, digging in left temple at 6 P. M. with tearing.

Stitches in front of vertex in evening.

KALI CARB.

Type : Catarrhal. Gastric. Congestive.

Pain : Boring ; Digging ; Burning ; Bursting ; Cramping ; Crushing ; Drawing ; Jerking ; Pressing ; Pressing backward ; Shooting ; Stitching ; Stunning ; Stupefying ; Tearing ; Pulsating ; Beating ; Throbbing ; Hammering ; Lancinating.

Location : Forehead ; Over eyes ; Over left eye ; Occiput ; one side of head ; Right side of head ; Left side of head ; Temples.

Aggravation : Day time on waking ; Forenoon ; afternoon ; Evening ; Night ; Cold air ; Draft of air ; Open air ; Anger ; Loss of animal fluids ; Bending head backward ; while chewing ; Coition ; Getting cold in head suppression of coryza ; Coughing ; After eating ; Fasting ; Hot application ; Jar ; Lying , At the commencement of menses ; During menses ; Motion ; Moving head ; Pressure ; Riding in a carriage ; Stooping ; Upright erect position ; Sexual excesses ; After excessive pollutions ; After sleep ; Sneezing ; Standing ; Stepping heavily ; Straining eyes ; When swallowing ; Touch ; Walking ; Walking in open air : Cold weather ; Getting up ; Riding in cold wind ; Urinating ; Yawning.

Amelioration : Wrapping up head ; Warm room ; Sitting ; Sitting up or erect ; Lying ; Cold drinks ; Open air ; Pressing the forehead.

Attending Symptoms : Vertigo ; Nausea ; Dark before eyes ; Unconscious ; Yawning ; Vomiting.

Description : Morning headache with vertigo.

Hammering pains in head and stitches in occiput felt only during motion.

Sharp shooting pains from upper spine into occiput.

Congestion to head with throbbing and hammering.

One sided headache with nausea.

Jerking in the head from behind forward, dark before eyes, unconscious ; better from a drink of cold water, by riding.

Headache from riding in cold wind.

Headache comes on with yawning.

Stitches in temples.

Aching in occiput.

One sided, with nausea, on riding in a carriage.

Loose feeling in head.

Headache from motion of a carriage, on sneezing, coughing or in morning.

Semilateral headache with nausea and vomiting. Aggravated so as to become in-supportable by slightest movement.

Violent headache across the eyes.

Pressive headache in the occiput, especially during a walk with irritability or else in forehead with photophobia.

Tearing and drawing pain in head.

Lancinating headache chiefly in temples and forehead, worse from stooping, moving head, moving eyes, moving jaws ; better from raising head, heat.

Violent headache about inner temples.

Congestion in head with throbbing and buzzing.

The headaches are better by pressing the forehead.

[To be continued

SOME USEFUL PUBLICATIONS

In English, Bengali, Hindi and other Languages.

- Burnett's — Consumption, 325 pp. 3/8 ; Gout, 184 pp. 2/- ; Liver 232 pp. 3/8/- ; Skin, 271 pp. 3/- ; Tumour, 384 pp. 4/- . Fistula, 1/- .
 Cusick's.—Practice of Medicine, 376 pp., cloth, 6/- .
 Ghose's.—Medical Dictionary, 6th edn. 570 pp. ; 5/- .
 Fisher's.—Diseases of Children, 1070 pp., cloth, 20/- .
 Hering's.—Condensed Mat. Med., 1,000 pp. ; 18/- .
 Holcombe's, "Truth About Homœopathy", & "How I Became A Homœopath" etc. in one vol. -/12/- .
 Jahr's.—Venereal Diseases, Royal 387 pp., cloth, 10/- . Diseases of Females and Infants at the Breast— Royal 317 pp., Cloth, 10/- .
 Knerr's.—Repertory to Hering's Guiding Symptoms in Press.
 Knerr's.—Drug Relationship, 223 pp. 2/- .
 Lippe's.—Repertory 438 pp., half morocco, 12/- .
 Case Taking Form. 16 pp. -/3/- each. Doz. 1/14/- .
 Cholera, 3rd edn. 146 pp. -/12/- .
 Epitome of Homœopathic Practice (a pocket book), 6th edn. 408 pp., cloth, 1/8/- .
 External Homœopathic Medicines and First-Aid 2nd edn. 141 pp., 1/8/- only.
 Family Practice with chapters on Anatomy and Physiology, 6th edn. 375 pp., cloth, 5/- .
 Manual of Mat. Med. with Allen's Clinicals. In 2 vols. 3rd edn. 1995 pp. 14/- .
 Pharmacist's Manual (including Indian Drugs), in Press.
 Twelve Tissue Remedies, 228 pp. 1/8/- .

পারিবারিক চিকিৎসা	১৮শ সংস্করণ	১২৭০ পৃ:	৬/-
অর্গানন	২য় সংস্করণ	২৮৪ পৃ:	২।০
ওলাউটা চিকিৎসা	২য় সংস্করণ	৪৬ পৃ:	।০
ওলাউটা তত্ত্ব	৩য় সংস্করণ	২৫৫ পৃ:	১/-
জন্মনৈন্দ্রিয়ের পীড়া	৬ষ্ঠ সংস্করণ	১১২ পৃ:	১।০
ভুলনামূলক মেটেরিয়া মেডিকা	২য় সংস্করণ	১২১৬ পৃ:	১০/-
নরদেহ পরিচয়	৬ষ্ঠ সংস্করণ	১১২ পৃ:	১/-
সংক্ষিপ্ত পারিবারিক চিকিৎসা	২য় সংস্করণ	৩৫২ পৃ:	১।০
পারিবারিক ভেষজ তত্ত্ব	২য় সংস্করণ	৮৬৪ পৃ:	৫/-
বস্তুমূত্র	২য় সংস্করণ	৪৪ পৃ:	১।০
বায়োকৈমিক চিকিৎসা সার	৫য় সংস্করণ	১৮২ পৃ:	১/-
বায়োকৈমিক চিকিৎসা বিজ্ঞান	২য় সংস্করণ	৭০০ পৃ:	৫/-
বেরিবেরি বা এপিডেমিক ডুপসি		৫৮ পৃ:	।০
ভেষজ-লক্ষণ-সংগ্রহ	৬ষ্ঠ সংস্করণ	২ খণ্ডে সম্পূর্ণ	২০/-
রেপার্টরী	৩য় সংস্করণ	৭৬৪ পৃ:	৭/-
রোগ লক্ষণ সংগ্রহ পুস্তিকা		১৬ পৃ:	।০
প্রৌরোগ চিকিৎসা	২য় সংস্করণ	৩১৬ পৃ:	২।০
হাম ও ষসন্ত চিকিৎসা		৫৮ পৃ:	।০
ক্ষয়রোগ চিকিৎসা		৪৪ পৃ:	।০

आर्गेनिन—	द्वितीय संस्करण—	पृष्ठ ५१२,	३५)
ऐलेन्स कीनोट—	" "	— पृष्ठ ५२५,	५)
केण्टमेटोरिया-मेडिका—	" "	— पृष्ठ १४८१,	१८)
जननेन्द्रियके रोग—	चतुर्थ " —	पृष्ठ १८१,	११०)
मेडिकल डिक्सनरी—	—	पृष्ठ ८५०,	१०)
नरदेह परिचय—(एनाटोमी, सचित्र)	—	पृष्ठ १८८,	१॥
पारिवारिक चिकित्सा—	एकादश " —	प्रथम खण्ड	५)
" "	" "	द्वितीय खण्ड	५)
पारिवारिक चिकित्सा—(संचित)—चतुर्थ " —	पृष्ठ ३३४,		२)
पारिवारिक भेषज तत्व (मेटोरिया मेडिका) द्वितीय " —	पृष्ठ १५०४,		६)
फाष्ट-एड्ड—		पृष्ठ ७५,	१)
वचन-परीक्षा—(सचित्र)—	द्वितीय संस्करण—	पृष्ठ २१७,	१॥०)
बायोकैमिक चिकित्सा-सार—	षष्ठ " —	पृष्ठ २३८,	२)
बायोकैमिक चिकित्सा-विज्ञान		पृष्ठ १०००,	६)
भेषज-लक्षण-संग्रह—(मेटोरिया मेडिका) द्वितीय संस्करण दो भाग			२५)
मूत्र-परीक्षा—	द्वितीय संस्करण—	पृष्ठ १२८,	॥०)
रेपर्टरी—			१०)
स्त्री-रोग चिकित्सा—	चतुर्थ " —	पृष्ठ ४८५,	४)
होमियोपैथिक सार-संग्रह—चतुर्थ " —	पृष्ठ ४७०,		१॥०)
हैजा चिकित्सा—	द्वितीय " —	पृष्ठ ३१२,	२)

URDOO BOOKS.

Anatomy	3rd edn.	100 pp.	2/-
Homœo Ilaj	4th edn.	392 pp.	5/-
Biochemistry	2nd edn.	518 pp.	4/-
Materia Medica	2nd edn.	616 pp.	7/-
Kent's Mat. Med. in Urduo		2015 pp.	25/-
Khandani Ilaj	2nd edn.	1184 pp.	10/-

GUZRATI BOOKS.

Family Practice	2nd edn.	303 pp.	2/-
Tissue Remedies	"	226 pp.	2/-

URIA BOOKS.

Materia Medica		1004 pp.	4/-
Paribarik Chikitsa		313 pp.	2/8'

TELEGU BOOKS.

Epitome		304 pp.	1/8/-
---------	--	---------	-------

Publishers :

M. BHATTACHARYYA & CO.

73, Netaji Subhas Road, Calcutta.

COMILLA UNION

BANK LTD.

ESTD : 1922.

Regd. Office :— 8, Netaji Subhas Road, Calcutta.

Authorised Capital	Rs. 2,00,00,000.
Issued Capital	Rs. 1,00,00,000.
Subscribed Capital	Rs. 1,00,00,000.
Paid-up Capital over	Rs. 81,81,000.
Reserve Fund over	Rs. 31,25,000.

A well established Bank carrying on business on sound lines
FOR MORE THAN 26 YEARS.

Branches at important trade centres in India and Pakistan and transacting Exchange Business of every description with all principal commercial places of the world. Terms may be ascertained on application.

Current and Savings account opened and interest allowed at $\frac{1}{2}$ % and 1 % respectively. Fixed Deposits accepted for 6 and 12 months. Terms on application.

Loans and Advances allowed against approved securities. Bills discounted and collected.

Managing Director :— **DR. S. B. DUTT.**

The Biggest Ally
in Scientific Research
is Scientific Brain.

*A Foremost Ally
in the Advancement
of Science is*

PAPER

The most Dependable Ally of yours
in **PAPER MARKET IS—**

RAGHUNATH DUTT & SONS, LTD.

“BHOLANATH DHAM” 33/2, Beadon Street, Calcutta.

Phone : B. B. 4175.

Grams : NOTEPAPER.

You cannot imagine civilization without

PAPER.

And you cannot look for a more dependable source than

BHOLANATH PAPER HOUSE LTD.

Biggest Stockists, Importers & Mill-Agents for all grades of Indian & Foreign paper, Boards, Kraft etc., also Printing Ink.

Head Office :— 32/A, Brabourne Road, Calcutta—1.

Gram. : BIDYASEVA. (Phone : Bank 6102).

Branches :— 167, 134/135, Old Chinabazar St.
& 64, Harrison Road, Calcutta.

(Phone : B. B. 28).

Mof. Branches :— Patuatuly (Dacca). Balubazar (Cuttack).
Heuat Road (Allahabad)

The Upto-date Vernacular Hindi Homœo Books

Author :—Rai Sahib Dr. Yadubir Sinha, M. D. S. (U. S. A.)

- | | | |
|--|------------|------------|
| (1) Vrihat American Pariwarik Chikitsa | 1200 Pages | Rs. 6/8/- |
| (2) Sankshipt American Pariwarik Chikitsa | 500 Pages | Rs. 1/8/- |
| (3) Vrihat American Materia Medica | 1300 Pages | Rs. 6/8/- |
| (4) One Thousands Red Lines Symptoms (Pocket
Materia Medica in Hindi) | 300 Pages | Rs. 1/8/- |
| (5) American Homœopathic Pharmacopœia | 450 Pages | Rs. 1/8/- |
| (6) " " Organon | 350 Pages | Rs. 1/8/- |
| (7) " Biochemic Chikitsa | 250 Pages | Rs. 1/8/- |
| (8) (Pocket Materia Medica in English) | 250 Pages | Rs. 1/8/- |
| (9) Homœopathic Injection Chikitsa | 350 Pages | Rs. 3/- |
| (10) Medical Dictionary (Hindi, Urdu & English) | 350 Pages | Rs. 2/- |
| (11) Relationship of Remedies | ... | Rs. 1/8/- |
| (12) Anatomy & Physiology | ... | Rs. 1/8/- |
| (13) Pariksha Vidhhan | ... | Rs. 1/8/- |
| (14) Homœopathic Padyawali | ... | Rs. 1/8/- |
| (15) Adarsh Materia Medica—by Dr. L. Roy. | ... | Rs. 5/- |
| (16) Jawahar Jiwani | 300 Pages | Rs. 2/8/- |
| (17) English Label Book | 60 Pages | Ans. -/8/- |

Publisher :—The Sinha Homœo Medical College & Hospital.
(Govt. Regd. Recogd. & Aided.)
P. O. Laheriasarai (Bihar)

Cineraria Maritima Succus (B. & T.)

Sole Agents :—

M. BHATTACHARYYA & CO.

Sole Agents :—


for all Homœopathic, Biochemic
and other Products of—

BOERICKE & RUNYON

M. BHATTACHARYYA & CO.

JUST PUBLISHED
THE NINTH EDITION OF

Boericke's Materia Medica



With Repertory enlarged with a special Index to the Repertory and a Therapeutic Index added.

It is the only book which contains all the characteristic and verified symptoms of the Homeopathic Materia Medica.

It supplements every other *Materia Medica* so far published, since it offers reliable information of over 1,000 drugs, giving their common, botanical and chemical names, to which over 330 additions were made to the Index in this edition.

Every Student and Practicing Physician should have a copy
1042 pages, Genuine Flexible Leather Binding: Price \$8.00,
postage prepaid in U.S.A.

PUBLISHED BY

BOERICKE & RUNYON, 518 Sixth Ave., New York City
Branch, 116 South 11th St., Philadelphia, Pa.

Sole Agents:—M. BHATTACHARYYA & CO.

HOMŒOPATHIC MEDICINES

WHEN OF M. BHATTACHARYYA & Co.

Are genuine and cheap.

Medicines are potentised and dispensed under direct supervision of long experienced registered doctors.

Attenuations and filtrations are done most scientifically in up-to-date machines and the process is open to our customers' inspection.

M. BHATTACHARYYA & CO.
CALCUTTA.

Always

INSIST ON OUR
MACHINE MADE
TABLETS.

—o—

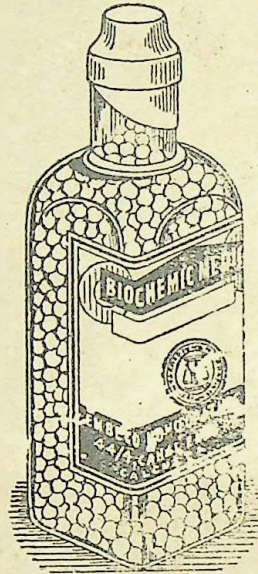
SCREW CAPPED
BOTTLE CONTAINS
1.000 TABLETS.

—o—

Made of

B & T'S
SUGAR OF MILK.

—o—



M. BHATTACHARYYA & CO.

HOMŒOPATHIC CHEMISTS & PHARMACISTS.

73, Netaji Subhas Road, Calcutta.

Homœopathic Mother Tinctures, Spirit Rectificatus and other Pharmaceutical products are manufactured.

Every step of the manufacture beginning from the collection and identification of the drugs, their pulverisation, maceration, percolation, distillation, filtration and right up to the bottling of the finished product is done with scrupulous care under the direct supervision of highly qualified chemists, botanists and pharmacists of vast experience.

EMBECO Homœopathic Laboratory

(BONDED)

CANAL EAST ROAD, Calcutta.

Phone—B, B. 5633

Tele.—Similicure, Cal.

Printed by DR. SAMARENDRA BHATTACHARYYA, B.Sc. at The Economic Press
25, Roy Bagan Street. and Published by the same on behalf of
M. Bhattacharyya & Co., 73, Netaji Subhas Road, Calcutta.