

The

HOMŒOPATHIC HERALD

(Journal of Pure Homœopathy)



Vol. XIV.

May, 1953.




No. 2.

HOMŒOPATHIC MEDICINES, HOMŒOPATHIC BOOKS AND VIALS ETC.

Headquarters for all fresh plant tinctures, tablets, triturations, and dilutions, specialties and sundries.

All of our Homœopathic tinctures which we make are made according to the "United States Homœopathic Pharmacopœia," which is the only Homœopathic Pharmacopœia recognized as standard by the government of the U. S. A. The method of preparation conforms also with that of the British Homœopathic Pharmacopœia.

BOERICKE & TAFEL, INC.
EXPORT DEPARTMENT.
1011, Arch Street, Philadelphia, PA. U.S.A.



Different Departments of
M. BHATTACHARYYA & CO.

HOMŌOPATHIC & ALLOPATHIC
CHEMISTS & PHARMACISTS.

HOMŌOPATHIC *Head Office* :—73, NETAJI SUBHAS RD., CALCUTTA.

Publishers of many important Homœopathic Books and

Sole Distributors of EMBECO—BRAND Homœopathic goods of

Mahesh Laboratories Ltd.

Post Box : 643 Cal.

Phone : Bank 2536


Tele. 'Simlicure' Cal.

CALCUTTA Branches :

1. **Shambazar**
133, Cornwallis Street.
2. **Shovabazar**
281/1, Upper Chitpur Rd.
3. **Simla**
198, Cornwallis Street.
4. **Sealdah**
162, Bowbazar Street.
5. **College Market**
90/8A, Harrison Road.
6. **Dharamtala**
43, Dharamtala Street.
7. **Bhowanipur**
42D, Ashutosh Mukherje Rd.
8. **Kalighat**
8A, Rusea Road.

U. P. Branch :
Banaras

Scale Brand
Biochemic Products.



Reg. No. 2735.
 Made of :—
American
Sugar of Milk.

East Pakistan :

1. **Head Office** :—
 Maheshangan, Comilla.
Tele : EMVATTA, Comilla
Phone : Com. 58.

2. **Branch** :—Dacca.
 Patuatooly.

Tele : EMVATTA, Dacca

Optical Store :

73, Netaji Subhas Rd., Calcutta.

Printing : ECONOMIC PRESS.
 25, Roy Bagan St., Calcutta.

Journals :

1. Homœopathic Herald (English)
2. Homœopathic Chikitsa (Bengali)

3. **EMBECO**
 Homœopathic Laboratory
 Maheshangan, Comilla.

4. **AYURVEDIC :**
 Vaidic Oushadhalaya
Main Office & Factor
 Comilla.

ALLOPATHIC *Head Office* :— 85, Netaji Subhas Road, CALCUTTA.

Phone—Bank 2948. (*Retail & Wholesale—also serve Prescriptions.*) *Tele.*—'Allopathic' Cal.

Distributors of Allopathic goods of Mahesh Laboratories Ltd.

Branch :— 203, Cornwallis St., Cal. (*Open Day and Night*) *Phone*—Avenue 1756.

The HOMŒOPATHIC HERALD

EDITOR

Dr. N. C. Das, M. A., D. M. S.

BUSINESS MANAGER :

Dr. Samarendra Bhattacharyya, B.Sc.

CONTENTS.

May, 1953.

EDITORIAL—N. C. DAS.	41
GLEANINGS ...	43
MEDICINES—N. C. DAS.	44
NATRUM SULPHURICUM T. K. MOORE, M.D. ...	53
VALUABLE HINTS FOR HOMŒOPATHS ...	55
PNEUMONIA ...	58
HEADACHE REPERTORY	65
WHAT WE MUST NOT DO IN HOMŒOPATHY DR. FORTIER BERNOVILLE, M.D.	67
DIRECTORY OF HOMŒOPATHIC INSTITUTIONS, ETC. ADV.	3
PROFESSIONAL DIRECTORY ..	4

Contributions.— Should be written very neatly on one side of the paper only. Manuscripts are not returned whether approved or not. Articles and communications should be addressed to the Editor, The Homœopathic Herald, 73, Netaji Subhas Road, Calcutta.

Business correspondence.— All business correspondence and advertisements should be addressed to the Business Manager.

Subscriptions: India Rs. 5/8/- (post free) per annum. Single copy -/8/-. Old copies -/10/- each. Special reduced subscription for Students, Public Libraries and Charitable Institutions. Company is not responsible for any wrong delivery.

Rates of advertisement :
Ordinary page—full page 32/-, half page 18/- quarter page 12/-.

Remittances—Remittances in advance to M. Bhattacharyya & Co. 73, Netaji Subhas Rd. Cal.


Books just out.

Copyright by—**M BHATTACHARYYA & CO.**

- | | |
|--|---|
| <p>1. Pocket Medical Dictionary—English to Hindi, Urdu, Bengali & English. Flexible bound Rs. 10/-.</p> <p>2. Knerr's Repertory. in 2 Volumes. Rs. 55/- only.</p> <p>3. S. K. Bose's—Human Anatomy & Physiology. Rs. 2/8 only.</p> | <p>4. Urdu Translation of—Cholera and Plague. Rs. 4/- only.</p> <p>5. Urdu Translation of Nash. Rs. 7/-.</p> <p>6. Burnett's "Fifty Reasons for being a Homœopath"
English—Rs. 2/8 ; Hindi—Rs. 1/8 ; Urdu—Rs. 2/- only.</p> |
|--|---|

INDIAN GLOBULES.

Actual sizes are —



Available in —

(1) One pound

Glass bottle. ... Rs. 2/- per lb.

(2) One pound

Paper carton. ... Re. 1/14 „

(3) Bulk packing ... Re. 1/10 „

Special rate for big quantity.

== EMBECO ==
(BRAND)

Products of —

Mahesh Laboratories Ltd.

Sole Agents :— M. Bhattacharyya & Co. 73, Netaji Subhas Road, Cal.

MANUAL OF MATERIA MEDICA
(With Allen's Clinicals)

2693 pages in 3 Vols. Rs. 20/- only.

M. Bhattacharyya & Co.

Directory of Homœopathic Institutions,

LABORATORIES, FOREIGN JOURNALS AND CHARITABLE DISPENSARIES

RS. 3/- PER INSERTION—RS. 12/- FOR SIX INSERTIONS

<p>General Council & State Faculty of Homœopathic Medicine, Bengal 1B, Old Post Office Street, Calcutta. Phone : City 1105.</p>	<p>Mahesh Laboratories Ltd. 30/4, Canal East Rd., Cal. India. Phone B. B. 5633.</p>
<p>The Bengal Homœopathic Institute 1B, Old Post Office Street, Calcutta.</p>	<p>Mahesh Charitable Dispensary 25, Roybagan Street, Calcutta.</p>
<p>Calcutta Homœopathic Medical College & Hospital 265, Upper Circular Road, Calcutta. Phone : B. B. 2654.</p>	<p>Mahesh Charitable Dispensary Bighar, Tippera, E. Pakistan.</p>
<p>Pratap & Hering Homœopathic Medical College & Hospital 14/1, Narkeldanga North Road, Cal. Phone : B. B. 2356.</p>	<p>Mahesh Charitable Dispensary Harasundari Dharmasala Banaras.</p>
<p>Dunham Homœopathic Medical College & Hospital 63, Upper Circular Road, Calcutta. Phone : B. B. 2757.</p>	<p>The Homœopathic Recorder Brattle Boro, Vermont U. S. A.</p>
<p>Journal of the American Institute of Homœopathy 1601, Chestnut Street, Philadelphia 3 Penna U. S. A.</p>	<p>Pacific Coast Journal of Homœopath 2200, Grove Street Berkeley, Calif.</p>
<p>Heal Thyself (The Homœopathic World) 24, St. George St., Hanover Sq. London W. I.</p>	<p>HEALTH Through Homœopathy 43, Russel Sq. London W. C. I.</p>
<p>The British Homœopathic Journal Faculty of Homœopathy L.H.H. Great Ormond Street, W. C. I.</p>	

Professional Directory

RS. 3/- PER INSERTION—RS. 12/- FOR SIX INSERTIONS

Dr. S. N. Sen Gupta
67/1. Beadon Street, Calcutta.
Phone : B. B. 3577.

Dr. J. Ghosh, M. A. (Cal), PH. D.
(Edin), F.N. I.
9, Satyen Datta Road, Cal—29
Phone—South 2142.

Dr. N. M. Choudhuri
27/A Elgin Road, Calcutta.
Phone : P. K. 214.

Dr. N. C. Das, M. A. D. M. S.
181, Panchanantola Rd., Howrah.
Phone : Howrah 493.
Disp. : 64, Khurut Rd., Howrah.

Dr. S. Bhattacharyya, B. Sc.
Manager M. Bhattacharyya & Co.
Phone (Residence) B. B. 1835.

Dr. H. K. Basu, B.Sc. M.B. (Cal.)
D.O.M.S. & D.L.O. (Lond.) L.M. (Dub.)
67, Dharmatala St. Calcutta.
Phone Central 1047.

Dr. J. N. Majumdar
M. Sc., M. B., F. R. C. S.
6, Ironside Road, Cal. P. K. 15.

Dr. I. B. Sanyal M. Sc., M. B.
81, Cornwallis Street, Calcutta.
Phone : B. B. 1964.

Dr. S. K. Das, B. Sc., M. B.
71/2 Musjidbari Street, Calcutta.
Phone : B. B. 4238.

Dr. G. Dirghangi
1, Gomes Lane, Cal.—14
Phone : Bank 4660.

হোমিওপ্যাথিক চিকিৎসা

(চিকিৎসা সংক্রীয় মাসিক পত্রিকা)

প্রধান সম্পাদক—ডাঃ এস, এন, সেনগুপ্ত
সম্পাদক—ডাঃ সত্যেন্দ্রনাথ রায়

বৈশাখ হইতে বর্ষ গণনা করা হয়। যে
কোন মাস হইতে গ্রাহক প্রেরীভুক্ত হইতে
পারা যায়। বার্ষিক সভাক ৪১০ টাকা, প্রতি
সংখ্যা ১০ আন, পুরাতন সংখ্যা ১০ আনা।
পাঠাগার, হাসপাতাল, দাতব্য-প্রতিষ্ঠান ও
ছাত্রদিগের জন্য ৩০ টাকা মাত্র। নমুনা
সংখ্যা বিনামূল্যে।

এম, ভট্টাচার্য্য এণ্ড কোং

৭৩, নেতাজী সুভাষ রোড
কলিকাতা।

"BHARAT BRAND"

HOMEO PHIALS

Most reliable and durable.

Manufactured by :—

FREE INDIA GLASS INDUSTRY.

57/4, Raja Dinendra Street, Cal.

Stockists :—

M. BHATTACHARYYA & CO.

THE HOMŒOPATHIC HERALD.

Vol. XIV.

MAY, 1953.

No. 2.

Editorial

MEATLESS DIET.

Leading authorities on diet are usually of opinion that meatless diet enables us to live a long and healthful life. Experiments have been conducted to prove the harmlessness of a vegetable diet. It is well known that those who live a very long life either do not eat meat at all or eat it very moderately. An exclusive meat diet does not prolong life, but causes intestinal putrefaction and bring degenerative changes in heart, liver, kidneys and blood vessels. It is maintained that free use of meat in America and in all highly civilized countries is responsible for the high and ever-increasing mortality from heart and kidney diseases. People who subsist largely on meat diet are greatly susceptible to attacks of cancer diseases. Eating meat is a great source of constipation and various kinds of skin diseases. Leprosy easily invades organisms which are maintained by a meat diet. Meat and fish inflict pronounced injury on the health of persons who cannot do without them. Flesh-eating is harmful to life. Persons suffering from skin diseases, cancer, indolent ulcers, small-pox, boils, carbuncles, etc. experience great aggravation of symptoms if they take animal diet especially meat, fish and eggs. Attacks of asthma increase in severity by taking eggs and meat. Moreover, use of eggs, meat and fish causes morbid increase in the sexual passion with grave injuries to health. Hence persons who are victims of serious and dangerous diseases like phthisis,

pneumonia, paralysis, insanity, etc. should not be encouraged to take meat diet which may cause unnatural loss of semen inflicting grave injuries to health.

India can show evidences that long life is possible without a meat diet. The ancient Hindus especially the ancient sages of India never took meat but they could live very long lives. Even in modern India 90 p. c. of people do not take meat, fish or eggs but one can notice that they enjoy sound health and long life. Vegetable diet alone made the Indian sages to attain supreme power of intellect which shone in splendour in all walks of life.

*

*

*

Homœopathic physicians in all countries experience a formidable resistance in their field of practice. It comes partly from the recent developments of allopathic Materia Medica and partly from the entire lack of propaganda for the propagation of the Homœopathic system of treatment. In order to maintain our position we must see that our drugs and our cures be well advertised and made known to the people. Charitable Homœopathic dispensaries at different localities of towns and cities and villages can be considered efficient means of advertisement of Homœopathic system of treatment. This will enable us to come in direct contact with people and help us to demonstrate the value of Homœopathic drugs. Besides this Homœopathic practitioners should study their Materia Medica with special care without which they will fail to cure patients who come to them for treatment. Then comes the purity of drug which is our chief instrument of cure. Doctors should obtain genuine medicines from reliable sources or failure will result to throw us out of business.

N. C. DAS.

GLEANINGS.

1. Perforation of drum (ear) : Calc-c. Caps. Lyc. Puls.
2. Ears very dry : Arnica.
3. Earache after vexation : Sulph.
4. Earache during fever : Calad.
5. Earache, worse with full moon : Sil.
6. Itching in ears, is almost frantic : Puls.
7. Itching in ears especially when swallowing : Sil.
8. Earache with nausea : Dulc.
9. Nervous deafness (Tabac) after typhoid : Phos-ac.
10. Otorrhœa smell of gunpowder : Calc-c.
11. Otorrhœa smelling like putrid meat : Thuj.
12. Otorrhœa with great itching : Croton-tig.
13. Otorrhœa especially after exanthemata : Meny.
14. Wen on lobes of ear : Nitric-acid.
15. Coryza worse in cool air : Nux-v. (Ars-a).
16. Redness of nose in open cold air : Alœ.
17. Hardness of Alæ nasi : Thuja.
18. Itching of Alæ-nasi : Ars-a.
19. Red eruption on alæ-nasi : Thuja.
20. Epistaxis in anæmic children with frequent changing colour of face : Ferr.
21. Nosebleed in bed after awaking : Alœ.
22. Coryza worse in warm room, better in cool air :
ix-v. (Puls).
23. Boils in nostrils, better from cold : Apis.
24. Snuffles, child starts out of sleep, rubbing nose :
co.
25. Snuffles, especially of new-born child : Nux-v.
laps. Samb.).

N. C. DAS.

ABIES CANADENSIS.

Indications

- (1) Craving for meat, pickles, and other coarse food.
- (2) Gnawing, hungry, faint feeling at the epigastrium.
- (3) Tendency to eat far beyond capacity for digestion.
- (4) Pain in right shoulder blade, constipation, burning in rectum ; distention of stomach and abdomen, rumbling in bowels, dryness of mouth.
- (5) Uterine displacements with prostration and desire to lie down all the time.
- (6) Cold water feeling between shoulders, chilly sensations.

Useful in indigestion, liver disease, displacements of uterus.

ABIES NIGRA.

Indications

(1) Sensation in the cardiac end of the stomach or in the œsophagus where it enters the stomach, as if a hard body, a hard boiled egg had lodged there.

Painful sensation as if something were lodged in the chest and had to be coughed up.

- (2) Pain in stomach always comes on after eating.
 - (3) Total loss of appetite in the morning but great craving for food at noon and night.
 - (4) Dyspepsia of the aged, esp. after tea or tobacco.
- Low spirited, eructations, dyspnoea after lying down.
Symptoms worse after eating, constipation.

Useful in dyspepsia ; cough ; lung-disease ; constipation.

ABROTANUM.

Indications

- (1) Marasmus esp. of lower extremities with good appetite.

(2) Metastasis, metastasis of rheumatism from joints to heart, to spine.

(3) Aggravation of hæmorrhoids when rheumatism improves. Rheumatism after checked diarrhœa.

(4) Oozing of blood and moisture from navel of newborn.

(5) Hydrocele, epistaxis, emaciation in little boys.

(6) Stomach feels as if swimming in water.

(7) Emaciation, good appetite, food passes undigested, hunger and whining; face wrinkled, old-looking, blue rings round eyes, child cross, depressed, very peevish; comedones on face; abdomen distended, hard lumps in different parts of abdomen.

(8) Pleurisy, after Aco. and Bryonia.

(9) Worms esp. ascarides.

Useful in marasmus, hæmorrhoids, hydrocele, indigestion, rheumatism, gout, paralysis, worms, nose-bleed.

ABSINTHIUM.

Indications

(1) Epileptiform convulsions, preceded by trembling; unconscious, falls, bites tongue, foams; jaws fixed, vertigo with tendency to fall backward; wants to lie with head low; opisthotonos.

(2) Otorrhœa esp. after hemicrania.

ACALYPHA INDICA.

Indications

(1) Incipient phthisis, hæmorrhages of the lungs. worse in the morning, blood bright red and not profuse in the morning, dark and clotted in the evening. Dry hard cough followed by hæmoptysis. Constant and severe pain in chest. Cough worse nights; very weak in the morning. Progressive emaciation.

(2) Spluttering diarrhœa with forcible expulsion of noisy flatus. Rumbling, distention, rectal hæmorrhage.

ACETIC ACID.

Indications

(1) Large quantities of pale urine, intense thirst, dry hot skin ; burning dry skin.

(2) Dropsy, intense thirst, debility, pale waxen skin, œdema of lower extremities, face pale, waxen, emaciated. Profound anæmia.

(3) Chronic diarrhœa of children with great emaciation. Stools often undigested. Diarrhœa with great thirst, drinking large quantities, bloated abdomen, great debility.

(4) Constipation with great thirst and excess of pale urine.

(5) Diabetes with intense burning, unending and unquenchable thirst and great debility.

(6) Pain in back relieved only by lying on the abdomen.

(7) Vomits after every kind of food, salivation, fermentation in stomach. Cancer of stomach with burning.

(8) Anæmia of nursing mothers. Milk impoverished, bluish, transparent, sour, breasts painfully enlarged, distended with milk.

Useful in dropsy, œdema of feet and legs, phthisis, diabetes, warts, nodules (1x solution for application.)

ACONITE NAP.

Indications

(1) Acute, sudden and violent invasion with fever.

(2) Complaints caused by exposure to dry cold weather, draught of cold air, checked sweat, from very hot weather.

(3) Great and uncontrollable anguish, anxiety, great fear, fear of death, predicts the expected day of his death.

(4) Extreme restlessness, tossing about ; intense thirst ; fear of death ; anxiety, worry.

(5) Skin dry, hot. Face very red while lying.

(6) Effects of fright.

(7) Head hot, vertigo on assuming an upright position, great aversion to light or great desire for it, noise and music trouble and worry the patient. Tingling sensations in

different parts; everything tastes bitter except water. he drinks, vomits, knows he is going to die.

(8) Retention of urine in the children.

(9) Hæmorrhages, blood comes with great ease by hemming and hawking; quantity great, pure bright red; great fear of death.

(10) Great sleeplessness, restlessness, constant tossing.

(11) Lying on back ameliorates cough and stitches in chest. Lying on side aggravates stitches in chest and cough.

(12) Sweat on affected or covered parts.

(13) Lying relieves the headache and vertigo.

(14) Facial paralysis from exposure to cold dry winds.

(15) Diarrhœa, dysentery or cholera in summer when days are hot and nights are cold. Restless, thirsty, anxious face, fear of death, abdomen hot, stool hot, sensation of cold stone in stomach.

Aggravation: Dry cold air, suppressed perspiration; from fright, evening (chest); when lying on the side; when rising, in the warm room. Cannot lie on the left side in affections of the chest. From music; during inspiration. Lying on affected side. Night. About midnight. Exposure to sun (headache); open air (toothache and cough); drinking, motions (pains in muscles, joints).

Amelioration: In the open air, when sitting still (rheumatism) uncovering; rest; lying (headache, vertigo); bending double (colic).

Useful: Coryza, cough, bronchitis, pneumonia, pleurisy, dysentery, diarrhœa, cholera, paralysis, rheumatism, fever, effects of surgical operation, shock; effects of fear and fright. Effects of heat, especially of sun; all acute diseases in the beginning.

ACTÆA SPICATA.

Indications

(1) Rheumatism, of small joints with tearing tingling pains, wrist-rheumatism; worse touch, motion; joints swell after slight fatigue; worse cold air, the cheek he lies on sweats.

ÆSCULUS GLABRA.

Indications

(1) Very painful, dark, purple external hæmorrhoids. Hard knotty stools, very painful. Weakness of sacrum and lower limbs.

ÆSCULUS HIPPOCASTANUM.

Indications

(1) Hæmorrhoids, blind or bleeding ; bleeding relieves ; feeling of dryness in rectum as if little sticks or splinters were pricking, worse winter. Backache affecting sacrum and hips, worse walking or stooping. It is almost impossible to walk.

(2) Pharyngitis, throat sensitive to inspired air, burning, stinging in fauces ; feeling as if something hard lodged in fauces causing constant inclination to swallow ; feeling of dryness and roughness in throat ; chronic sorethroat with piles. Hawking of ropy mucus of sweetish taste.

(3) Burning in anus with chills up and down back.

(4) Leucorrhœa, after menses, dark yellow, sticky, corroding, characteristic backache, cannot walk.

(5) Piles in climacteric years. Chronic diarrhœa with backache. Better summer.

(6) Discharge of prostatic fluid at every stool and at micturition.

ÆTHIOPS ANTIMONIALIS.

Indications

(1) Scrofulous, herpetic, eczematous eruptions and discharges. Favus-like eruptions, eruptions from fright. Painful, irritating, scabby eruptions on face. Hereditary syphilis.

(2) Scrofulous ophthalmia, scrofulous otorrhœa, offensive.
Use third trituration.

ÆTHUSA.

Indications

(1) Inability to think or fix the attention.

(2) Intolerance of milk, vomiting of everything taken, especially milk, which is ejected in yellowish or greenish curds; great weakness and exhaustion after vomiting; the child is so exhausted it falls asleep at once. It awakens hungry, eats, and vomits again. Hungry after vomiting. Sudden and violent vomiting immediately after nursing, milk is thrown up just as it was swallowed or in curds so large as to almost choke the child.

(3) Heat causes all eruptions to itch intolerably.

(4) Violent startings during sleep. Spasms, thumbs clenched, eyes turned down, pupils fixed, dilated, eyes staring, foam at mouth, red face, locked jaw; surface of body cold and covered with clammy sweat.

(5) A surface of pearly whiteness on upper lip bounded by distinct lines from wings of nose to angles of mouth—*linea nasalis*.

(6) Swelling of glands round neck like a string of beads.

(7) Great weakness, children cannot stand, cannot hold up their heads. Black and blue spots all over body. Absence of thirst with fever. Vomiting often looks oily and greenish.

Useful in brainfag, cholera infantum, convulsions, vomiting, diarrhœa.

AGARICUS EMETICUS,

Indications

(1) Severe vertigo, not able to sit or stand, must be carried to bed.

(2) Longing for ice-water.

(3) All symptoms better cold water.

(4) Violent vomiting with ice-cold sweat on face < motion of head; sensation as if stomach were suspended on a string, burning pains in stomach.

AGARICUS MUSCARIUS.

Indications

- (1) Vertigo with tendency to fall backward.
- (2) Rolling of the head in brain affections and fever.
- (3) Muscular jerking and twitching, in the eyes, eyelids, facial muscles. Chorea, twitching ceases during sleep, twitching of eyelids and eyeballs.
- (4) Pains as if touched or pierced by needles of ice.
- (5) Symptoms appear right upper and left lower or vice versa.
- (6) Great sensitiveness to cold air.
- (7) Toothache and pain in limbs when looking out of an open window.
- (8) Symptoms are worse in cold weather ; drinking cold water ; before a thunderstorm ; when walking in open air ; coitus, frost, sun. Fright ; mental application, over exertion, sexual excesses.
- (9) Sensation of icy coldness in head.
- (10) Eructations alternately with hiccough ; desire to vomit soon after a meal.
- (11) Heart symptoms with paralysed feeling in left arm and hand.

Useful in acnes, chilblains, cholera, cough, cramp, delirium, typhoid, epilepsy (with great exertion of strength). Sebaceous tumours, effects of sexual excesses. Delirium (makes verses and prophesy, kisses companions). Impotence (sexual appetite marked but penis relaxed).

AGARICUS PHALLOIDES.

Indications

- (1) Asiatic cholera, extreme prostration, chilliness ; cold sweat, hippocratic face ; cold tongue ; violent thirst, frequent bilious vomiting ; incessant cramps in stomach. Hard tense abdomen ; frequent whitish watery stools or bilions, bloody stools, urine suppressed ; voice hoarse ; pulse hardly perceptible. Cold extremities ; cramps in legs, feet and calves ; convulsions. Vertigo on rising up, respirations short.

AGAVE AMERICANA.

Indications

- (1) Painful erections in gonorrhoea ; strangury.
- (2) Gums swollen and bleeding.

AGNUS CASTUS.

Indications

- (1) Great sadness with fixed idea of approaching death, keeps repeating that she will soon die (after confinement in women and when milk fails to appear).
- (2) Premature old age from abuse of sexual power ; history of repeated gonorrhoeas.
- (3) Impotence (Male) parts cold, relaxed, desire gone, no erections ; scanty emission without ejaculation ; sexual melancholy ; fear of death.
- (4) Deep fissures in anus. Itching in eyes.
- (5) Spasms and strains.
- (6) Toothache, worse warm food or drink.
- (7) Sterility in women, suppressed menses ; want of sexual desire. Milk scanty or absent. Retained placenta.

AGRAPHIS NUTANS.

Indications

- (1) Enlarged tonsils and adenoids ; catarrhal conditions ; obstruction of nostrils ; throat deafness ; better from shelter.

AILANTHUS GLANDULOSA.

Indications

- (1) Prostration at the onset of a disease ; livid or purpled appearances of skin ; low adynamic forms of disease ; patient stupid, dull, delirious, weak.
- (2) Diphtheria, extreme prostration, throat livid, almost purple, swollen, tonsils studded with deep angry looking ulcers, oozing a scanty fetid discharge ; external neck swollen and sensitive.

(3) Tympanites, thin, watery, offensive diarrhoea, passing involuntarily with urine: stools frequent, watery, forcibly expelled; urine scanty or suppressed.

(4) Malignant puerperal fever, purplish skin.

(5) Large blisters filled with dark serum.

(6) Dysentery, very great weakness. Hæmorrhagic diathesis; teeth covered with sordes.

(7) Parotid gland sensitive and enlarged.

(8) Copious, thin, ichorous and bloody discharge from nose.

(9) Countenance indicative of much distress, face purple.

ALETRIS FARINOSA.

Indications

(1) Habitual tendency to abortions; tired all the time, anæmic condition; prolapsus; leucorrhœa; weariness of body and mind, no appetite, least food distends abdomen: fainting and vertigo; emaciation; constipation.

(2) Obstinate vomiting of pregnancy.

(3) Premature and profuse menses with labor-like pains.

(4) Sterility; leucorrhœa with debility; prolapse of uterus with weight in uterine region and pain in right inguinal region; frothy saliva from mouth.

(5) Incontinence of urine, worse walking fast, sneezing; phosphatic urine.

ALFALFA.

Indication

(1) Increases quality and quantity of milk in nursing mothers.

(2) Diabetes insipidus and phosphaturia.

(3) Chronic appendicitis, craving for sweets.

(4) Malnutrition.

NATRUM SULPHURICUM.*

T. K. MOORE, M.D.

Put on your rain coat and rubbers. Here comes Glauber's Salt (Sal Mirable). A shorter word for *Nat. s.* is wet. So much so that one needing it may be upset even by eating plants which thrive near water. He is also disturbed by residence in damp cellars, on marshy ground, from spring weather or change from dry to wet weather. It leads all others in Von Grauvogl's hydrogenoid constitution, meaning too much fluid in the blood and tissues. One would naturally expect this remedy to help evacuate dropsies of different sorts but it has never been useful here so far as I can discover. Also on approach of a storm *Nat. s.* does not appear. *Rhod.* and *Psor.* are leaders here with *Agar*, *Cedr*, *Gels*, *Kali b*, *Lach*, *Lyc*, *Nat c*, *Phos*, *Rhus t*, *Ran b*, *Sep*, and *Tub*, trailing. Not even on getting wet where *Rhus t*, *Calc*, *Caust*, *Puls*, and *Sep* are tops. Nor in wetting of feet of *Puls*, and *Sil*; nor of head of *Bell* and *Puls*. But in wet weather, especially in asthma, diarrhoea, rheumatism and neuralgia, *Nat s.* is out in front.

Don't get the idea that dampness is the whole of *Nat s.* There is a deal more to it. For instance, liver. Just listen to this. "Great sensitiveness in liver, very painful when touched, cannot bear lightest clothing about waist, bilious colic, excruciating pains, jaundiced with watery blisters, vomiting of bile, of sour then bitter fluid, acidity, tension, sticking pains on walking, on taking a deep breath, sharp violent stitch in right abdomen, as if liver would burst open there, worse at 4 p.m., sitting, and unchanged by pressure."

In gall stone colic it holds high rank along with such old reliables as *Bell*, *Berb*, *Card mar*, *Lyc*, and *Verat*. For asthma, especially of children, it is as outstanding as *Ars*, *Cham*, *Ip*, *Nux v*, *puls* and *Samb*, each in its own place with its exclusive syndrome. Here great dyspnoea, with desire to take a deep breath, during damp weather points the way to *Nat s.*

* Read before Bureau of Materia Medica, I.H.A., June 17, 1947.

And if in addition there be copious expectoration particularly greenish, one need not look further. In some asthmas of children where, in addition to the wheezing and frequency of attack, there is the great prostration one would expect in *Ars.* and *Ars.* palliates only, try *Nat s.* It has saved the day in such cases. I mean cures, and by cure I mean that it not only clears up untoward symptoms, but brings the patient to an *improved state of health*, a sequence seen only in homœopathic prescribing. We *talk* much about the similimum, but when there is recovery from illness and subsequent better general health, more pep, we *know*. Here is a gem of that elusive thing we dub truth. What a grand and glorious feeling to hit the bull's-eye; and I know of no other way to improve our marksmanship in this respect than that of persistent study, digging, hammering it out, midnight oil.

It is, and I suppose will continue to be, a mystery why, to put on their show, certain drugs go for their own spot in our anatomy. Why *Sang.* selects the right shoulder, *Led* and *Sul* the left, *Nit ac.* margins of outlets, *Kali b.* the nose, *Con.* and *Phyt* the breast, *Bry.* the serous membranes. *Solidago* for kidneys, *Bell.* *Lyc* and *Podo* the right and *Arg n.* *Lach* and *Podo* the left ovary. The *Nat s* pain in the left lower chest is as characteristic as that of *Kali c* for the right lower chest.

Experience teaches us that *Bry.* puts a stop to many chest pains, striking at the root of the trouble; its pain on motion is in our minds first of all, but *Nat s.* has that also. However, there is no need for confusion here as *Bry.* is a dry as *Nat s.* is wet. Copious expectoration eliminates dusty *Bry.* Pressure on the sore spot aggravates or makes no difference in *Nat s.* cases, while everyone knows the relief from pressure of a *Bry.* pain.

Diarrhœa *after* rising in the morning is as marked in *Nat s* as the hurry-out-of bed of our old friend *Sul.*, other symptoms agreeing and of course wet weater brings it on. And there must be reason for Boger's largest print for FLA-TULENCE, GURLING IN BOWELS, THEN SUDDEN, GUSHING, NOISY, SPUTTERING STOOL.

Nat s. is Schuessler's specific for epidemic influenza where it has given good account of itself, witness Plumb Brown's case records. But specific for any disease is a lie, there being no such animal. So if we have any such notion, the sooner we dismiss it as a myth, the better for our prescribing. Consideration of results, ultimates of disease, as basis for a prescription is another stumbling-block just as difficult to eradicate from our slow-learning minds.

Nat s. occupies a very useful place in late effects of head injuries. The mauling of mastoidectomy comes under this head, and it has been our good fortune to see *Nat s.* at work here. By the way this operation is less often necessary under homœopathic prescribing. Seeing a ripe, discharging, œdematous, necrotic mastoid resolve under *Silica* medication is too much to believe, except it has been under one's personal observation; so we won't burden you with that.

This being a symposium on *Nat s.* I leave off here this incomplete picture. And, besides, we are beginning to wander from our subject.

(From Homœopathic Recorder.)

—o—

VALUABLE HINTS FOR HOMŒOPATHS

Old school prophylactic medicine is fraught with so many ill-effects, together with the doubtful good seemingly resulting from its practice, that it is well for a homœopath to know homœopathic antidotes to the bad effects of so-called allopathic immunization against numerous acute disease to which young humanity is subjected.

Also it might be well to remind homœonaths that they have in their armamentarium far more potent prophylaxis against disease, with no evil effects resulting from its use.

Whooping cough immunization for young infants is of doubtful value, and often productive of illness and weakness lasting for some time, interfering with growth and development. *Pertussin*, *Carbo veg* and *Cuprum met* in potency are

the big three here, selected according to the type of epidemic and the symptoms present in the individual cases. These remedies afford splendid protection, as well as antidoting the bad effects from the whooping cough vaccine.

The antidotes to the bad effects of diphtheria antitoxins are *Diphtherinum* and *mercurius cyan.* These remedies are highly protective against the disease. They also have the power to remove the germs from the throat of so-called carriers.

Every homœopath knows of the power in *Belladonna* to prevent scarlet fever, especially in the smooth type of eruption; but for the bad effects of the Dick serum *Ailanthus* is a more effective antidote.

Against poliomyelitis, the homœopathic remedy, *Lathyr sat.*, has, over a period of thirty years, proven protective in many thousands of cases exposed to the infection. The remedy affects the same nerve centers in the spinal cord that the polio virus does. It is a pity that homœopaths have not exploited the valuable possibilities that the wide application of this remedy would give. It is a real need against crippling and suffering, and would bring recognition and expansion to homœopathic practice as well.

Against the ravages of malaria, both prophylactic and curative, we will require the study and use of a larger group of remedies. Yet a sufficiently narrow group of the most often indicated will enable the prescriber readily to cure ninety-five per cent of his cases. Starting with *Nat mur.*, *Arsenic alb.*, second, *China*, *Sulph.*, third: these remedies properly given in a highly malarial district will afford certain protection against the disease. And, if the disease be present in an individual, these same three remedies need to be studied and compared for the selection of the curative agent.

In a case of malaria coming on every spring or late fall especially when the weather is wet and cold, *Aranea diad* will almost be certain to cure.

In a case where paralysis has resulted from a combination of chronic malaria and quinine, *Caust* will surely cure both the malaria and the paralysis.

In the acute attacks of malaria where extreme bone pains with nausea and violent headache are present *Eupator perf.* will cure. Two other useful and frequently indicated remedies are *Rhus tox* and *Nux vomica*, given on the specific indications found in the pathogeneses of these remedies.

For the antidotes against small-pox vaccine we have several very effective remedies, *Malandrinum* and *Thuja* being most often needed. In those cases where acute and violent symptoms of blood poison come on soon after vaccination, no remedy can compete with *Malandrinum* in the control and cure of such serious conditions. For the long-lasting and chronic results following vaccination. *Thuja* is first choice. Since the early history of homœopathy in the hands of many prescribers, this remedy has been curative in thousands of cases. *Variolinum* and *Vaccininum* and *Sarracenia* are all useful and effective prophylactics, as well as curative agents of great power in small-pox. In certain types and stages of the disease *Antim tart* and *Silica* have proven curative and valuable.

For the bad effects following excessive application of all coal tar drug derivatives, including the so called wonder drugs, *Carbo veg.* and *Lach.* have been very effective antidotes, quickly restoring the patient to a normal status. For the severe skin lesions that come so often after penicillin, the old antipsoric, *Sulphur*, is an effective antidote.

We are aware that the aforementioned remedies and related disease status is common knowledge to every homœopathic physician. The object in presenting these known facts to the readers of *The Homœopathic Recorder* is to remind the profession as a whole that homœopathic prophylaxis, as well as cure, is, after one hundred and fifty odd years of continuous practice in the face of prejudice and ridicule, still the most scientific and effective system of medicine known to man.

PNEUMONIA.

[Continued from page 37.]

OPIUM.

Accompaniments : Eyes too large for the orbits ; glassy, protruded eyes ; lower jaw hangs down. Veins of face distended ; twitching of the muscles of face ; corners of the mouth twitch. Bluish face ; red spots on cheek ; face dark red, hot ; face pale, sunken ; dry mouth ; black tongue ; bloody froth at mouth ; violent thirst. Round, hard, black balls of stool ; stools protrude and recede ; frothy offensive black involuntary diarrhoea. Great drowsiness (Bry, Ant-t, Nux. Mos), profound coma ; very sleepy with inability to sleep. Hot perspiration over whole body except lower limbs, constant desire to uncover ; hot perspiration ; blue-black swelling here and there over the body.

Painlessness with all ailments, complaints of nothing and asks for nothing ; reappearance and aggravation from becoming heated ; all ailments are accompanied by sopor. Blue spots on skin ; picking of bed clothes and groaning sleep, distended viens on the hands.

Aggravation : Heat, during and after sleep ; from anxiety or fear ; from reproaches ; with drunkards ; after brandy ; during respiration ; wine ; while perspiring.

Amelioration : From cold. Constant walking.

Remedies following : Hyosc., Ant-T.

CALCAREA CARB.

Type : Lobar Pneumonia. Pleurisy.

Stages : Second stage. Third stage.

Location : Left side. Upper lobe of right side. (Upper third of right lung). Middle and upper R-lobe.

Causes : Working while standing in cold water ; working in wet clay ; Handling cold things. Defective assimilation ; imperfect ossification ; washing, coition, cold wet weather ; loss of fluids. Masturbation, wet poultices, sexual excesses,

stretching the affected part. From washing and water ; from getting wet. Suppressed perspiration ; stone cutter.

Expectoration : "Expectoration sinks in water, with a trail of tough mucus behind, like a falling star." "Yellowish expectoration, salty, sweetish, putrid." "Expectoration thick mucus." "Gray, yellow, of putrid smell." "Bloody ; purulent ; tasting sour." "Expectoration mucous, purulent, yellow, sour taste, offensive smell." Expectoration only during day, thick, yellow, sour mucus. "Bloody expectoration with sour sensation in chest. Scanty, salty expectoration. Spitting of blood. Copious expectoration of thick yellow mucus or even pus. Sweetish expectoration. White, yellow, thick. Sputa white, gray, yellow, frothy, gleuey, dirty looking, pus-like, blood ; tasting flat, sweetish, salty, sour, gray-yellow, of putrid odor, muco-purulent ; profuse, copious, albuminous mucus ; viscid, loosened with difficulty ; pus-like bad smelling.

Cough : Dry, tickling cough at night ; cough when sleeping at night ; cough loose A.M. Cough worse damp cold air, raw damp winds, wet weather, washing or working in water, talking, morning, evening, after midnight, mental excitement ; cough better lying on painful side.

Pain and rawness in chest with cough ; vomiting or sweetish matter with cough ; rattling of mucus with cough ; with cough pressure in chest and stomach ; tearing pain in inguinal hernia ; cough caused by a sensation of plug which moves up and down in throat ; Cough after measles ; tickling cough.

Respiration : Shortness of breath on ascending ; loud breathing through the nose ; difficult breathing, awakes with anxiety : oppressed breathing better by throwing the shoulders back ; breathing stops when stooping ; dyspnœa with tightness of chest, with stitches in chest ; dyspnœa worse cough ; arrest of breathing on stooping.

Pain : Tightness, burning and soreness in chest ; sharp pains in chest from before backwards ; chest very sensitive to touch, percussion or pressure ; stitches in chest and sides of the chest when moving ; on deep inspiration, leaning

against the painful side ; sensitiveness and soreness in the chest on deep breathing or by touch ; stitches in chest when lying on the affected side ; darting from the left into the right lung ; whole chest painful to touch ; fleeting chest pains.

Pulse : Pulse full, accelerated or tremulous ; pulse full and frequent.

Patient : Fat, fair, flabby and perspiring and cold damp and sour ; scrofulous persons. Large bellied, and large-headed ; leuco-phlegmatic temperament. Persons who take cold easily ; rachitic conditions. Light-haired people ; tendency to obesity in youth ; psoric constitutions.

Fever : Heat with inclination to uncover. Worse at 2 P.M. Sweat of single parts ; desire for eggs ; history of suppressed eruptions.

Conditions : Leucophlegmatic subjects, fair, fat and flabby ; coldness. External chest very sensitive to touch and sore. Feeling of damp cold stockings in feet and legs ; night sweats, general or local. Sweaty-headed child ; expectoration sinks into water like a shooting star.

Accompaniments : Peevishness ; easily frightened. or offended. Vertigo on ascending ; heat in vertex. Icy coldness of head ; obstinate, self-willed children. Scratches head on waking ; lachrymation in open air ; takes cold at every change of weather (Nose). Dryness of nose ; pale bloatedness of face. Dryness of tongue at night and when awaking ; desire for sweets, salt or wine ; for eggs. Aversion to meat, boiled things, fat. Swelling over pit of stomach like a saucer turned bottom up. Constipation, stool at first hard, then pasty ; then liquid (Lyc). Sour diarrhoea ; white stool ; fetid urine ; cold damp feet. Cold knees (Carbo V). Sweat of hands and pulse. Sensation of dryness of inner parts. Sensation of coldness of inner parts. Sensitive to moist cold air. Cramps in legs at 3 A.M. Worms. Aversion to open air.

Aggravation : Morning ; on washing ; on stooping. From suppressed catarrh ; after coition ; in cold wet weather.

Mental exertion ; fasting, ascending ; milk ; wet poultices. Getting wet ; lying on side ; talking. Suppressed perspiration ; cold air ; cold water ; during full moon.

Amelioration : Dry weather ; lying on painful side. Loosening garments ; while lying on back ; rubbing. Wiping or soothing with the hands ; from being touched.

Remedies following well. Lyc, Nat-ac, Puls, Phos, Sulph, Sil.

HEPER SULPH.

Type : Lobar Pneumonia. Pleurisy, chronic pneumonia ; abscess of lungs.

Stages : Third stage.

Location : Upper parts of chest. Right side of chest. "Small part of lung."

Causes : Cold air. Cold and dry weather. Clear fine weather. Dry weather, In the east wind. Dry cold air. West or north west winds.

Expectoration : "Expectoration of mucus, bloody or like pus, sour or sweet. Abundant expectoration of tenacious mucus relieves the rattling breathing. Sputa : Scanty, tenacious, muco-purulent ; dirty, yellowish, badly smelling ; pus-like and bloody ; masses of mucus ; offensive ; bloody, frothy, tuberculous masses ; small balls emitting a carrion-like odor when crushed."

Cough : Dry and hoarse cough. Loose and rattling cough. Chockig cough. Wheezing cough. Cough worse uncovering slightest portion of body, eating or drinking anything cold. Towards morning ; better wrapping up, keeping warm. Cough worse from evening till midnight. Cough from cold air ; when lying in bed, talking. After cough sneezing ; crying. During cough burning in chest and stomach. Sneezing during cough.

Respiration : Rattling breathing during sleep ; anxious wheezing breathing. Bends head backwards with suffocative attacks. Must get up to relieve dyspnoea. Involuntary deep inspirations.

Pain: Soreness in chest. Stitching pain in right side of chest extending to back.

Pulse: Pulse hard full accelerated, intermitting.

Patient: Extremely sensitive nervous system; psoric. Scrofulous; light hair and complexion. Soft and flabby muscles. Peevish, obstinate, irritable. Chilly, hasty eating and drinking.

Conditions: Wheezing condition, cough worse by the least cold air. Weakness of chest preventing talking. Late stage of pneumonia. Mild suppurative stage.

Accompaniments: Anguish in evening. Quick hasty speech. Over sensitiveness, sad; irritable; sour sweat on head and face with aversion to be uncovered. Tendency to catch cold when uncovering head. Heat and redness of face. Dryness of throat; longing for acids, wine, sour and strong tasting things. Aversion to fat; hard dry stool. Stool expelled with difficulty even when it is not hard. Tenacious mucus in chest. Fetid sweat of axilla. Cold sweat of hands. Rough, dry, grating, cracked skin of hands. Cracked skin of feet. Starts up from sleep with the feeling as though he would suffocate. The side on which he lies becomes painful, must turn. Chilliness, hyper-sensitiveness, splinter-like pains and craving for sour and strong things; constant offensive exhalations of the body. Tendency to suppuration. Sensitiveness of the affected parts to contact and to cold air.

Aggravation: Cold air; open air. Undressing; uncovering. Touching the parts. Lying on the painful side; night.

Amelioration: From warmth. Covering. Damp wet weather.

Remedies following: Lach, Merc, Nit-ac, Rhus Tox, Sil, Spong, Sulph.

PULSATILLA.

Type: Lobar Pneumonia. Broncho Pneumonia. Pneumonia. Acute suppuration of lungs. Bronchitis.

Stage: Third stage.

Location: Sub-clavicular region in apex of either lung.

Causes: Loss of fluids. Measles. Suppressed menses. Ice, quinine, pregnancy, tape worm; women in confinement. Chill; wetting feet.

Expectoration: White, green, tenacious mucus. Thick, yellowish matter of a bitter, greasy, salty or putrid taste. "Black and clotted blood."

Expectoration bloody; green; yellow; with bitter taste; with greasy taste; offensive taste; salty taste. Expectoration bland, thick, bitter, greenish. Free yellowish-green sputa. Copious expectoration of yellow, bitter mucus. Expectoration salty, offensive, tasting like the discharge in chronic catarrh. Purulent expectoration. Nauseous expectoration. Bilious taste. Has a biting burnt taste, like the dregs of an old pipe.

Cough: Dry teasing cough and dyspnoea. Cough worse lying down. Gagging and choking cough. Cough loose in morning and dry in evening. Short dry cough as soon as he gets warm. Dry cough worse lying down, waking from sleep, better on sitting up in bed. Dry, severe cough worse in morning with retching and desire to vomit. Cough caused by dryness and scraping in the chest, with nausea and straining to vomit. Cough with expectoration in the morning or during the day, without expectoration at night. Dry tickling cough (thick yellow expectoration in bronchitis) worse evening, lying down. "I warn you not to select Pulse for a loose cough unless you are sure that all the symptoms of the case call for it. It often tightens such a cough without curing it". Farrington.

Lingering loose cough (after resolution of a severe inflammation).

Respiration: Breathing, groaning or rattling. Dyspnoea worse when lying on back and at night. Dyspnoea with tension in the lower part of the chest below the false ribs. Dyspnoea as from fulness. Short breath, anxiety and palpitation when lying on the left side. Smothering sensation on lying down.

Pains: Pain as from ulcer in the middle of chest. Pressure upon the chest and soreness. Burning pain in the heart.

Burning in chest; stitches in the chest, especially when coughing and drawing a long breath. Tension in the chest especially on drawing a long breath. Soreness in right or left sub-clavicular region or to apex of one or the other lung; worse lying on the affected side or pressing against the chest (Incipiency of tuberculosis especially in women). Stitches in chest when lying, coughing, taking full inspiration.

Pulse : Pulse weak and small but accelerated.

Patient ; Chlorotic and anæmic women. Sandy hair, blue eyes. Pale face, easily moved to laughter or tears; mild gentle, yielding, timid. Children.

Fever : Heat of the face or heat of one hand and coldness of the other. Heat of body with coldness of extremities. One-sided perspiration. One cheek red and one pale. Red face; heat of right side or upper part of body. Burning hands seek cool places. Wishes to uncover 2 p.m. 4 p.m. Afternoon or evening rise of temperature. Ever changing symptoms.

Conditions : When expectoration becomes thick, profuse, green and bitter or offensive tasting or free yellowish-green. The patient feels chilly yet can not bear the atmosphere of a close warm room (Kali-Sulph). Broncho-pneumonia of anæmic women. Loose cough of pneumonia lingers.

Accompaniments : Mild gentle, yielding disposition, sad, despondent, weeps easily, sandy hair, blue eyes, pale face, muscles soft and flabby. Pains with chilliness. Thirstlessness; chilliness yet wants cool room. Warm applications aggravate, warm room oppresses. Cold drinks retained, warm vomited. Better in cold air and from cold applications. Changeable; seeks open air, always feels better there even though he is chilly. Wants head high; lies with hands above head. Likes sympathy; licks the dry lip. Crack in middle of lower lip. Sweet saliva. Desire for tonics. Dislikes butter. No two stools alike. Wide awake in evening. Sleeps with hands over head. Yellow discharge from nose and throat.

Aggravation: In close warm room. Evening, at twilight. Lying on left or on the painless side. Warm applications. During expiration.

Amelioration: In open air. In a cold place From cold air. Lying on right side. Cold application. Lying on painful side.

[To be continued.

N. C. DAS.

—o—

HEADACHE REPERTORY.

[Continued from page 40]

CAUSES.

Onanism: Calc; Chin; Con; Sep; Staph; Lyc; Nux-v; Ph-ac.

Loss of Sleep: Carb-veg; Nux v; Cocc.

Night watching: Cocc; Nux-v; Puls.

Spirituuous liquors: Agar; Lach; Nux-v; Ran-b; Ant-c; Ars; Bell; Calc; Chin; Coff; Gels; Puls; Sele; Sil; Spig; Sulph; Zinc.

Sun: Ant-c; Bell; Bry; Glon; Lach; Nat-c; Puls; Sul.

Suppressed eruptions: Ant-c; Bry; Lyco; Mez; Nux-vom; Psor; Sul.

Syphilis: Aur; Kali-i; Merc; Nit-ac; Syph; Thuja.

Tea: Chin; Lach; Selen; Sep; Thuja; Carb-as; Glon.

Thunder storm: Phos; Rhod; Sep; Sil; Bry; Lach; Nat-c.

During thunder storms: Nat-p.

Smoking tobacco: Ant-t; Bell; Gels; Ign; Nat-a.

Vexation: Mez; Staph; Nat-m; Cham; Bry; Mag-c.

Vinegar: Teucr.

Changes of weather: Rhust; Calc; Ars; Bry; Cal-p; Carb-v; Nux-v; Ph-ac; Phos; Psor; Sil.

Cloudy weather: Rhus-t; Calc; Dulc; Chin; Mang; Nux-v; Sep.

Meat : Caust ; Puls ; Staph.

Mercury : Aur ; Hep ; Nit-ac.

Metallic substances : Sulph.

Mortification : Lyco ; Op.

Milk : Brom ; Lac-d ; Phys.

Music : Coffee ; Ph-ac ; Phos.

Abuse of narcotics : Bell ; Chamo ; Coff ; Graph ; Lach ;
Lyca ; Nux-v ; Op ; Puls ; Sep.

Nursing infant after : Bell ; Bry ; Calc ; Cham ; Chin ;
Dul ; Phos ; Puls ; Sep ; Sil ; Staph.

Odors : Aur ; Bell ; Coff ; Colch ; Ign ; Lyc ; Phos ; Sil ;
Sulph.

Odors of coffee : Lach.

„ „ *dirty clothes* : Carb-an.

Strong and agreeable : Arg-n.

Perspiration, suppressed : Carb-veg ; Bell ; Calc ;
Cham ; Chin ; Nux-v ; Puls ; Sulph.

Pregnancy : Bell ; Chan ; Puls ; Sep ; Sulph.

After suppression of sexual desire : Con ; Puls.

Sexual excess : Agar ; Calc. Sep ; Sil ; Bov ; Chin ; Nat-c ;
Nux-v ; Puls ; Staph ; Sulphur ; Thuja ; Agn ; China ; Gels ;
Phos ; Ph-ac.

Excessive pollutions : Calc ; Nux-vom ; Lyco ; Sep
Staph.

Cold weather : Bry ; Dulc ; Hep ; Nux v ; Rhus-t ; Sul.

Damp cold weather : Bry ; Calc ; Dulc ; Glon ; Merc
Nux v ; Nux-ni ; Rhod ; Rhus-t ; Sil ; Sulph.

Dry cold : Hep ; Nux-v ; Spng ; Caust ; Aco ; Bry.

Stormy weather : Rhod ; Rhust ; Spig ; Nux-m ; Bry.

Getting wet : Calc ; Rhus-tox ; Bell ; Bry ; Ars ; Dulc
Colch ; Led ; Nat-m ; Puls ; Sep.

Getting wet while in sweat : Puls ; Rhus-t ; Sil ; Sep.

From wetting head : Bell ; Sep ; Phos ; Puls.

Exposure to cold wind : Hep ; Nux-v ; Rhus-tox.

Riding in cold wind : Rhus-tox.

Wine : Gels ; Zinc ; Ars ; Calc ; Sel ; Sil ; Nux-vom
Bell.

AGGRAVATION.

Cold air : Ars ; Aur ; Bell ; Caust ; Chin ; Dulc ; Kali-c ; Nux-m ; Nux-v ; Rhodo ; Rhus-t ; Sil ; Bry ; Calc ; Carb v ; Cocc ; Coff ; Hep ; Iris ; Kali-bi ; Lach ; Lyc ; Nit-ac ; Psor ; Puls ; Sep ; Su'ph.

Draft of air : Aco ; Ars ; Bell ; Calc ; Chin ; Gels ; Hep ; Kali-c ; Nux-v ; Rhus-tox ; Sel ; Sulph.

Open air : Arg-n ; Bell ; Bry ; Calc ; Caust ; Cocc ; Con ; Kali-c ; Lyc ; Mez ; Nux-v ; Spig ; Sulph.

Ascending steps : Beli ; Bry ; Calc ; Sil ; Spong ; Gels ; Glon ; Kalm ; Lach ; Lyco ; Nux-v ; Phos-ac ; Psor ; Rhus-t ; Sep ; Sulph.

Attention, from too eager : Ign ; Nux-vom.

Bed, on going to bed : Ars. Lyc. Merc. Puls. Sep. Sulph.

Bending head backward : Bell. Bry. Carb-veg. Clem. Puls. Sep.

Blowing nose : Aur. Hep. Puls. Sulph. Bell.

Boat, from riding in : Cocc. Colch. Tab.

Breakfast, before : Calc. Cimic.

„ *after* : Iris. Lyc. Naja. Nux-v.

Candy after : Ant-c.

Climaxis during : Lach. Sang. Sep. Ther. Carb-v. Croc. Glon.

[To be continued.

N. C. DAS.

— 0 —

WHAT WE MUST NOT DO IN HOMŒOPATHY.

By Late DR. FORTIER BERNOVILLE M.D.

Translated by DR. RAJKUMAR MUKERJI M.A., L.H.M.S.

PREFACE.

True homœopathic treatment and its success depend on three things :

1. The diagnosis of the Patient.
2. The diagnosis of the Disease.

3. The diagnosis of the Remedy.

In each case there are several causes which may lead us to make errors. The object of this book is to set down some general principles which will safeguard the new as well as the old from making errors in diagnosing the patient, the disease and the remedy.

The first part of the book is purely a translation of the article of Dr. Bernoville mentioned in the References. The second part of this book is a summary of ideas about the diagnosis of the patient by the help of morphology so long put forth in different journals of France by the French homœopathic doctors and specially by Dr. Leon Vannier in his books referred in the References.

The illustrations are tracings from Dr. Vanniers's books for which he has very kindly given authorisation.

I hope that my colleagues of India will surely find something new and interesting in this book which will, I am sure, be helpful in their practice.

Last of all my thanks to the publisher who has very kindly financed the publication of the book.

Chapter 1.

THE HOMŒOPATHIC MEDICINES.

The results obtained in Homœopathic therapeutics are extremely variable according to the method of application of remedies. The medical science is an art with two principles: The principle of prescription and the principle of practice. The same is the case with Homœopathy as well as in other sciences of medicine. We must know that the results may be excellent or on the contrary negative or inexistant or even replaced by violent aggravations if we do some errors about the :

1. Tinctures
2. Doses
3. Repitition of doses.
4. Time of the application of doses.
5. And last of all there are some particular cases for some particular medicines.

1. THE TINCTURES.

The part played by a Homœopathic doctor does not consist alone in treating the patients. He should at the same time control the value of the fabrication of medicines supplied to him by the pharmacists from different laboratories. One error which one can do in this regard is the result of the ignorance of the origin of a remedy and this is very important. It is then necessary that we must know how the Homœopathic medicines should be manufactured. Hahnemann gave a solution of the problem in a very simple manner during his time. He completely ignored the part which a pharmacist can play in the preparation of medicines. He himself used to prepare his medicines and even now there are a number of homœopaths in different countries who, faithful to the principle of their master, prepare their medicines themselves and directly apply these medicines to their patients. This is no doubt illegal and moreover it is not a progress. We must call it a regresson because it is not possible for us to have all the up-to-date machines and all the personnel employed for the preparation of two to three thousands of medicines that we require.

It is, however, necessary that we know how the homœopathic medicines are prepared, if not we may be victims of a wrong preparation. It is for this reason the homœopaths in France have in the beginning decided that the homœopathic medicines are to be prepared by the specialised homœopathic pharmacists. But the doctors as well as the specialised homœopathic pharmacists ought to know how to prepare the homœopathic medicines.

THE MINERAL KINGDOM.

As regards the MINERAL KINGDOM the control is easy. A mineral substance should be taken as a remedy. You may say that it should be taken pure and well prepared. But this is not all and neither it is true. When Hahnemann and others obtained a pathogenesis departing from a substance, it is necessary that we should depart from the same substance, even

if it is not purified, while the pharmacist, obsessed by the principles of modern chemistry, tries for purifying in an absolute manner their substances of mineral origin, though sometimes they find that these substances are less active.

A classic example: Hahnemann prepared *Calcarea Carbonica* from the shell of the egg of ostrich—from the portion which is found in between the external and the internal surfaces of the egg shell. It is no doubt Carbonate of Lime but it also contains traces of other minerals and marine substances. Therefore, it is not necessary to use the absolutely purified Carbonate of Lime but the egg-shell of ostrich itself for the preparation of *Calcarea Carbonica*. This may be considered as a general rule for all substances of mineral origin. It is preferable to depart from the mineral substances in their natural state. The mineral substances are valuable medicines in the form as they are found in the natural state. They act generally better in the living organism. On the contrary the chemical substances are, for some medicines, of secondary importance. Why? This requires no explanation. If we wish to use some dilutions of Pyramidon or Arsenobenzol we will find that they are rarely useful. But there are exceptions. As for example the Arsenic Compound of Bayer 205, has been very successfully used in dilutions of 200 and 1000, in Azotemia—at least in some cases of Azotemia (The dilutions of Penicillin are also now used in France with very interesting results).

It should therefore, be a principle that we must not have our mind haunted by the idea of absolute purity. There are some homœopaths who go further and say that when water is used it should be used as it is in the place of distilled or bi-distilled water. It should also be decided whether for some products, the water from the source containing Carbonate of Calcium should be used instead of bi-distilled water. Some researches are to be made in this regard.

From the point of view of the mineral kingdom we have yet another rule which requires elucidations. It is the FREQUENT NECESSITY OF REPLACING THE PURE

METAL BY ITS OXIDE. It seems that Cuprum Oxide is more interesting than Cuprum itself both having the same indications. The former is more active. The case is the same with Bromides. Mr. Berne has shown that when we depart from a metal for the fabrication of some medicines, we cannot be absolutely sure whether the substance will remain pure in course of the preparation. Thus Zincum Metallicum will transform itself into Zinc Oxide in the process of preparation. The same thing may be said of Alluminium, Iron, and for all the metals (neither gold nor platinum).

Besides, except the very heavy metals, there is hardly any difference between the metal oxide and metal pure. For this reason it is better to oxidise the metal before preparing a medicine from it. In practice, take for example when you use a remedy having for its origin Cuprum Metallicum, which has not given expected results, you must try Cuprum Oxide which may prove to be more active having the same indications as that of Cuprum Metallicum.

Sometimes it is necessary to prefer some salts to others. This is not a rule in Homœopathy; it is a rule of chemotherapy. In Homœopathy we have two such examples. A classical example: Argentum Nitricum, the Nitrate of Silver—a remedy having an action though different to that of Silver metal, yet more deep and much more important. For this reason this remedy is very frequently used. There is another example which, as I have very often pointed out, is that of Plumbum Aceticum. Since two or three years I have replaced my prescription of Lead Plumbum Aceticum which is much more active. Lead is a metal whose action is very well known to us. The pathogenesis of plumbum and of all its salts have been enriched by vocational intoxications. On the other hand we also know marvellously well the anatomy and pathology of the lesions caused by the lead. But when we apply our knowledge to Homœopathy we very often meet with some failures even when Plumbum is indicated, while plumbum Aceticum has at least a much more

interesting action in muscular atrophies of neuritis and polyneuritis. *Plumbum Metallicum* does not act well in these cases. The Acetates of metal provokes some pains and some other acute phenomena which its metal cannot. Can we explain this fact by the help of chemical reaction? This is also a case of research.

On the other hand the simple acids are not the remedies of first importance in Homoeopathy. They are less important than the metalloids. Phosphoric Acid is not as valuable as Phosphorus. Sulphuric Acid has very much the less value than sulphur. The acids have for themselves some common indications which are primary to all acids. As for example the general symptom, the DEBILITY. Some cases of debility may be covered by Muriatic Acid as well as by the Sulphuric Acid. Thus you will get amelioration of pains resulting out of hyperacidity by applying Muriatic Acid, Sulphuric Acid and Nitric Acid. Sulphuric Acid acts longer but it should be remembered that you may apply the one or the other but their action is secondary and functional which will ameliorate hyperacidity but will not cure it.

It is necessary that we maintain a link between us and the chemist. The difficulty lies in the fact that chemistry is a practical Science where there is no place for general consideration. Take a book on chemistry and you will find that it is a book of pure experience and that chemist acts always tentatively. They have no general rule. When they make new experiment they have no ideas well founded by reasoning. We, doctors, on the contrary, try to lay down some general rules,

THE VEGETABLE KINGDOM.

As regards the Vegetable Kingdom there are two important guiding principles. The first is that the plants should be taken IN THEIR MILIEU *i.e.* to say in their wild state. Take care of the plants grown in gardens for using in the preparation of tinctures. It is possible that such plants may give results, but it is an error of *a priori* because the plants should be collected in their milieu.

The second rule is the following. We must begin with tinctures made in alcohol and not with tinctures i.e. to say with tinctures made from fresh plants. This is easy to realise for indigenous plants but for plants growing in hot countries it is very often difficult to be certain of its origin. The rule for the fresh plants has its value. In a word the alcoholature, in order that it may be of any value, should begin as much as possible on the spot of collection of the plant itself. As for example an exotic plant sent in France in dried condition may not have any action. It is necessary that the person who collects them should make the alcoholic tincture on the spot and send it to another place, otherwise the originals may not have equal value. (The time of collection has also some importance. The general rule of phytotherapy is that the plants should be collected in blooming state. There are plants that grow in shade and there are others that grow in open. The degree of insolation must have some influence of the quantity and the quality of the juice of the plant).

(That question of freshness has some importance for the active organs having intense metabolism but for the grains and the skins it has very little importance).

Our perfection in the practice of Homœopathy has no value if we are not sure of the originals which we use for the preparation of our medicines. If we do not get the desired effect of a medicine we prescribe, we do not apply it any more thinking that the medicine is deceptive while perhaps it has not given desired effect because it is not prepared from a good original. Let us then be absolutely sure that the originals are good in order that we may not accuse the medicine for being ineffective. We should, on the contrary accuse ourselves because we have failed to make the proper choice. This is of course a difficult question.

It may be noted here that when we apply the globules dissolved in water mixing it with a spoon for 5 to 10 minutes we get much more rapid results.*

There are some laboratories that have replaced Psorinum of Hahnemann which is a scraping of the itch, by scrapings of eczema. This is an error because Hahnemann established the pathogenesis of Psorinum preparing it from the scrapings of itch.

Similar is the case with Hydrophobinum. It should be made from the saliva of a rapid dog, and not from the marrow of a rapid dog. The remedy prepared by the Pasteur Institute may be interesting but it is not Hydrophobinum which contains other organic substances, found in the saliva.

THE ANIMAL KINGDOM.

In the Animal kingdom there are other rules. Hahnemann, as for example formulated the rule that the entire body of the animal is to be used. For the serpents and other big animals only the venom is used but for the small insects the whole is to be used to start with.

However as regards the serpents we must know that the venom of the animal has no value if the animal is not caught in its country of origin and if possible in liberty. The venom of the serpents kept in captivity in Europe has not as much value. When these animals are not in freedom, but are in conditions comparable to those of a free state, we may get some results. This is the rule for all the venoms of serpents kept in captivity in the antivenomous Institute of Rio de Janeiro. The institutes of this kind are famous in Brazil. There the serpents live as if in liberty in gardens and for preparing the Antivenomous serums the venoms are gathered during the time of the year when they are more active.

The case of Apis is interesting. Sometimes Apium Virum acts better in oedema than Apis. In this case also we must be sure of the origin used by the pharmacists. The Germans have found out the active principle of Apium Virus which they have isolated in the form of Apisine. You may use it in subcutaneous injections in 6x. This 6x dilution of

Apisine is much more active than Apium Virus in rheumatism. We must be very careful for Apis. Many Homoeopaths very easily get the idea that Apis acts in all cases of oedema. This is one of the causes of failure with Apis because the oedema of Apis is painfully rosy, hot and inflammatory. It is for this reason oedema of Cardio-renal origin does not come within the sphere of Apis.

The question of the origin of medicines is very important and very delicate to deal with because finally it leads us to the question of the "Mark". This question arises in Homoeopathy and it also arises in pharmacology. We are forced to apply Digitalis of such and such "mark" because the action of Digitaline is variable according to the region where it is produced. But the question is more grave and more delicate in Homoeopathy for the very reason that we have no means of control. We can control the efficacy of a Homoeopathic medicine only by its application to our patients. Our question is always a relative one. We may think (and the anti-homoeopaths actually thinks) that it is a coincidence if we have an amelioration and naturally we may always about the value of our medicines. A particular case does signify nothing. We cannot be sure until and unless we have experience of the effect of a drug in several thousands of cases. In a word we may say that we have to have a certain confidence in our suppliers.

The case is the same with Opoththerapy where the question of "mark" is also very important.

This is all about the origins of our medicines from which we should depart. There are many errors that we may make in selecting the drug to start with for preparing further dilutions.

(Lastly we may say that in our colleges, with the teaching of the different branches of Homoeopathic medicine, we must also have a course of Pharmacology. We must not forget that in India we cannot accept in toto the rules laid down in the foreign pharmacopias. We must try to establish our own pharmacopia always with special consideration of our Indian herbs growing in a climate which is so different

to that of other lands. Secondly it is also necessary that we have our own materia medica for the very reason that the drug action is variable according to the climate of its origin. In other words we, Indian Homœopaths, must have our own Materia Medica and our own Homœopathic Pharmacopia).

Chapter II.

THE DOSE.

The question of the Homœopathic dose is our next problem. We may make many mistakes in this case. We should know the cases where high dilutions are to be used and where to apply the lower dilutions. We must also know how to repeat the Homœopathic doses. The repetition of doses is a very important problem.

The laws regarding the dilutions are not yet accepted by all Homœopaths. They should be considered in an open mind. However most of the Homœopaths agree on the point that *the lower dilutions act soon ; superficially and for a short time ; the high dilutions act slowly, deeply and for a long time.* It seems that the laws relating to the homœopathic dose are rather some corollaries of the law relating to the intensity of excitations caused in the living organism. In practice this is very important and should be considered with a supple mind because the excitations differ according to the remedies. But we must insist on the point that while diluting the medicines the Homœopaths have discovered a capital principle which is the duration of the action of Homœopathic medicines. This is what makes Homœopaths for more superior to other therapeutists. We know at least approximately the duration of the action of our medicines. In general medicine one does not know it. Hahnemann had discovered that in diluting and dynamising a substance, imparting to it some more medicinal energy, the duration of action augments and in reading the works of Hahnemann we find that he proved as for example. Causticum is capable in high dilution to act from 60 to 100 days. He found that

in certain dilutions the period of action may last up to 120 days. When the dilutions are increased up to 100,000 Korsakow,* or still higher, it may be active for a much more long duration. Every remedy has its duration of action but this duration of action may be increased in course of treatment. When you treat a patient with a high dilution the duration of its action is not very long. Take for example : you apply Lachesis 200 to a patient who has never been treated or who is having a homœopathic treatment for the first time. In such a case the duration will not be more than 7 or 8 days. The negative phase is 24 hours ; the positive phase begins on the 2nd day : amelioration continues for 6 days and from the 6th day the amelioration begins to fall and the patient feels less better. You repeat the dose and as gradually you go on repeating the dose even in the same dilution the duration of its action will increase. If instead of giving Lachesis 200 you apply 1000, the duration of action will be 15 days of positive phase and next you will have one month with another dose of M and you will obtain a positive action for 2 to 3 months with Lachesis 10,000 Korsakow.

The duration of action varies according as the patient has only begun the treatment or he is having a treatment for a longtime. But there are so frequent exceptions to this rule that in reality it can only be learnt by individual practice.

Here we have an excellent argument for propaganda of Homœopathy to other doctors who never busy themselves with the question of the duration of the action of their medicines. The official school busy themselves only in case of preventive vaccinations as regards the duration of action.

As regards the lower dilutions, they are to be applied rather in acute cases because they act superficially and for a short period. On the other hand for the drainage of a chronic case we must get a real hierarchy of actions by giving a high dilution which acts for a long time, followed by some functional remedies which are repeated every day

or at an interval of two days for the reason that their action is short lasting.

Very recently Cahis of Bercelona and Dr. Nebel have used some mixtures of dilutions and it has been seen that by mixing dilutions an action is obtained which is intermediary between a high and a low dilution and that the action is very deep because of the high dilution, acting at the same time very rapidly (because there is a lower dilution) and that the duration of action is intermediary. The mixtures of dilutions act soon, deeply and their duration is medium.

In summary we may say : *while the high dilutions have a negative phase of aggravation for one or two days followed by a slow amelioration continuing for a long time, the lower dilution acts for a short time, it acts superficially and it should be often repeated. The mixture of the two kinds of dilutions give a result intermediary between the two.*

In practice we have made some mixtures for some remedies. Dr. Nebel often used to mix 30, 200, 500 or 30, 200, 500, 1,000. Cahis tried to obtain a violent reaction of the patient with these mixtures causing at the same time a fall of the potential. He used to give for ex ; Silicea 18, the next day a mixture of 300 dilutions from 4,7000 to 5,000 for Silicea. He used to give in this way 300 dilutions, simultaneously. This was a work of considerable patience. Cahis of Bercelona had thousands of phials. He worked on Sunday to prepare the dilutions which he applied during the following week. He obtained very interesting results by alternating one very low dilutions with a very high dilution. He did this for example for Theosinamin.

Dr. Nebel uses mixtures of dilutions. I have also used them. The mixture of dilution often diminishes the chance of aggravation.

(in my practice I have very often verified the rapid and sure action of a remedy by using two of its dilutions alternately. In chronic cases I generally use a remedy in the following manner : 6,200 ; 200. M ; M, 25M etc. applying the high dilution first following it with its corresponding lower one. The higher dilution is repeated in an interval more or less according as the dilution is high or low).

According to the works of Berne, it seems that the dilutions always made in the same phial are but some mixtures of dilutions in which the element of depolymerisation corresponds to the high dilutions and the elements already polymerised to the lower and medium dilutions. The superiority that is attributed to the *Corsakowian* dilutions, is perhaps due to the mixture of dilutions and to some physical phenomena which will result out of the mixtures.

There is also another rule which has been equally formulated, but for which there are so many exceptions. It should be followed with great prudence.

When it is necessary to act on very subtle symptoms as for example mental, sympathetic or nervous it is better to use high dilutions when you descend to the materiality of morbid symptoms apply medium doses in lower dilutions. Such is the case for the diseases of digestive system. But to speak the truth, most of the gastrointestinal manifestations are some neuro-digestive syndromes. They are some phenomena which we believe to be purely material, however of energetic order. This is really true for the stomach and for the coecum.

*

*

*

As regards Phosphorus, when you read the pathogenesis you find in a general way that the symptoms caused by the poisoning corresponds to the acute stage of a disease. The symptoms provoked by the high dilutions correspond to the Chronic stage but in reality it is necessary that we should establish the pathogenesis of Phosphorus in different dilutions and to understand them well we must take into consideration the chronology of appearance of the symptoms. You will find this kind of the chronology in the *Materia Medica* established by Hahnemann himself. You find for example that the patient of *Lycopodium* had such and such symptoms that appeared primarily and such other symptoms that appeared secondarily and still others that appeared latter on.

In a general way the symptoms that appeared in the beginning are the symptoms of acute stage, and the secondary symptoms are the symptoms of chronic stage. In a word we

may say that three or four pathogenesis of the same medicine should be established because the different pathogenesis are not the same. There are some homœopaths who try to do so but pathogenesis are not always done in this way. There is however an optima dose for each medicine.

In leaving aside the action of a remedy different according to the dilutions, sometimes the homœopaths have ignored some very simple facts. The pathogenesis of Magnesia Mur-iaticum have been prepared with very high dilutions. Some aspects have been neglected and it has not been noticed that the disappearance of a wart may follow absorption of Magnesium Chloride and corresponds to a very special sycotic state with the possibility of a secondary nephritis.

(It is necessary that first of all a pathogenesis of the tincture should be prepared then we must proceed to the differnt dilutions)

Now we will consider the errors that we should try to avoid in repeating doses, in the intervals and times of application of remedies. Lastly we will consider some particular cases for individual remedy.

REPITITION OF DOSE.

Almost all homœopaths, if not all, have tendency to prescribe for a long time the same remedy inspite of the amelioration obtained. We have tried much to fight against this habit. We may have to deal with an acute or a chronic case. We treat it for a given period and it is very difficult for us to tell to the patient when he will begin to have amelioration. It is also necessary to lengthen the interval of the application of doses and to stop it totally when there is complete amelioration of the symptoms. Thus the patient is left alone to his own initiative and he may either stop the remedy earlier before the amelioration has become manifest or it may be prolonged because of the uncertainty. On the other hand we must also take care of consolidating the amelioration obtained. But it is necessary Hahnemann has said, to increase the time of application of doses of the same remedies as soon as their action has become evident.

[To be continued.]

SOME USEFUL PUBLICATIONS

In English, Bengali, Hindi and other Languages.

Nett's — Consumption, 325 pp., 3/8 ; Gout 184 pp., 2/- ; Liver 32 pp., 3/8/- ; Skin, 271 pp., 3/8 ; Tumour, 384 pp., 4/-. Fistula, 1/-.
 Reasons for Being a Homœopath, 2/8 only.
 Dr. S. K.—Midwifery, 3rd edn., 180 pp., 3/- ; Human Anatomy Physiology, 5th edn., 115 pp., 2/8/-.
 Practice of Medicine, 376 pp., cloth, 6/-.
 Medical Dictionary, 6th edn. 570 pp., 5/-.
 Diseases of Children, 1070 pp., cloth, 20/-.
 Condensed Mat. Med., 1,000 pp., 18/-.
 "Truth About Homœopathy", & "How I Became A Homœopath" etc. in one vol., -/12/-.
 Venereal Diseases, Royal 387 pp., cloth, 10/-. Diseases of Males and Infants at the Breast— Royal 317 pp., Cloth, 10/-.
 Repertory to Hering's Guiding Symptoms Complete in 2 vols, leather bound Rs. 55/- . Drug Relationship, 223 pp., 3/-.
 Repertory 438 pp., half morocco, 12/-.
 Taking Form, 16 pp., -/3/- each, Doz. 1/14/-
 Cholera, 3rd edn., 146 pp., -/12/-
 Epitome of Homœopathic Practice (a pocket book), 6th edn., 18 pp., cloth, 1/8/-.
 External Homœo. Medicines & First-Aid, 3rd edn., 141 pp., 1/8/- only.
 Family Practice with chapters on Anatomy and Physiology, 6th edn., 75 pp., cloth, 5/-.
 Annual of Mat. Med with Allen's Clinicals, 3 vols. 2693 pp. 20/-.
 Medical Dictionary (Pocket) In Hindi, Urdu, Bengali & English Rs. 10/-.
 Pharmaceutist's Manual (including Indian Drugs), 804 pp., 6/8/-.
 Twelve Tissue Remedies, 228 pp., 1/8/-.

পারিবারিক চিকিৎসা	১২শ সংস্করণ	১৪১৬ পৃঃ	৩।০
অর্গানোলজি	৩য় সংস্করণ	২৮৭ পৃঃ	৩
ওলাউড়া চিকিৎসা	২য় সংস্করণ	৪৬ পৃঃ	১০
ওলাউড়া তত্ত্ব ও চিকিৎসা	৩য় সংস্করণ	২৪৫ পৃঃ	১২
জননেত্রির পীড়া	৭ম সংস্করণ	১২১ পৃঃ	১২
তুলনামূলক মেটেরিয়া মেডিকা	৩য় সংস্করণ	১৬৩৬ পৃঃ	১৬
নবদেহ পরিচয়	৭ম সংস্করণ	১১২ পৃঃ	১২
সংক্ষিপ্ত পারিবারিক চিকিৎসা	২য় সংস্করণ	৩৫২ পৃঃ	১৪
পারিবারিক ভেষজ তত্ত্ব	৩য় সংস্করণ	১০১৫ পৃঃ	৬
বহুমূত্র	২য় সংস্করণ	৪৪ পৃঃ	১০
বক্ষঃপরীক্ষা	১ম সংস্করণ	২০৭ পৃঃ	২
বায়োকৈমিক চিকিৎসা সার	৬ষ্ঠ সংস্করণ	২৪০ পৃঃ	১০
বায়োকৈমিক চিকিৎসা বিজ্ঞান	২য় সংস্করণ	৭০০ পৃঃ	৫
বেরিবেরি বা এপিডেমিক ডুপসি		৫৮ পৃঃ	১০
ভেষজ-লক্ষণ-সংগ্রহ	৫ম সংস্করণ	২ খণ্ডে সম্পূর্ণ	২০
রেপার্টরী	৩য় সংস্করণ	৭৬৪ পৃঃ	৭
রোগ লক্ষণ সংগ্রহ পুস্তিকা		১৬ পৃঃ	১০
প্রৌরোগ চিকিৎসা	২য় সংস্করণ	৩১৬ পৃঃ	২১
হাস ও বসন্ত চিকিৎসা		৫৮ পৃঃ	১০
চিকিৎসা	২য় সংস্করণ	২২ পৃঃ	১০

== EMBECO ==

(BRAND)

HOMŒOPATHIC SPIRIT 60 O.P.

REDISTILLED in specially designed Still with enamel lining manufactured by a reputed firm of London.

'EMBECO' Brand Homœopathic Spirit is guaranteed to be free from *metallic contamination*, because it is distilled in enamel still.

'EMBECO' Brand Homœopathic Spirit is free from all impurities, such as Aldehydes, Ketone & other organic & inorganic foreign matters. Manufacture is supervised by highly qualified experienced chemists. Every lot has to pass through rigid analytical control.

It is manufactured in Government Bonded Laboratory under strict control.

Net Prices (Without container)

For Permit holders :
(At concession rate of duty) Rs 17/8 per bulk Gallon.

Outside West Bengal :
(Excluding Excise duty) Rs. 10/- per bulk Gallon.

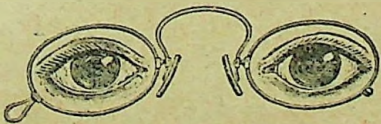
Non-permit holders :
At full rate of Excise duty. Rs. 8/4 per Pound (16 ozs).

MAHESH LABORATORIES LTD.

30/4, Canal East Rd., Calcutta—11.

M. B. & Co.'s

Optical Department



Spectacles are served accurately as per prescription. The customers also, so desiring, may select the lens on their own responsibility.

Lenses of different powers and varieties of Frames are available. Prices—cheap.

M. BHATTACHARYYA & CO.
73, Netaji Subhas Rd., Calcutta.

A Song of Symptoms

OF
SIXTEEN REMEDIES

BY

PATERSIMILIAS

A new idea for the teaching of Homœopathy.

Art paper, Full cloth-bound
Rs. 6/- only.

Star Brand

HOMŒO PHIALS.

Best & Cheapest.

Manufactured by :—

Hindusthan Glass Blowing Co.
191, Bowbazar Street, Cal.—12.

Stockists :— M. Bhattacharyya & Co.

Just out!

Just out!!

**Dr. S. K. Bose's
MIDWIFERY**

The first chapter of this book contains the anatomical structures and functions of male and female generative organs; second chapter the treatment; third *Midwifery* and child-birth; and the fourth or the last chapter contains the *Therapeutic Indications* of all the diseases to which the infant-life is liable.
3rd Ed. Rs. 3/-only.

Anatomy & Physiology

This book is intended for all laymen and beginners of Homeopathy to understand thoroughly everything about Human body and Human physiology.
5th Ed. Rs. 2/8 only.

M. BHATTACHARYYA & Co.
73, Netaji Subhas Road, Calcutta.

"SWASTIKA BRAND"

HOMEO PHIALS

The best & most reliable country made phials.

Sole Distributors: for India & Pakistan.

M/s. M. Bhattacharyya & Co.
73, Netaji Subhas Road,
Calcutta.

Manufactured by:—

M/s A. M. SEN & COMPANY.
5, Ariff Road, Calcutta—4.

Cineraria Maritima

Succus (B. & T.)

and (B & R)

Sole Agents:—

M. Bhattacharyya & Co.

The well known book

Paribarik Chikitsa

(Family Practice)

Available in different Languages.

1. Bengali "পারিবারিক চিকিৎসা"
19th. edn., 1416 pp., Rs. 6/8/- only.
2. Hindi "पारिवारिक चिकित्सा",
11th. edn., in 2 vols., 1864 pp.,
Rs. 10/- only.
3. Urduo "Khandavi Haja", 1184 pp.,
Rs. 10/- only.

etc. etc. etc.

M. BHATTACHARYYA & CO.
73, Netaji Subhas Road, Calcutta.

Lady's Manual

Dr. E. H. Ruddock's works are justly famous throughout the English speaking world because they are, first and foremost, practical.

This book gives instructions for the treatment of a great number of ailments incidental to women from puberty to the change of life.

Homeopathy is exceedingly effective in such troubles and this book will be the means of saving much suffering.

D. C. 16 mo. 270 pp., Rs. 6/8/- per copy.

Copyright by:—

M. BHATTACHARYYA & CO.
73, Netaji Subhas Rd., Cal.

For all

: Homœopathic : Biochemic :
: and Other Products :

of

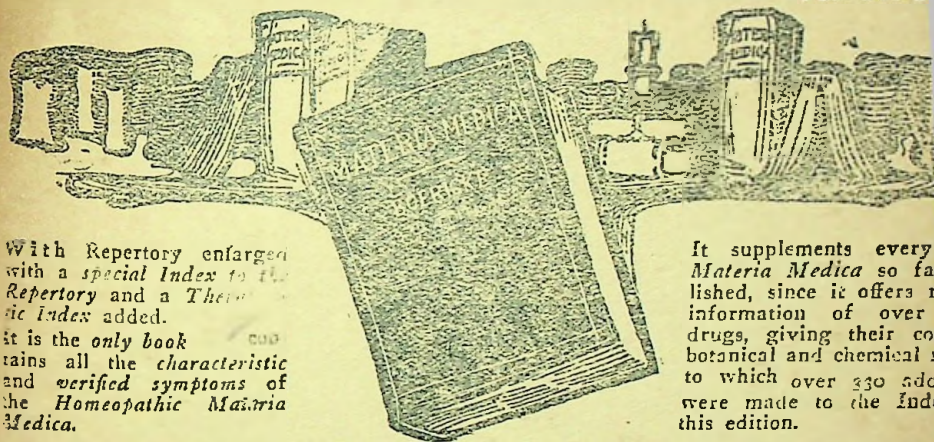
BOERICKE & RUNYON

Sole Agents:—

M. Bhattacharyya & Co.

JUST PUBLISHED
THE NINTH EDITION OF

Boericke's *Materia Medica*



With Repertory enlarged
with a special Index to the
Repertory and a Therapeutic
Index added.

It is the only book
which contains all the characteristic
and verified symptoms of
the Homeopathic *Materia
Medica*.

It supplements every
Materia Medica so far
published, since it offers re-
information of over
drugs, giving their co-
botanical and chemical na-
to which over 330 addi-
were made to the Inde
this edition.

Every Student and Practicing Physician should have a copy
1042 pages, Genuine Flexible Leather Binding: Price \$8.00,
postage prepaid in U.S.A.

PUBLISHED BY

BOERICKE & RUNYON, 27th Lafayette St. New York City
Branch, 116 South 11th St., Philadelphia, Pa.

Sole Agents:—M. BHATTACHARYYA & CO.

M. Bhattacharyya & Co.'s

HOMOEOPATHIC MEDICINES

Are genuine and cheap.

Medicines are potentised and dispensed under direct super-
vision of long experienced registered doctors.

Attenuations and filtrations are done scientifically in up-to-date
machines and the process is open to our customers' inspection.

M. BHATTACHARYYA & CO.

73, Netaji Subhas Road,
CALCUTTA.

Reg. No. C-2538.

Homœopathic & Biochemic Tablets.

Always

INSIST ON OUR
MACHINE MADE
TABLETS.

—o—

SCREW CAPPED
BOTTLE CONTAINS
1,000 TABLETS.

—o—

Made of

AMERICAN
SUGAR OF MILK.

—o—

M. BHATTACHARYYA & CO.

HOMCEOPATHIC CHEMISTS & PHARMACISTS

73, Netaji Subhas Road, Calcutta.

⇒ **EMBECO** ⇒
BRAND

Homœopathic Mother Tinctures, Spirit Rectificatus and other
Pharmaceutical products are manufactured.

Every step of the manufacture beginning from the collection
and identification of the drugs, their pulverisation, maceration,
percolation, distillation, filtration and right up to the bottling of
the finished product is done with scrupulous care under supervision
of qualified and experienced chemists and pharmacists.

MAHESH LABORATORIES LTD.

BONDED

30/4 CANAL EAST ROAD, Calcutta-11.

Phone—B. B. 5633

Tele.—Similicure, Cal.

Printed by DR. SAMARENDRA BHATTACHARYYA, B.Sc. at The Economic Press
25, Roy Bagan Street, Calcutta and Published by the same on behalf of
M. Bhattacharyya & Co., 73, Netaji Subhas Road, Calcutta.

April 30, 1953.